



US00D606744S

(12) **United States Design Patent**  
**Vidal**

(10) **Patent No.:** **US D606,744 S**

(45) **Date of Patent:** **\*\* Dec. 29, 2009**

(54) **HANDBAG**

D555,898 S \* 11/2007 Morelli ..... D3/232

(75) Inventor: **Frédéric Vidal**, Meulans (FR)

\* cited by examiner

(73) Assignee: **Hermes Sellier**, Paris (FR)

*Primary Examiner*—Holly H Baynham

(74) *Attorney, Agent, or Firm*—Foley & Lardner LLP

(\*\*) Term: **14 Years**

(21) Appl. No.: **29/333,897**

(57) **CLAIM**

(22) Filed: **Mar. 17, 2009**

The ornamental design for a handbag, as shown and described.

(30) **Foreign Application Priority Data**

**DESCRIPTION**

Sep. 18, 2008 (WO) ..... DM/071023

FIG. 1 is a front view of a handbag according to my new design;

(51) **LOC (9) Cl.** ..... **03-01**

FIG. 2 is a back view of the handbag shown in FIG. 1;

(52) **U.S. Cl.** ..... **D3/232**

FIG. 3 is a left side view of the handbag shown in FIG. 1;

(58) **Field of Classification Search** ..... D3/232–233,

D3/240–246, 318, 324; 150/100, 103–104,

150/106–110, 113–114, 118–119

See application file for complete search history.

FIG. 4 is a right side view of the handbag shown in FIG. 1;

FIG. 5 is a top view of the handbag shown in FIG. 1;

FIG. 6 is a bottom view of the handbag shown in FIG. 1; and,

FIG. 7 is a top frontal perspective view of the handbag shown

in FIG. 1.

The ornamental design which is claimed is shown in the drawings, in which the dashed lines represent stitching.

(56) **References Cited**

**U.S. PATENT DOCUMENTS**


D110,618 S \* 7/1938 Lewis ..... D3/240

D213,745 S \* 4/1969 D'Ellis ..... D3/243

D250,794 S \* 1/1979 Siegel ..... D3/243

D379,869 S \* 6/1997 Formby ..... D3/243

**1 Claim, 6 Drawing Sheets**



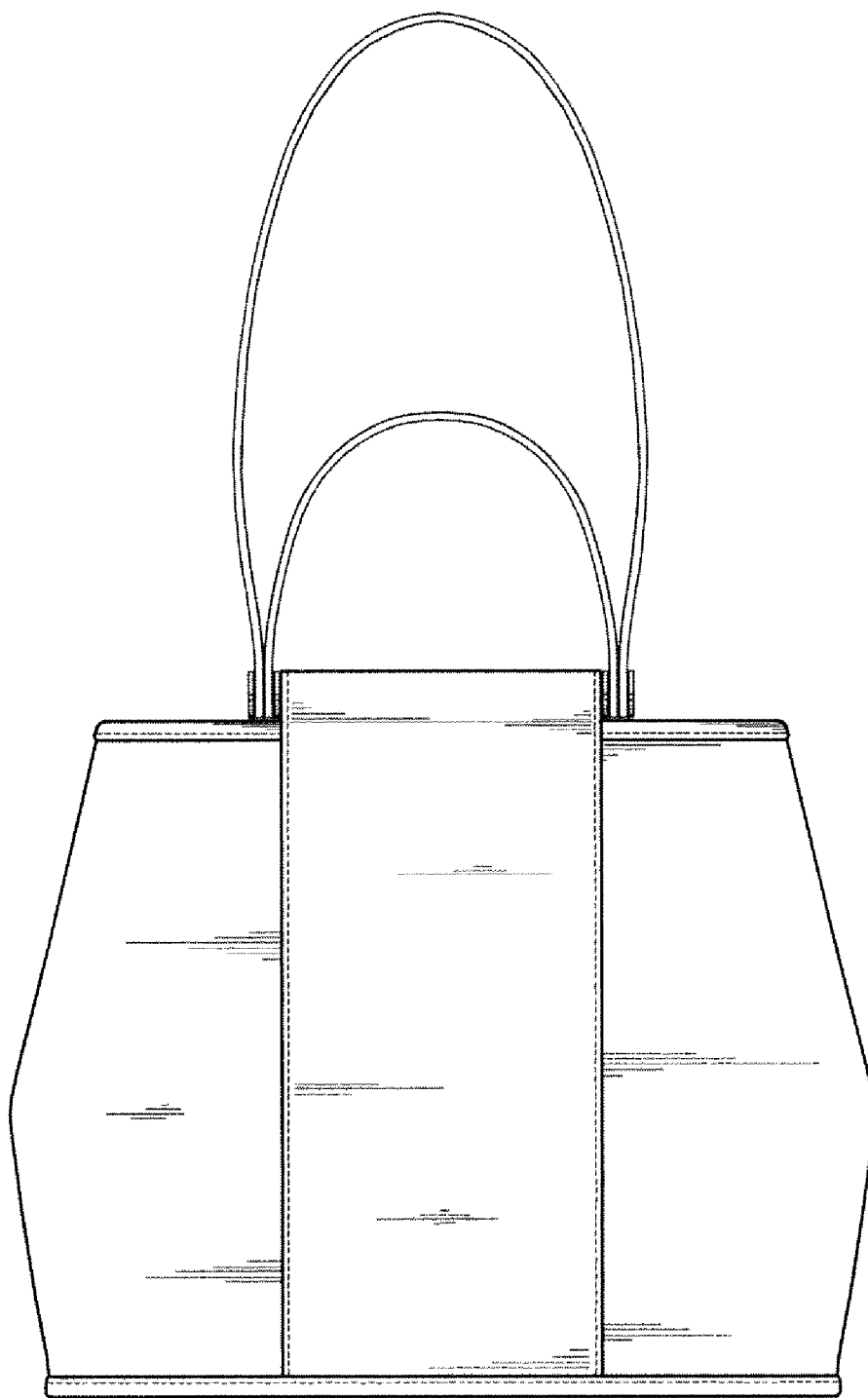


FIG. 1




FIG.2

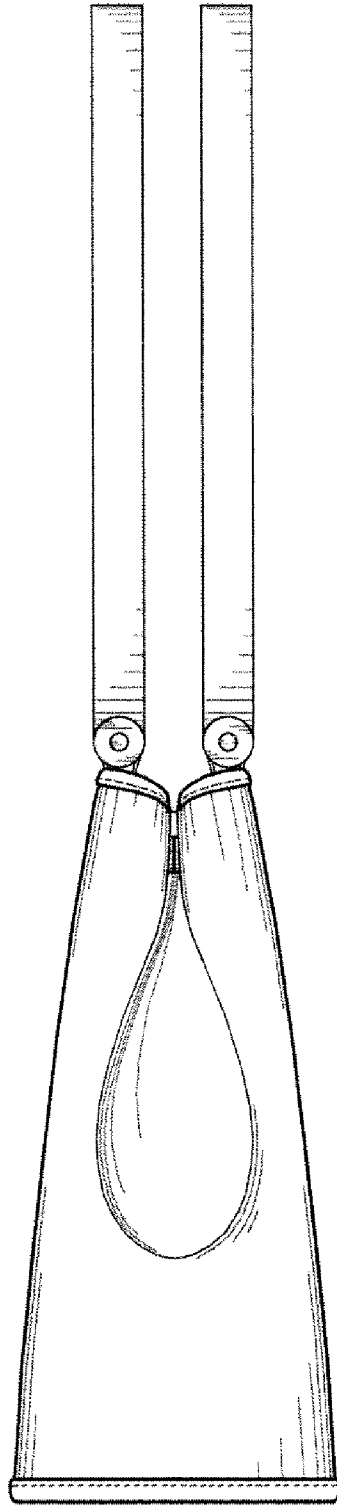


FIG.3

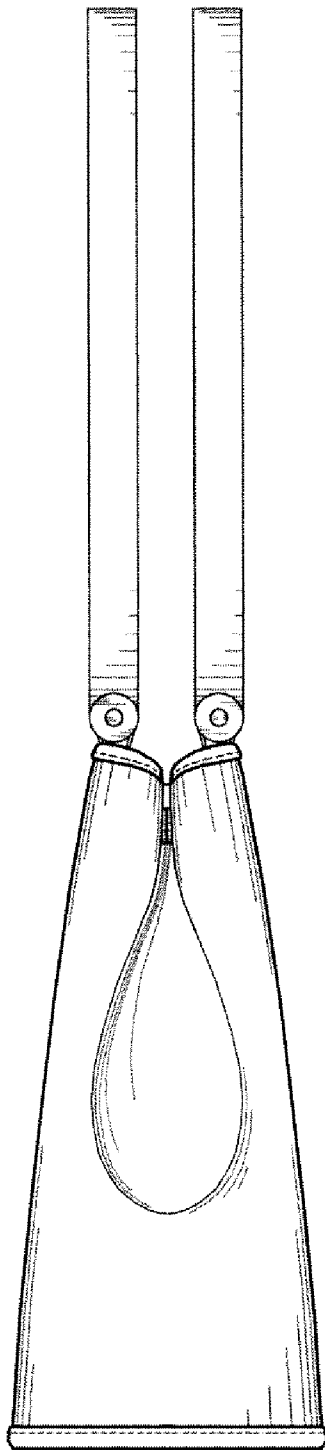


FIG.4

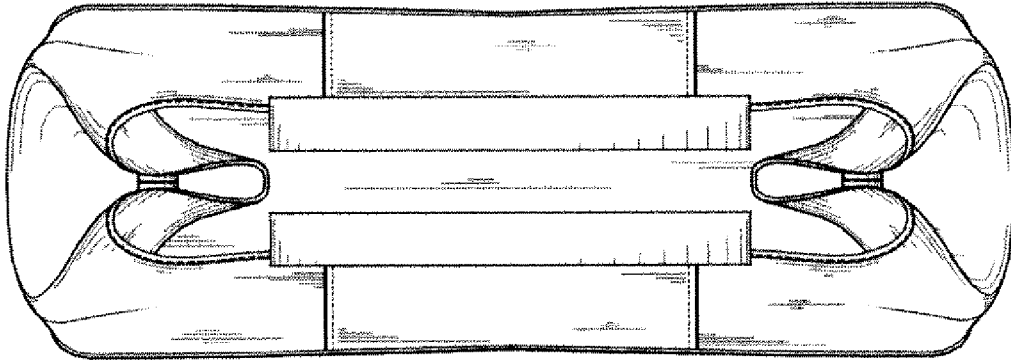


FIG. 5




FIG. 6




FIG. 7