

(12) **United States Design Patent** (10) **Patent No.:** **US D898,485 S**
Pedersen et al. (45) **Date of Patent:** **** Oct. 13, 2020**

(54) **DISPLAY UNIT**

(71) Applicant: **Target Brands, Inc.**, Minneapolis, MN (US)

(72) Inventors: **Sara L. Pedersen**, Minneapolis, MN (US); **Christopher S. Case**, Shakopee, MN (US); **Jeremiah J. Albrecht**, Minneapolis, MN (US)

(73) Assignee: **Target Brands, Inc.**, Minneapolis, MN (US)

(**) Term: **15 Years**

(21) Appl. No.: **29/641,308**

(22) Filed: **Mar. 21, 2018**

(51) **LOC (12) Cl.** **06-06**

(52) **U.S. Cl.** **D6/675**
 USPC **D6/675**

(58) **Field of Classification Search**
 USPC D6/334, 349, 641–642, 653–653.1,
 D6/654–654.1, 655–655.1, 657, 673, 675
 (Continued)

(56) **References Cited**

U.S. PATENT DOCUMENTS

D220,442 S * 4/1971 Beavers D6/671
 D220,704 S * 5/1971 Kramer D6/691.8
 (Continued)

Primary Examiner — Kelley A Donnelly

(74) *Attorney, Agent, or Firm* — Leanne Taveggia Farrell;
 Westman, Champlin & Koehler, P.A.

(57) **CLAIM**

The ornamental design for a display unit, as shown and described.

DESCRIPTION

FIG. 1 is a perspective view of a first embodiment of a display unit showing our new design;

FIG. 2 is a left side view thereof, the right side view being identical;
 FIG. 3 is a front view thereof, the back view being identical;
 FIG. 4 is a top view thereof;
 FIG. 5 is a perspective view of a second embodiment thereof;
 FIG. 6 is a left side view of FIG. 5, the right side view being identical;
 FIG. 7 is a front view of FIG. 5, the back view being identical;
 FIG. 8 is a top view of FIG. 5;
 FIG. 9 is a perspective view of a third embodiment thereof;
 FIG. 10 is a left side view of FIG. 9, the right side view being identical;
 FIG. 11 is a front view of FIG. 9, the back view being identical;
 FIG. 12 is a top view of FIG. 9;
 FIG. 13 is a perspective view of a fourth embodiment thereof;
 FIG. 14 is a left side view of FIG. 13, the right side view being identical;
 FIG. 15 is a front view of FIG. 13, the back view being identical;
 FIG. 16 is a top view of FIG. 13;
 FIG. 17 is a perspective view of a fifth embodiment thereof;
 FIG. 18 is a left side view of FIG. 17, the right side view being identical;
 FIG. 19 is a front view of FIG. 17, the back view of being identical;
 FIG. 20 is a top view of FIG. 17;
 FIG. 21 is a perspective view of a sixth embodiment thereof;
 FIG. 22 is a left side view of FIG. 21, the right side view being identical;
 FIG. 23 is a front view of FIG. 21, back view being identical;
 FIG. 24 is a top view of FIG. 21;
 FIG. 25 is a perspective view of a seventh embodiment thereof;
 FIG. 26 is a left side view of FIG. 25, the right side view being identical;
 FIG. 27 is a front view of FIG. 25, the back view being identical;
 FIG. 28 is a top view of FIG. 25;
 FIG. 29 is a perspective view of an eighth embodiment thereof;

(Continued)

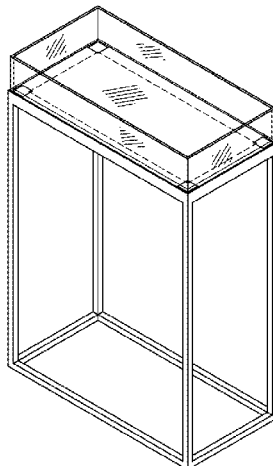


FIG. 30 is a left side view of FIG. 29, the right side view being identical;
 FIG. 31 is a front view of FIG. 29, the back view being identical;
 FIG. 32 is a top view of FIG. 29;
 FIG. 33 is a perspective view of a ninth embodiment thereof;
 FIG. 34 is a left side view of FIG. 33, the right side view being identical;
 FIG. 35 is a front view of FIG. 33, the back view being identical;
 FIG. 36 is a top view of FIG. 33;
 FIG. 37 is a perspective view of a tenth embodiment thereof;
 FIG. 38 is a left side view of FIG. 37, the right side view being identical;
 FIG. 39 is a front view of FIG. 37, the back view being identical; and,
 FIG. 40 is a top view of FIG. 37.
 The broken lines shown in the drawings are included for purposes of illustrating portions of the display unit and form no part of the claimed design.

1 Claim, 10 Drawing Sheets

(58) **Field of Classification Search**

CPC A47B 39/00; A47B 83/02; A47F 5/0018;
 A47F 5/0043; A47F 7/00; A47F 3/00;
 A47F 3/0439; A47F 5/0081; A47F
 2005/007

See application file for complete search history.

(56)

References Cited

U.S. PATENT DOCUMENTS

D243,908	S *	4/1977	Neff	D6/675
D283,572	S *	4/1986	Harig	D6/661
D304,980	S *	12/1989	Bush	D6/705
D519,750	S *	5/2006	Boudreau	D6/671.4
D596,874	S *	7/2009	Martin	D6/702
D611,735	S *	3/2010	Stukenberg	D6/691.8
D636,039	S *	4/2011	Henniger	D21/691
D637,834	S *	5/2011	Lewis	D6/671.1
D722,451	S *	2/2015	Chen	D6/657
D756,690	S *	5/2016	Ortega	A47B 13/06 D6/675
D771,415	S *	11/2016	Chen	D6/657
D777,304	S *	1/2017	Esteve	D23/286
D790,883	S *	7/2017	Schonherr	D6/663
D795,615	S *	8/2017	Kitajima	D6/675
D797,479	S *	9/2017	Manea	D6/691
D807,671	S *	1/2018	Caillouet	D6/708
D815,464	S *	4/2018	Caillouet	D6/657
D824,703	S *	8/2018	Yamamoto	D6/675.1
D825,229	S *	8/2018	Massaud	D6/675
D825,232	S *	8/2018	Massaud	D6/675.1
D836,365	S *	12/2018	Chong	D6/657
D848,770	S *	5/2019	Davis	D6/675.1
D859,038	S *	9/2019	Davis	D6/675
D870,493	S *	12/2019	Young	D6/663
2014/0239136	A1 *	8/2014	Ortega	A47B 13/06 248/165

* cited by examiner

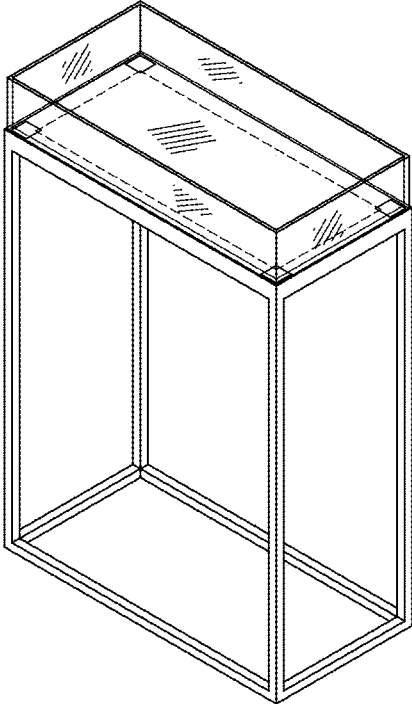


Fig. 1




Fig. 2




Fig. 3




Fig. 4

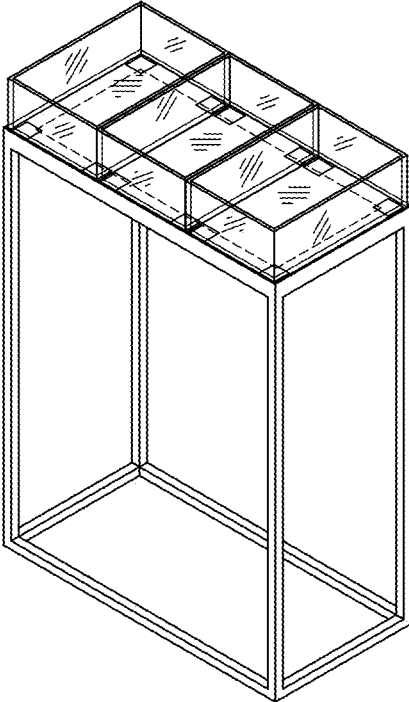


Fig. 5




Fig. 6




Fig. 7

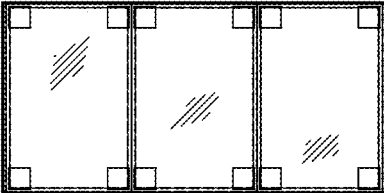


Fig. 8

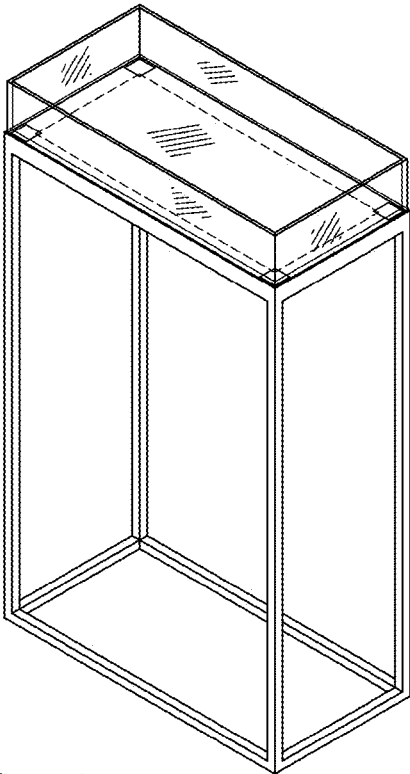


Fig. 9




Fig. 10




Fig. 11




Fig. 12

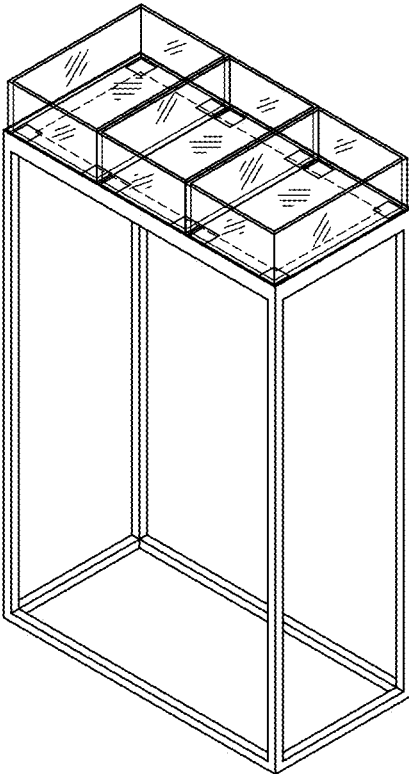


Fig. 13




Fig. 14




Fig. 15

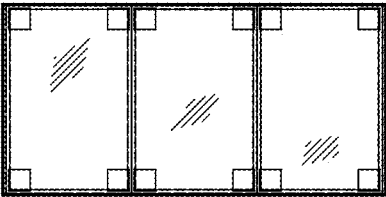


Fig. 16

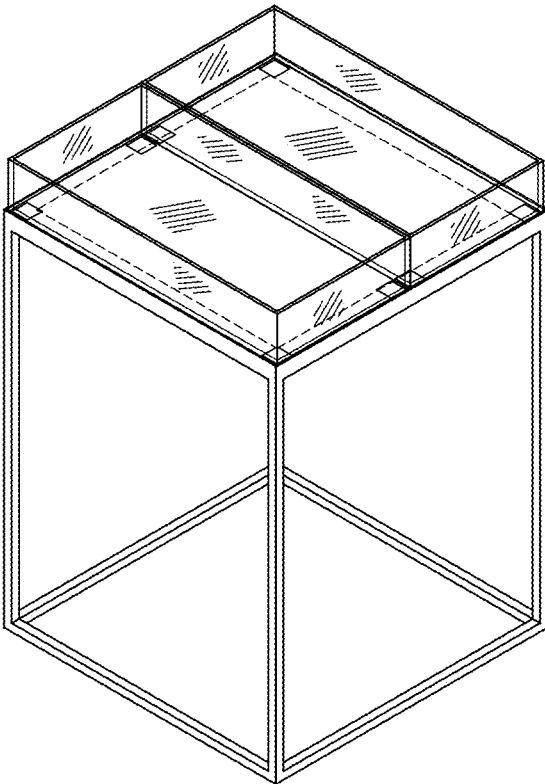


Fig. 17




Fig. 18




Fig. 19

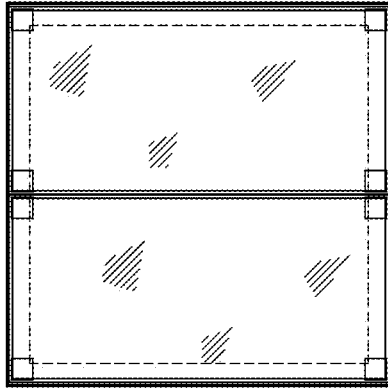


Fig. 20

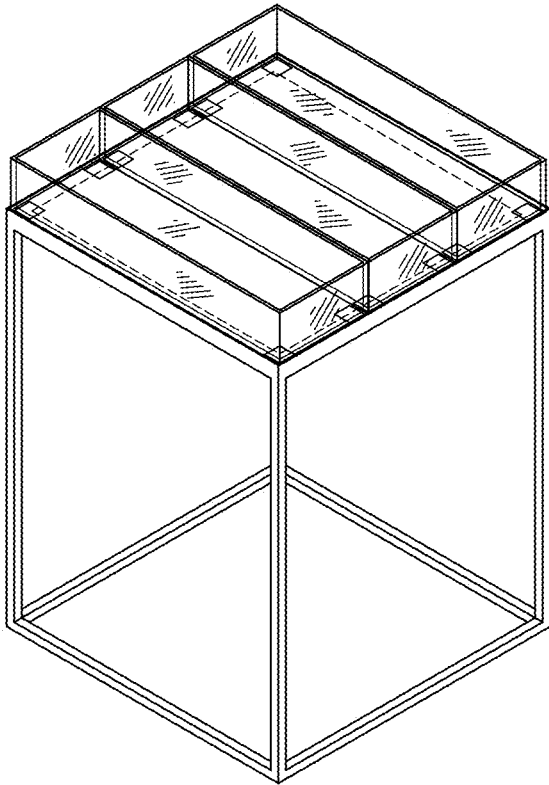


Fig. 21




Fig. 22




Fig. 23

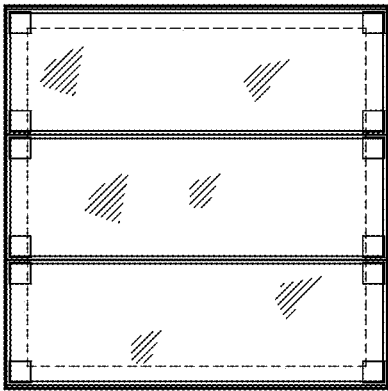


Fig. 24

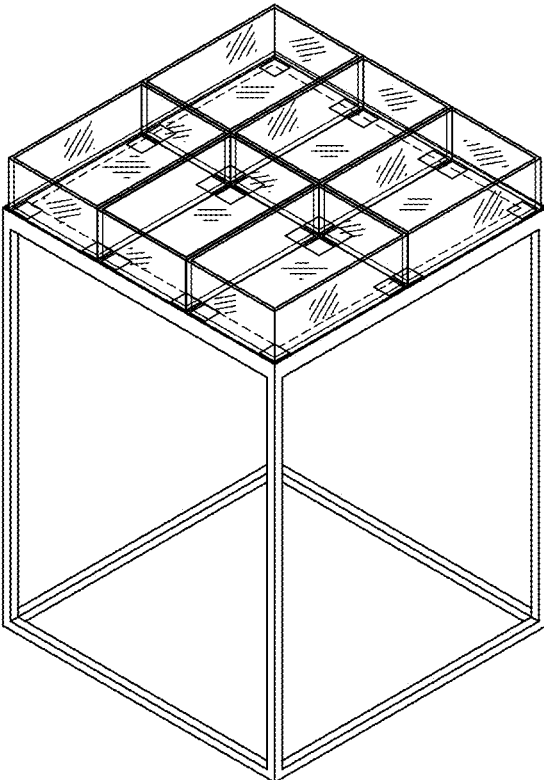


Fig. 25




Fig. 26




Fig. 27

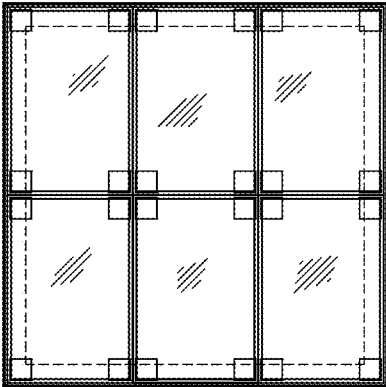


Fig. 28

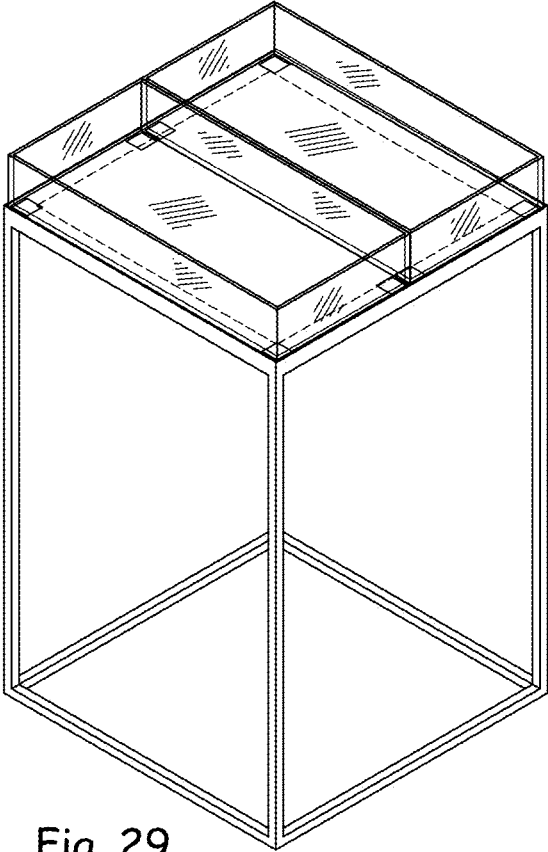


Fig. 29




Fig. 30




Fig. 31

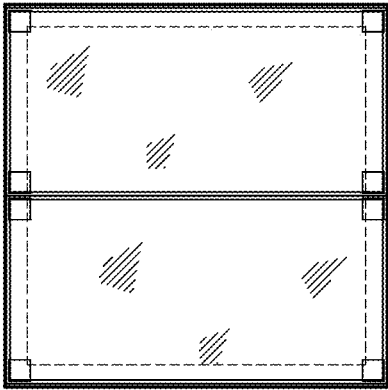


Fig. 32

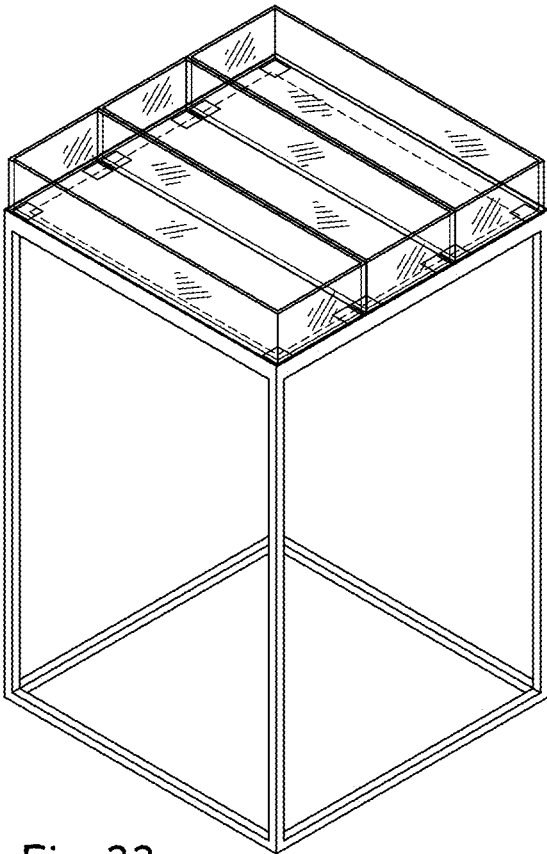


Fig. 33




Fig. 34




Fig. 35

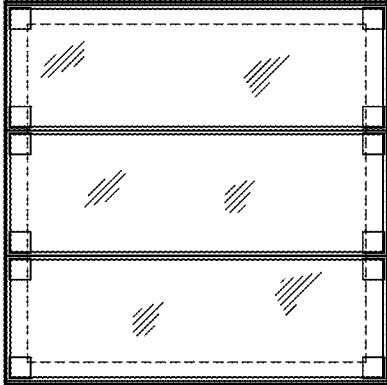


Fig. 36

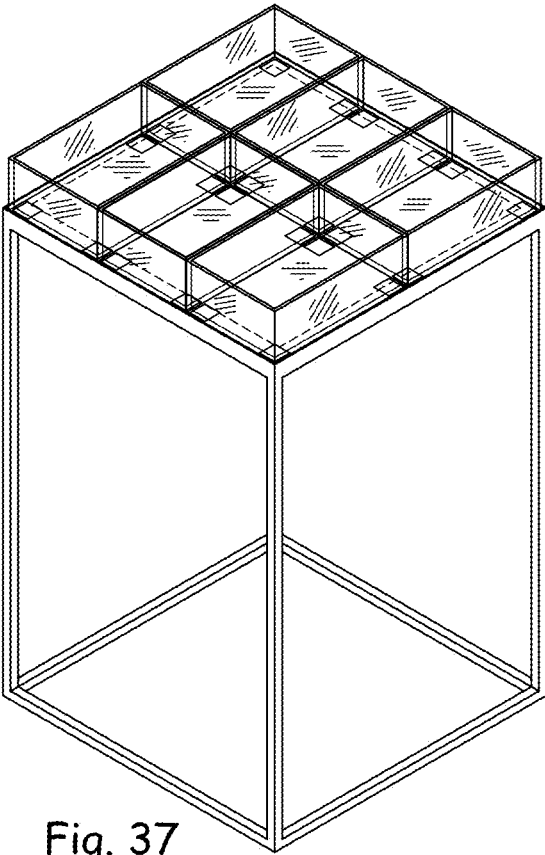


Fig. 37




Fig. 38




Fig. 39

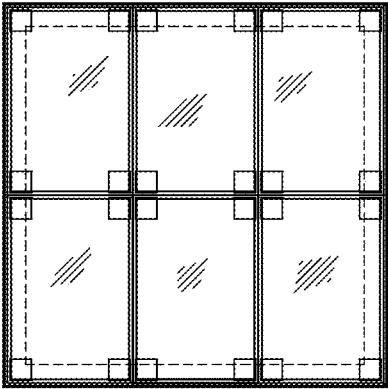


Fig. 40