

[54] **WIRE DISPENSER RACK**

[75] **Inventor: John R. Gustafson, Lincoln, R.I.**

[73] **Assignee: Gustafson Enterprises, Inc., Lincoln, R.I.**

[**] **Term: 14 Years**

[21] **Appl. No.: 947,767**

[22] **Filed: Dec. 23, 1986**

[52] **U.S. Cl. D6/469**

[58] **Field of Search D6/449, 462, 469, 463, D6/409; 211/135, 45**

[56] **References Cited**

U.S. PATENT DOCUMENTS

- D. 243,577 3/1977 Schouten D6/463
- D. 293,520 1/1988 Ovitz, III D6/409
- 1,892,150 12/1932 Hutchins et al. 211/45 X

OTHER PUBLICATIONS

Hardware Age, Jun. 1985, p. 1; Electrical Wire Rack, right front on page.

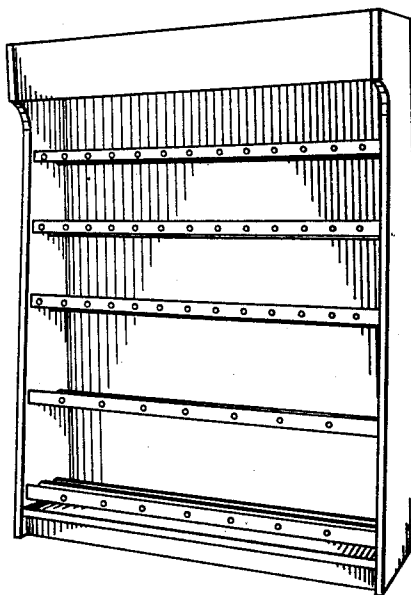
Primary Examiner—Carmen H. Vales-Lado
Attorney, Agent, or Firm—Salter & Michaelson

[57] **CLAIM**

The ornamental design for a wire dispenser rack, as shown.

DESCRIPTION

FIG. 1 is a perspective view of a wire dispenser rack showing my new design;
 FIG. 2 is a front elevational view thereof;
 FIG. 3 is a rear elevational view thereof;
 FIG. 4 is a side elevational view thereof;
 FIG. 5 is a top plan view thereof; and
 FIG. 6 is a bottom plan view thereof.



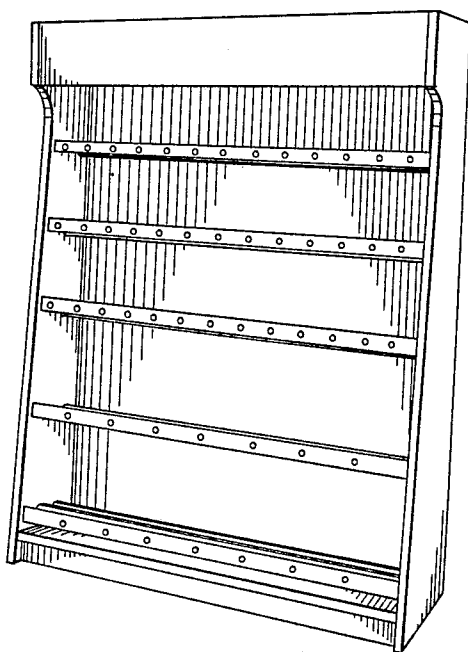


FIG. 1

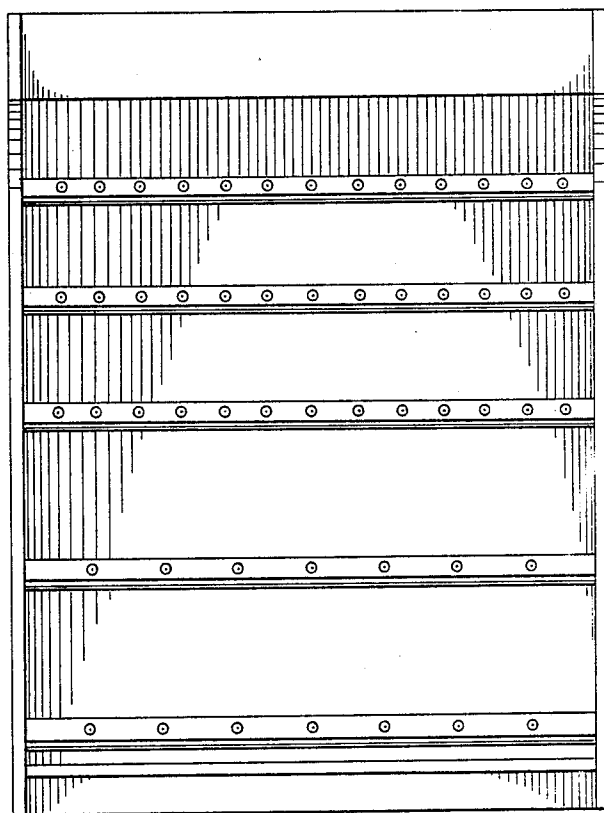


FIG. 2




FIG. 3

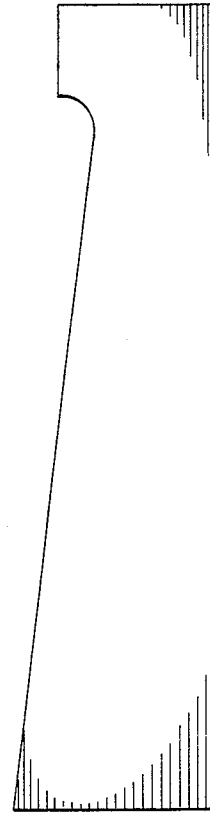


FIG. 4




FIG. 5




FIG. 6