



US00D457713S

(12) **United States Design Patent** (10) **Patent No.:** **US D457,713 S**
Trammel (45) **Date of Patent:** **** May 28, 2002**

(54) **GOLF BOOT**

OTHER PUBLICATIONS

(76) Inventor: **Richard Trammel**, 113 E. Main St.,
Tavares, FL (US) 32778

Printout form www.oregonmudders.com showing various
footwear. Printed Dec. 15, 2000.*

(**) Term: **14 Years**

* cited by examiner

(21) Appl. No.: **29/148,811**

Primary Examiner—Louis S. Zarfes

(22) Filed: **Sep. 27, 2001**

Assistant Examiner—Gregory Andoll

(51) **LOC (7) Cl.** **02-04**

(74) *Attorney, Agent, or Firm*—Terry M. Sanks, Esq.;
Beusse Brownlee Bowdoin & Wolter, PA

(52) **U.S. Cl.** **D2/909**; D2/910; D2/906;
D2/897

(57) **CLAIM**

(58) **Field of Search** D2/896–897, 900–915,
D2/946, 947, 962, 970; D3/215, 226, 228,
222; 36/1, 2 R, 102, 107–108, 113, 117.1–117.9,
118.1–118.9, 119.1, 131, 134, 136, 7 R,
7.2, 7.4, 50, 50.1

The ornamental design for a golf boot, as shown and
described.

DESCRIPTION

(56) **References Cited**

FIG. 1 is a perspective view of my new design for a golf
boot;

FIG. 2 is a right side elevational view of the design of FIG.
1;

FIG. 3 is a left side elevational view of the design of FIG.
1;

FIG. 4 is a front elevational view of the design of FIG. 1;

FIG. 5 is a rear elevational view of the design of FIG. 1;

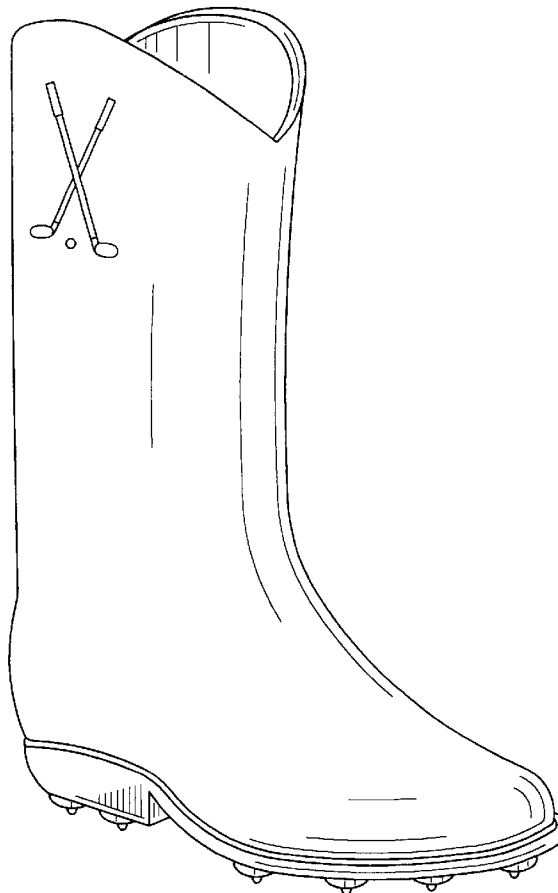
FIG. 6 is a top plan view of the design of FIG. 1; and,

FIG. 7 is a bottom plan view of the design of FIG. 1.

U.S. PATENT DOCUMENTS

D180,258 S	*	5/1957	Zisla	D2/897
3,600,831 A		8/1971	Olsson et al.		
4,873,774 A		10/1989	Lafever		
4,984,377 A		1/1991	Schneider		
5,950,333 A		9/1999	Tsen		
D427,752 S	*	7/2000	Coffman et al.	D2/906

1 Claim, 2 Drawing Sheets



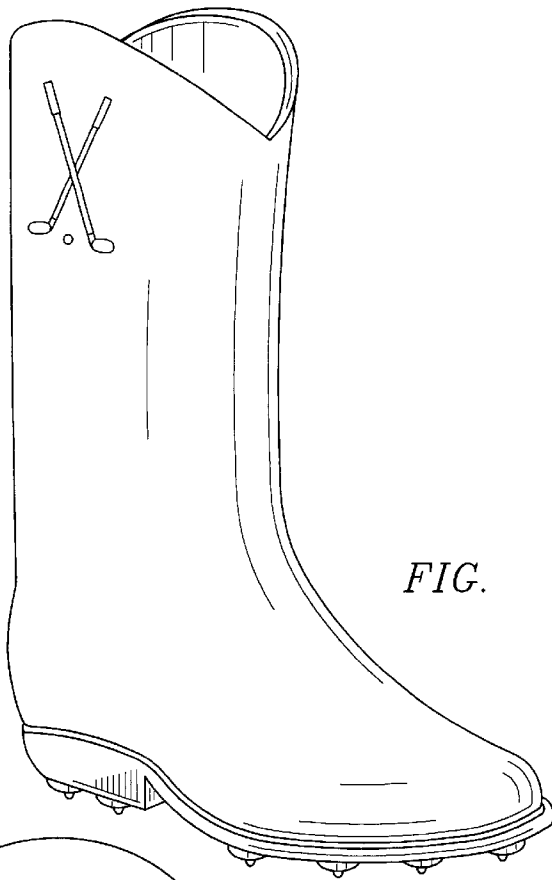


FIG. 1

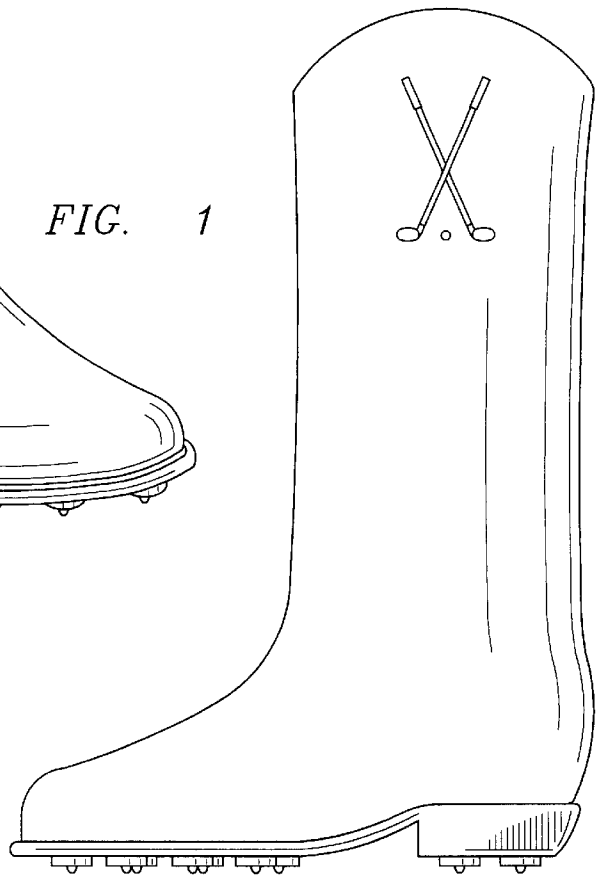


FIG. 3

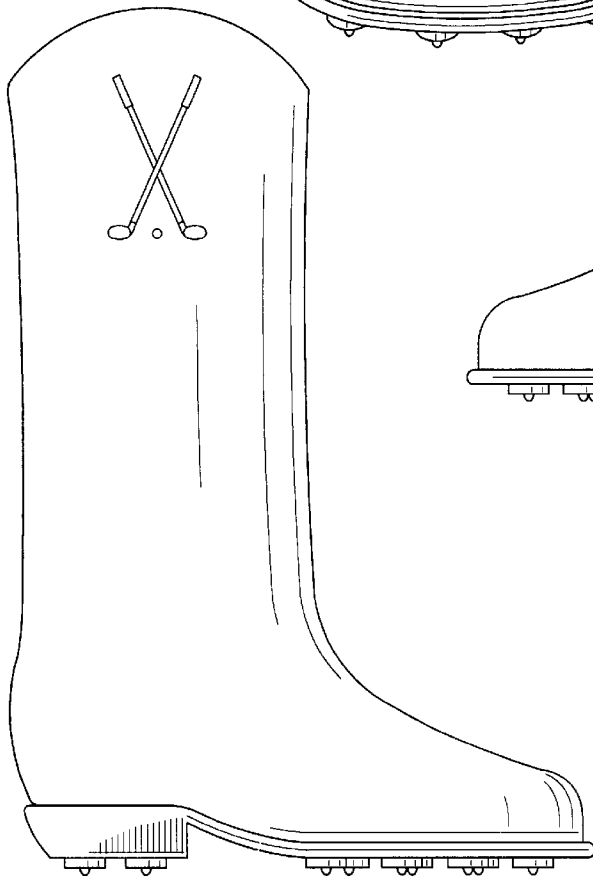


FIG. 2




FIG. 4




FIG. 5

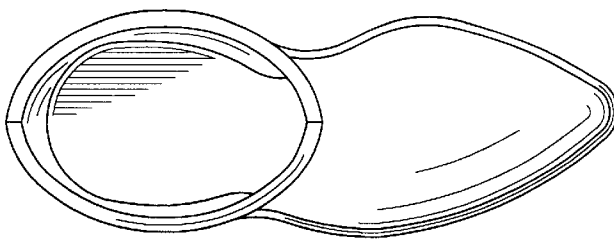


FIG. 6

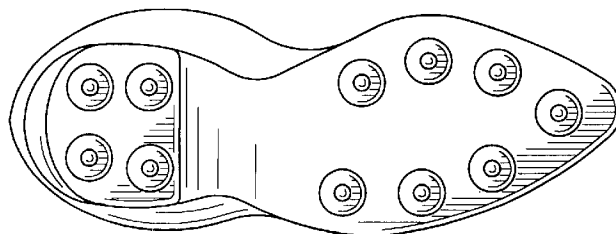


FIG. 7