



US00D846667S

(12) **United States Design Patent**
Yu

(10) **Patent No.:** **US D846,667 S**

(45) **Date of Patent:** **** Apr. 23, 2019**

- (54) **JUMP ROPE HANDLE**
- (71) Applicant: **Yanhong Yu**, Ningbo (CN)
- (72) Inventor: **Yanhong Yu**, Ningbo (CN)
- (**) Term: **15 Years**
- (21) Appl. No.: **29/674,780**
- (22) Filed: **Dec. 26, 2018**
- (51) **LOC (11) Cl.** **21-02**
- (52) **U.S. Cl.**
USPC **D21/694**
- (58) **Field of Classification Search**
USPC D21/672, 756, 662, 757; D22/117;
D7/684; D26/38, 49; D8/14; 482/82
CPC A63B 53/10; A63B 60/10; A63B 60/00;
A63B 60/08; A63B 60/06; A63B 53/14;
A63B 5/20
See application file for complete search history.

D607,591	S *	1/2010	Rivera	D26/49
7,828,703	B1 *	11/2010	Boesch	A63B 21/0602 482/112
8,062,193	B2 *	11/2011	Oesterling	A63B 5/20 482/82
D666,344	S *	8/2012	Lee	D26/49
8,814,753	B2 *	8/2014	Lam	A63B 5/22 482/1
9,381,391	B1 *	7/2016	Welty, II	A63B 5/20
9,492,699	B2 *	11/2016	Carpinelli	A63B 5/20
D777,850	S *	1/2017	Kaye	D21/692
9,757,604	B2 *	9/2017	Carter	A63B 21/1645
D804,591	S *	12/2017	Kuang	D21/672
D821,509	S	6/2018	Ness et al.	
10,071,274	B2 *	9/2018	Nurse	A63B 5/20
D829,835	S	10/2018	Yu	
2003/0148859	A1 *	8/2003	Chun	A63B 5/20 482/82

(Continued)

Primary Examiner — Philip S Hyder
Assistant Examiner — Ryan Harvey
(74) *Attorney, Agent, or Firm* — W&K IP (Wayne & King)

(56) **References Cited**

U.S. PATENT DOCUMENTS

D215,768	S *	10/1969	Horie	D19/184
4,177,985	A *	12/1979	Hlasnicek	A63B 5/20 482/110
4,179,119	A *	12/1979	Wolf	A63B 5/20 482/82
6,001,048	A *	12/1999	Taylor	A63B 5/20 446/242
D418,557	S *	1/2000	Cousins	D21/672
D470,902	S *	2/2003	Davies	D21/662
6,551,222	B1 *	4/2003	Beaver	A63B 5/20 482/82
D477,853	S *	7/2003	Davies	D21/672
6,752,746	B1 *	6/2004	Winkler	A63B 5/20 482/126
7,334,499	B2 *	2/2008	Lai	B62K 21/26 74/551.9
7,462,140	B1 *	12/2008	Lombardozi	A63B 5/20 482/108

(57) **CLAIM**

The ornamental design for a jump rope handle, as shown and described.

DESCRIPTION

FIG. 1 is a perspective view of a jump rope handle showing my new design;
FIG. 2 is a front view thereof;
FIG. 3 is a rear view thereof;
FIG. 4 is a left side view thereof;
FIG. 5 is a right side view thereof;
FIG. 6 is a top plan view thereof; and,
FIG. 7 is a bottom plan view thereof.
The broken lines are for the purposes of illustrating portions of the jump rope handle and form no part of the claimed design.

1 Claim, 7 Drawing Sheets



(56)

References Cited

U.S. PATENT DOCUMENTS

2009/0247373	A1*	10/2009	Borth	A63B 5/20 482/82
2010/0240500	A1*	9/2010	Kim	A63B 5/20 482/82
2013/0165299	A1*	6/2013	Hunt	A63B 5/20 482/82
2014/0080680	A1*	3/2014	Henniger	A63B 5/20 482/82
2014/0121068	A1*	5/2014	Rogers	A63B 5/20 482/82
2015/0224355	A1*	8/2015	Holland	A61F 7/10 482/82
2015/0335931	A1*	11/2015	Jordan	A63B 5/20 482/82

* cited by examiner



Fig.1




Fig.2




Fig.3




Fig.4




Fig.5

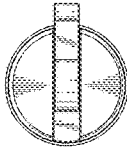


Fig.6

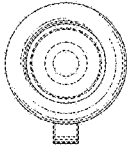


Fig.7