



US00D943309S

(12) **United States Design Patent**
Mi

(10) **Patent No.:** **US D943,309 S**

(45) **Date of Patent:** **** Feb. 15, 2022**

(54) **PILLOW**

(71) Applicant: **SHENZHEN QISHENGXIENENG ELECTRONIC CO., LTD.**, Shenzhen (CN)

(72) Inventor: **Shuangtian Mi**, Chengdu (CN)

(73) Assignee: **Shenzhen Qishengxieneng Electronic Co., Ltd.**, Shenzhen (CN)

(**) Term: **15 Years**

(21) Appl. No.: **29/769,447**

(22) Filed: **Feb. 5, 2021**

(51) **LOC (13) Cl.** **06-09**

(52) **U.S. Cl.**
USPC **D6/601**

(58) **Field of Classification Search**
USPC D6/595, 596, 597, 600, 601, 603, 604, D6/605, 606, 608, 522, 546, 582, 583, D24/183, 185, 234; D21/803, 804, 805, D21/809, 439, 440
CPC A47G 2009/1018; A47G 2009/003; A47G 9/0253; A47G 9/10; A47G 9/1027; A47G 9/1036; A47G 9/1054; A47G 9/1063; A47G 9/1072; A47G 9/1081; A47G 9/109; A45F 4/06; A47C 21/06; A47C 7/18; A47C 20/00; A47C 17/80; A47C 17/82; A47C 17/64; A47C 27/00; A47C 27/14; A47C 23/00

See application file for complete search history.

(56) **References Cited**

U.S. PATENT DOCUMENTS

D321,562 S *	11/1991	Ljungvall	D24/183
D349,541 S *	8/1994	Bertolucci	D21/686
D613,987 S *	4/2010	Heeter	D6/601
D805,324 S *	12/2017	Stokes	D6/601
D871,108 S *	12/2019	Yang	
D873,051 S *	1/2020	Chen	D6/601

D907,942 S *	1/2021	You	D6/601
D917,929 S *	5/2021	Yang	D6/601
D929,772 S *	9/2021	Peng	D6/601
D931,465 S *	9/2021	Li	D24/183

FOREIGN PATENT DOCUMENTS

CN	304819789	*	9/2018	
CN	306575272	*	6/2021	
CN	306592544	*	6/2021	
CN	306684578	*	7/2021	
CN	306852085	*	9/2021	
JP	D1691878	*	8/2021	
JP	D1695418	*	9/2021	

(Continued)

OTHER PUBLICATIONS

Google search: "cervical pillow" [site visited Oct. 9, 2021]: https://www.google.com/search?q=cervical+pillow&sxsrf=AOaemvIH69wOrXQh-D8LB0WAgeyTKGdLXQ:1633830751074&source=Inms&tbm=isch&sa=X&ved=2ahUKEwispqns3b7zAhWlknIEHdaoB8UQ_AUoAnoECAEQBA&biw=1200&bih=1777&dpr=1 (Year: 2021).*

(Continued)

Primary Examiner — Sanjeev Paul
(74) *Attorney, Agent, or Firm* — Andrew C. Cheng

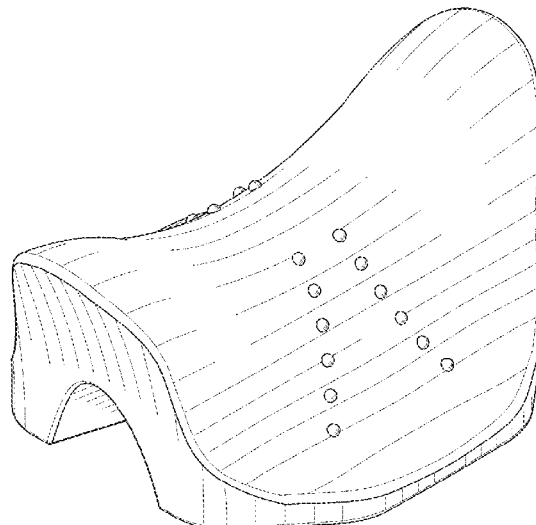
(57) **CLAIM**

The ornamental design for a pillow, as shown and described.

DESCRIPTION

FIG. 1 is a perspective view of a pillow showing the new design;
FIG. 2 is a front view thereof;
FIG. 3 is a rear view thereof;
FIG. 4 is a left-side view thereof;
FIG. 5 is a right-side view thereof;
FIG. 6 is a top view thereof; and,
FIG. 7 is a bottom view thereof.

1 Claim, 5 Drawing Sheets



(56)

References Cited

FOREIGN PATENT DOCUMENTS

JP	D1695876	*	9/2021	
JP	D1695877	*	9/2021	
KR	301012404.0000	*	6/2019	
WO	WO-2021012438 A1	*	1/2021 A47G 9/10

OTHER PUBLICATIONS

Amazon search: "cervical pillow" [site visited Oct. 9, 2021]:https://www.amazon.com/s?k=cervical+pillow&crd=3H47OCMRYRN3K&qid=1633830890&sprefix=cervical+%2Caps%2C176&ref=sr_pg_1 (Year: 2021).*

* cited by examiner

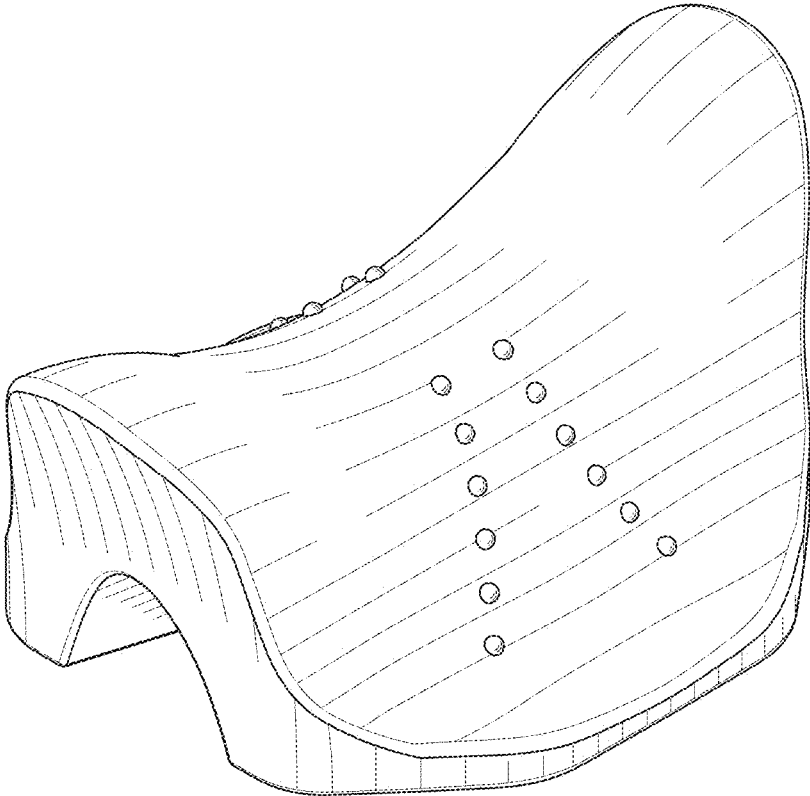


FIG. 1

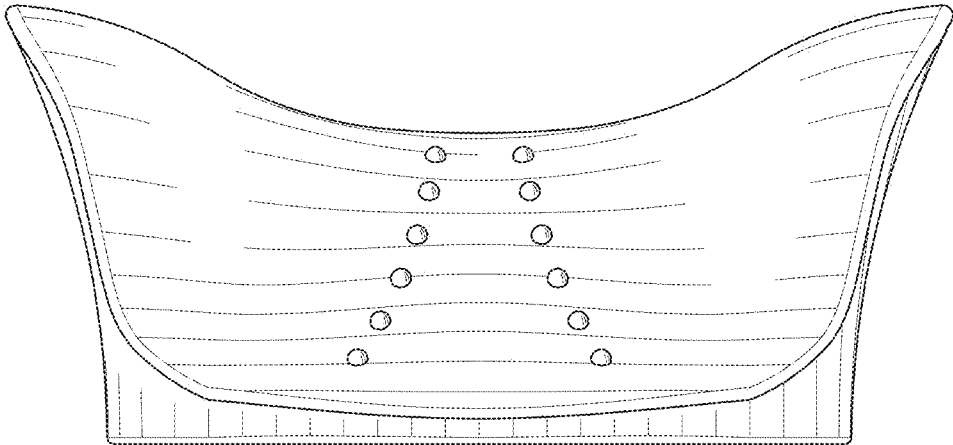


FIG. 2

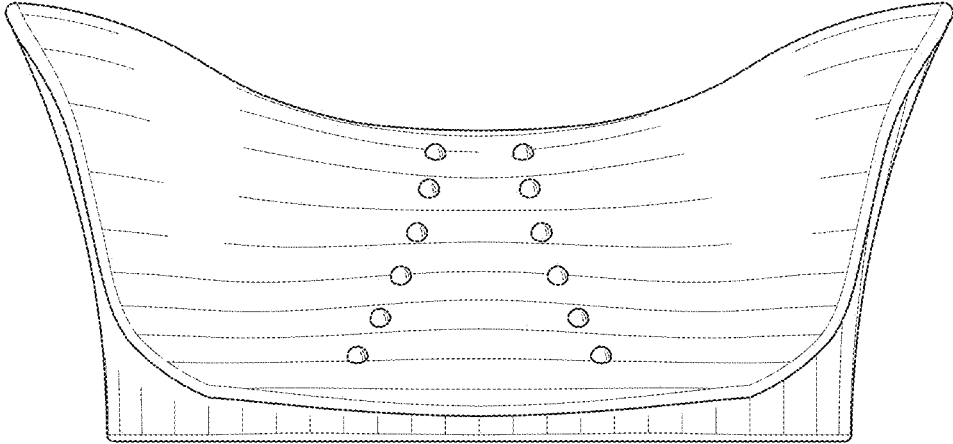


FIG. 3

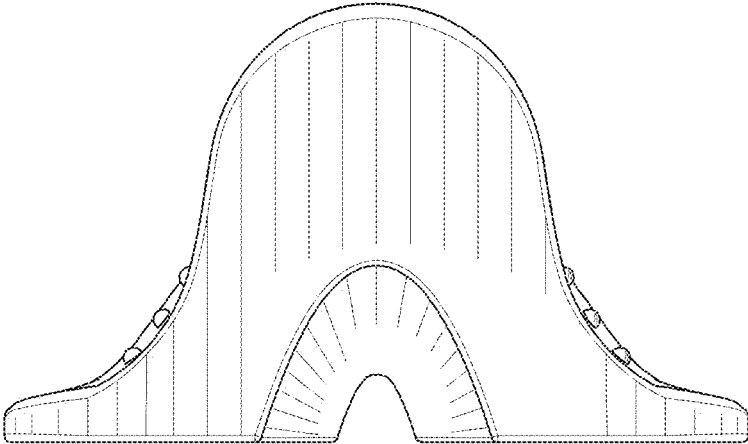


FIG. 4

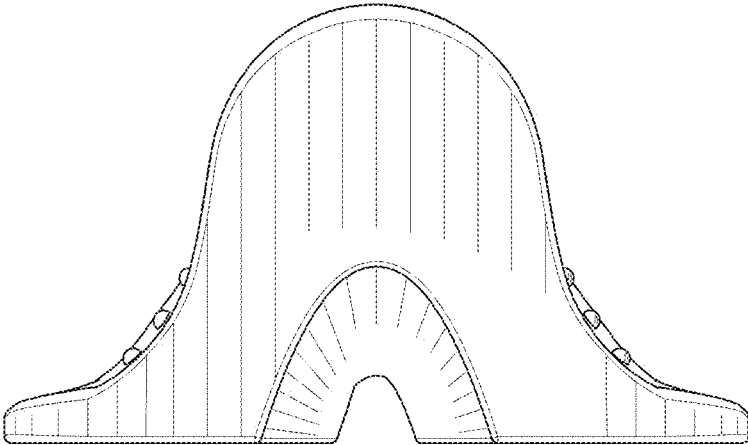


FIG. 5

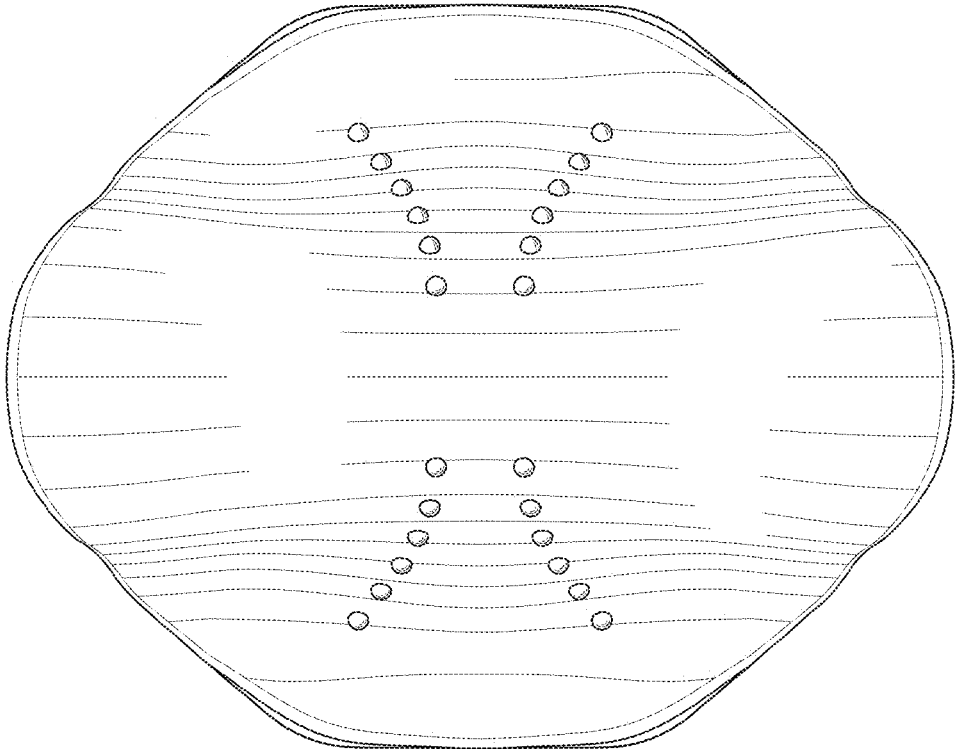


FIG. 6

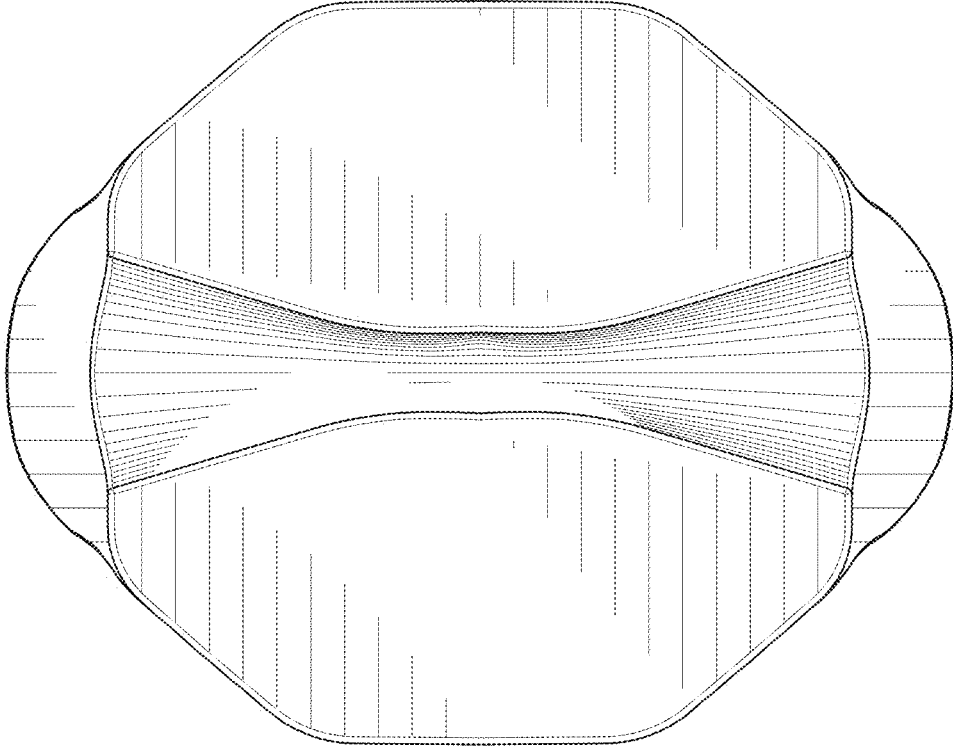


FIG. 7