



US00D860307S

(12) **United States Design Patent**
Wang et al.

(10) **Patent No.:** **US D860,307 S**
(45) **Date of Patent:** **** Sep. 17, 2019**

- (54) **TERMINAL**
- (71) Applicant: **Quanta Computer Inc.**, Taoyuan (TW)
- (72) Inventors: **Hung-Tse Wang**, Taoyuan (TW);
Chang-Ta Miao, Taoyuan (TW);
Gwo-Chyuan Chen, Taoyuan (TW);
Chih-Kang Ting, Taoyuan (TW)
- (73) Assignee: **QUANTA COMPUTER INC.**,
Guishan Dist., Taoyuan (TW)
- (**) Term: **15 Years**

D622,692 S *	8/2010	McWilliam	D14/138 G
D624,115 S *	9/2010	Ausems	G07F 7/0886 D18/4.6
D626,550 S *	11/2010	Julien	D14/341
D638,012 S *	5/2011	Tian	D18/4.6
D643,034 S *	8/2011	Tasselli	D14/347
D659,565 S *	5/2012	Bowman	D10/65
D665,371 S *	8/2012	Finney	D14/138 G
D670,255 S *	11/2012	Clark	D13/168
D672,386 S *	12/2012	Matunuma	D18/4.6
D681,036 S *	4/2013	Taunay da Graca Couto	D14/385
D684,574 S *	6/2013	Taunay da Graca Couto	D14/385

(Continued)

(21) Appl. No.: **29/636,376**

(22) Filed: **Feb. 8, 2018**

(30) **Foreign Application Priority Data**

Jan. 15, 2018 (TW) 107300262

(51) **LOC (12) Cl.** **18-01**

(52) **U.S. Cl.**
USPC **D18/4.6; D14/385**

(58) **Field of Classification Search**
USPC ... D18/4.4, 4.5, 4.6, 2, 11, 4, 19–21, 50, 54,
D18/99; D14/338, 339, 341, 383, 385,
D14/386, 388, 426, 453–455, 496, 137,
D14/138 R, 138 G, 154, 168, 218, 248,
D14/299, 900, 901, 902; D10/46, 61, 62,
D10/70, 104.1, 104.2, 106.2, 106.6, 65,
D10/66; D20/1; D13/168
CPC H04W 8/22; H04W 52/0225; H04W
52/0254; G07F 7/088; G07F 7/0873;
G07F 7/0886; G07F 7/0893; G07F
7/1025; G07F 7/1041; G07G 1/0009;
G07G 1/0018; G06F 1/1626
See application file for complete search history.

(56) **References Cited**

U.S. PATENT DOCUMENTS

D273,788 S *	5/1984	Ault	D14/455
D469,761 S *	2/2003	Nussberger	D14/385

OTHER PUBLICATIONS

Mobile. (Design—© Questel) orbit.com.[online PDF] 7 pgs. Print Date May. 26, 2014. [Retrieved on Jan. 4, 2019] <https://sobjprd.questel.fr/export/QPTUJ214/pdf2/0b5cde6d-49b6-47f9-81f0-1a5905eb963f-184917.pdf>.*

Primary Examiner — Marie D. Fast Horse
(74) *Attorney, Agent, or Firm* — McClure, Qualey & Rodack, LLP

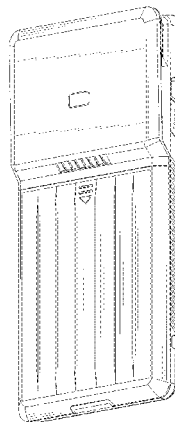
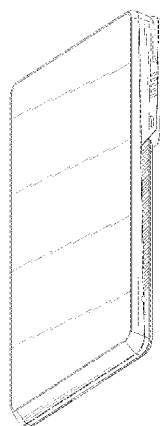
(57) **CLAIM**

The ornamental design for a terminal, as shown and described.

DESCRIPTION

FIG. 1 is a front perspective view of a terminal, in accordance with our new and ornamental design;
FIG. 2 is a front view thereof;
FIG. 3 is a rear view thereof;
FIG. 4 is a left side view thereof;
FIG. 5 is a right side view thereof;
FIG. 6 is a top plan view thereof;
FIG. 7 is a bottom plan view thereof; and,
FIG. 8 is a rear perspective view thereof.
The broken lines in the drawings depict portions of the terminal that form no part of the claimed design.

1 Claim, 6 Drawing Sheets



(56)

References Cited

U.S. PATENT DOCUMENTS

D703,670 S * 4/2014 Rotsaert D14/385
D705,346 S * 5/2014 Blacken D18/14
D706,337 S * 6/2014 Blacken D18/14
D707,676 S * 6/2014 Azuma D14/385
D707,677 S * 6/2014 Azuma D14/385
D724,582 S * 3/2015 Kim D14/341
D725,109 S * 3/2015 Azuma D14/385
D727,902 S * 4/2015 Saulnier, III D14/385
D752,460 S * 3/2016 Gnauck D10/78
D754,650 S * 4/2016 Curtis D14/250
9,323,961 B2 * 4/2016 Azuma G06F 1/1626
D759,748 S * 6/2016 Beatty D18/14
D762,766 S * 8/2016 Bedier D18/4.4
D764,458 S * 8/2016 Jobetto D14/341
D771,033 S * 11/2016 Jobetto D14/341
D771,181 S * 11/2016 Jung D18/50
D788,106 S * 5/2017 Lin D14/356
D790,536 S * 6/2017 Kitade D14/341
9,721,439 B2 * 8/2017 Tanaka G07G 1/0018
D798,378 S * 9/2017 Kim D18/4.6
D806,158 S * 12/2017 Yaginuma D18/4.6
D813,228 S * 3/2018 Wall D14/341
D841,648 S * 2/2019 Rotsaert D14/385
D844,047 S * 3/2019 Yeruva D18/4.6
D844,607 S * 4/2019 Fredette D18/4.6
2014/0347000 A1 * 11/2014 Hamann G06F 1/1626
320/103
2015/0278557 A1 * 10/2015 Yasutomi G07F 7/088
361/679.3
2016/0335037 A1 * 11/2016 Baranowski G07G 1/0018
2017/0061746 A1 * 3/2017 Tanaka G07G 1/0018
2018/0068300 A1 * 3/2018 Saeed G07G 1/0018
2018/0150838 A1 * 5/2018 Ausems G07F 7/0886

* cited by examiner

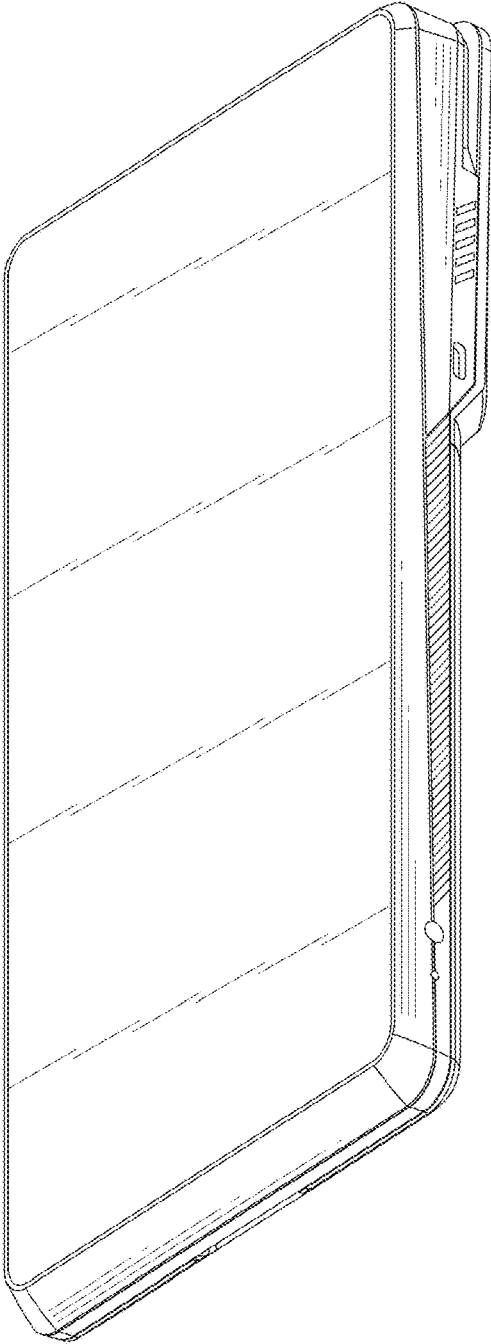


FIG. 1




FIG. 2

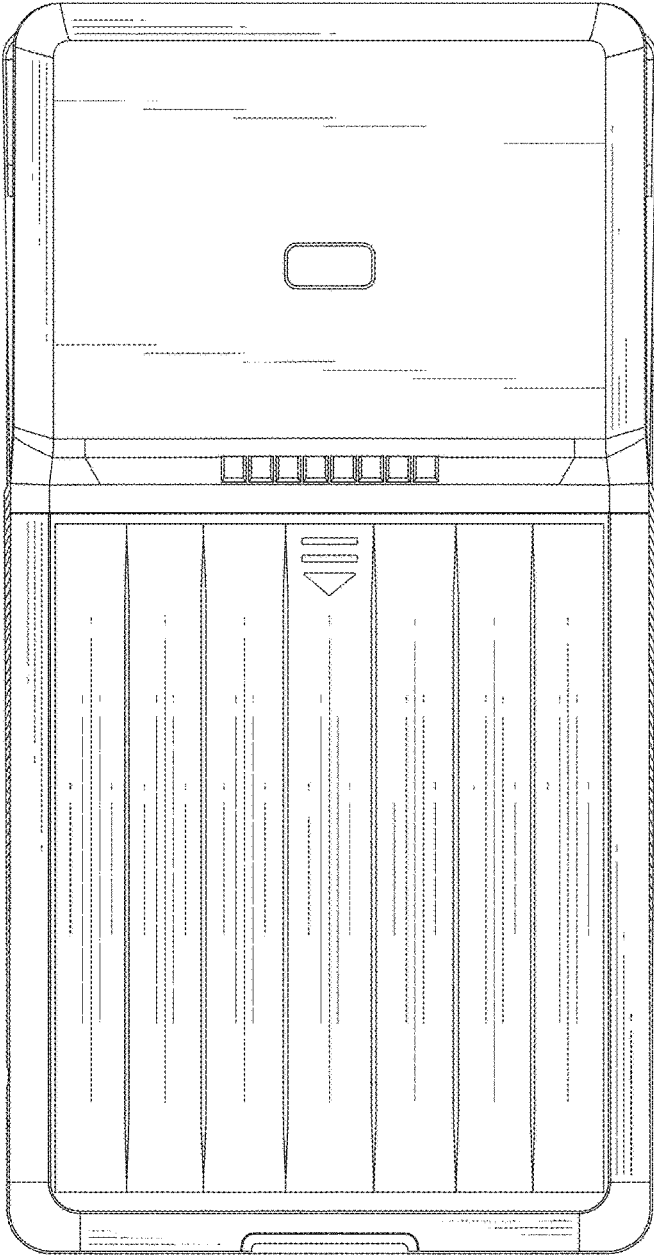


FIG. 3

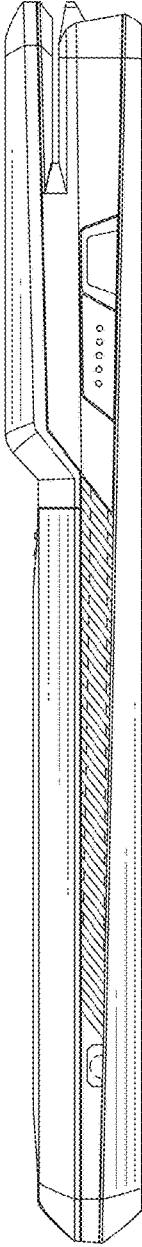


FIG. 4

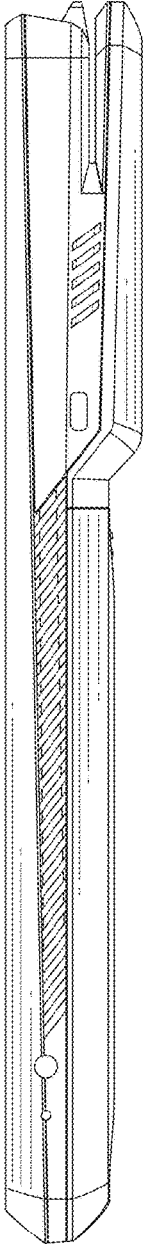


FIG. 5




FIG. 6

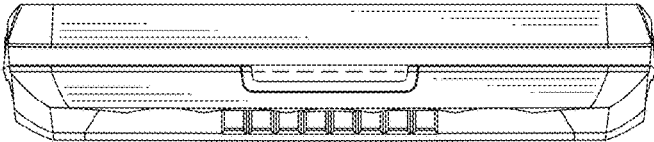


FIG. 7




FIG. 8