



US00D993156S

(12) **United States Design Patent** (10) **Patent No.:** **US D993,156 S**
Fox et al. (45) **Date of Patent:** **** Jul. 25, 2023**

(54) **TIRE**
(71) Applicant: **The Goodyear Tire & Rubber Company**, Akron, OH (US)
(72) Inventors: **Shaun Patrick Fox**, Medina, OH (US); **Paul Bryan Maxwell**, Kent, OH (US)
(73) Assignee: **The Goodyear Tire & Rubber Company**, Akron, OH (US)
(**) Term: **15 Years**
(21) Appl. No.: **29/786,470**

Primary Examiner — John A Voytek
(74) *Attorney, Agent, or Firm* — June E. Rickey; Robert N. Lipsik

(57) **CLAIM**

The ornamental Design for a tire, as shown and described.

DESCRIPTION

(22) Filed: **Jun. 1, 2021**
(51) **LOC (14) Cl.** **12-15**
(52) **U.S. Cl.**
USPC **D12/579**
(58) **Field of Classification Search**
USPC D12/568–605, 900, 901
CPC Y10T 152/10027; B60C 1/0016; B60C 11/0306; B60C 11/0302; B60C 3/06; B60C 9/17
See application file for complete search history.

FIG. 1 is a perspective view of a tire showing our new design, it being understood that the pattern repeats uniformly throughout the circumference of the tread; FIG. 2 is a front elevational view thereof; FIG. 3 is a right side elevational view thereof; the left side elevational view being identical thereto; FIG. 4 is an enlarged fragmentary front elevational view thereof taken along line 4-4 of FIG. 2; FIG. 5 is a perspective view of a second embodiment of a tire showing my new design, it being understood that the interior of the tire forms no part of the claim, that the pattern repeats uniformly throughout the circumference of the tread and that the opposite side view is identical thereto; and, FIG. 6 is a front elevational view of a second embodiment, it being understood that an enlarged fragmentary view thereof would be substantially identical to that shown in FIG. 4, with the exception of the inclusion of the sidewall in the claim.

(56) **References Cited**

U.S. PATENT DOCUMENTS

D325,013 S	3/1992	Vaughn-Lindner et al.	D12/147
D365,791 S	1/1996	Brown et al.	D12/146
5,658,404 A *	8/1997	Brown	B60C 11/0309
				152/209.15
D414,727 S	10/1999	Brown et al.	D12/146
D429,479 S	8/2000	Fierro et al.	D12/147
D444,426 S	7/2001	Marazzi et al.	D12/146
6,530,405 B1 *	3/2003	Brown	B60C 11/11
				152/902
D504,657 S	5/2005	Allen et al.	D12/579
D516,012 S	2/2006	Miller et al.	D12/579
D516,999 S *	3/2006	Miller	D12/579

(Continued)

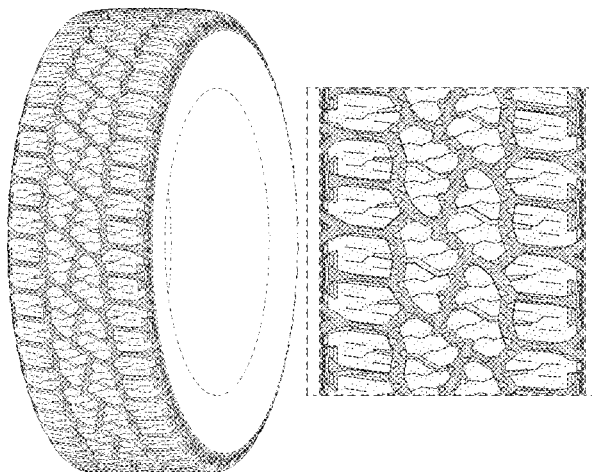
OTHER PUBLICATIONS

U.S. Appl. No. 29/715,382, filed Dec. 2, 2019, Fox, Goodyear.

(Continued)

In the drawings, the broken lines immediately adjacent to the outer edges of the tire shoulder represent boundaries of the claim, and the broken lines depict environmental subject matter only and form no part of the claimed design. The dashed broken lines indicating an enlargement portion of the design form no part of the claimed design.

1 Claim, 6 Drawing Sheets



(56)

References Cited

U.S. PATENT DOCUMENTS

D517,000 S * 3/2006 Allen D12/579
 D520,939 S * 5/2006 Allen D12/900
 D548,172 S 8/2007 Dixon et al. D12/579
 D548,173 S 8/2007 Herbeuval et al. D12/579
 D558,664 S 1/2008 Herbeuval et al. D12/579
 D567,750 S * 4/2008 Dixon D12/579
 D578,956 S 10/2008 Dixon et al. D12/579
 D578,957 S 10/2008 Bonko et al. D12/579
 D591,225 S 4/2009 Ashton et al. D12/600
 D604,227 S 11/2009 Bonko et al. D12/579
 D642,512 S 8/2011 Jacobs D12/600
 D656,086 S 3/2012 Herbeuval et al. D12/579
 D662,464 S 6/2012 Dixon et al. D12/602
 D667,362 S * 9/2012 Hughes D12/900
 D682,190 S 5/2013 Uphouse et al. D12/600
 D713,328 S 9/2014 Umstot et al. D12/579
 D713,329 S 9/2014 Dixon et al. D12/579
 D728,457 S 5/2015 Reim et al. D12/579
 D730,272 S * 5/2015 Fleckner D12/900
 D748,047 S 1/2016 Schuessler D12/594
 D763,781 S 8/2016 Ashton et al. D12/579
 D763,782 S 8/2016 Dixon et al. D12/579
 D766,166 S 9/2016 Uphouse D12/579

D770,372 S 11/2016 Umstot D12/604
 D802,523 S 11/2017 Uphouse D12/579
 D810,669 S 2/2018 Johnson D12/579
 D820,773 S * 6/2018 Maxwell D12/544
 D843,927 S 3/2019 Canankamp et al. D12/600
 D844,549 S 4/2019 Zimmerman et al. D12/600
 D845,224 S 4/2019 Kochanek D12/600
 D845,887 S 4/2019 Shondel D12/579
 D855,556 S 8/2019 Shondel D12/579
 D859,299 S * 9/2019 Shondel D12/602
 D879,021 S 3/2020 Bonifas D12/579
 D882,496 S 4/2020 Davis et al. D12/579
 D882,497 S 4/2020 Digman et al. D12/579
 D886,712 S 6/2020 Davis et al. D12/579
 D895,536 S 9/2020 Digman et al. D12/579
 D911,262 S 2/2021 Davis et al. D12/588
 D956,661 S * 7/2022 Fox D12/512
 D961,494 S * 8/2022 Umstot D12/512

OTHER PUBLICATIONS

U.S. Appl. No. 29/761,938, filed Dec. 14, 2020, Leifheit, Goodyear.
 U.S. Appl. No. 29/766,413, filed Jan. 15, 2021, Basl, Goodyear.
 U.S. Appl. No. 29/774,114, filed Mar. 15, 2021, Basl, Goodyear.

* cited by examiner

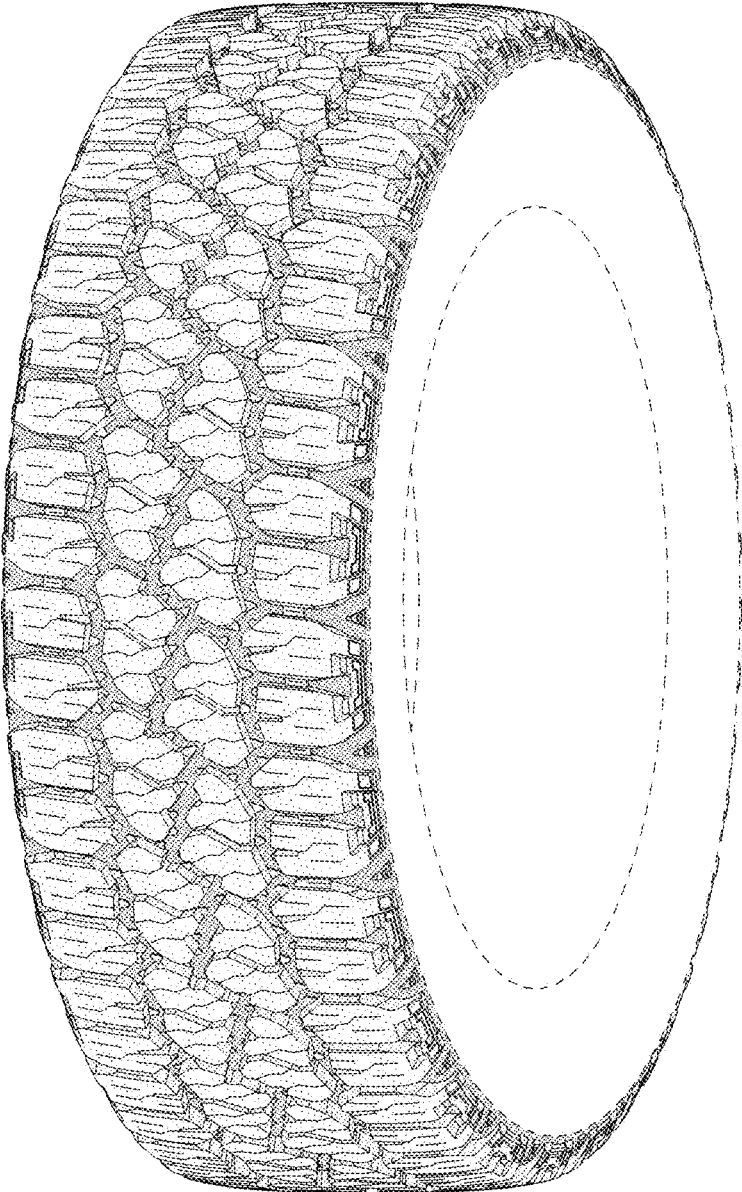


FIG - 1

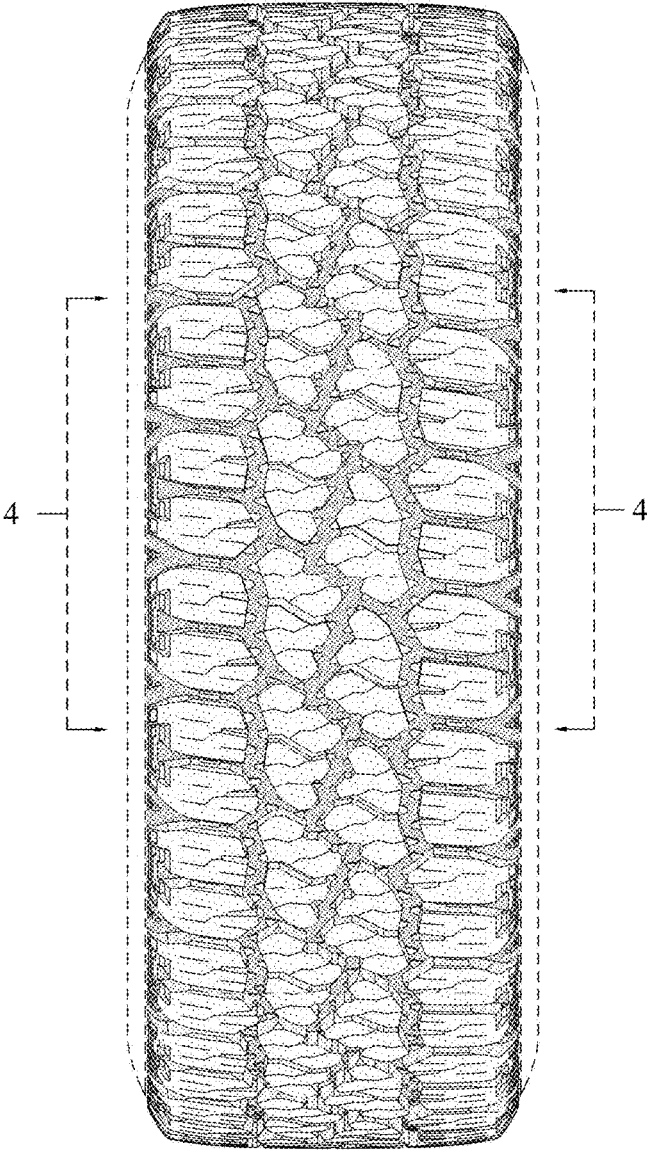


FIG - 2




FIG - 3

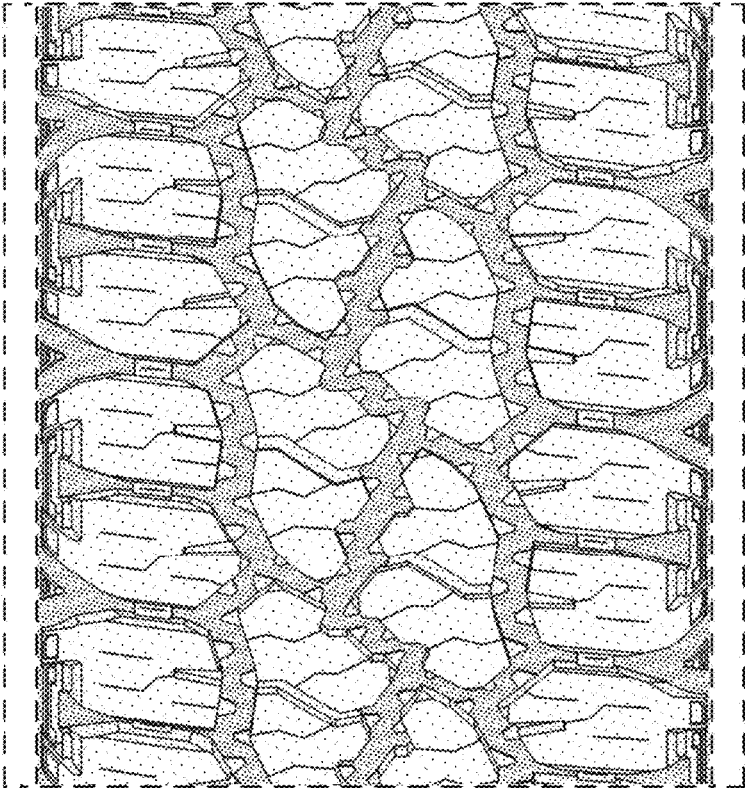


FIG - 4

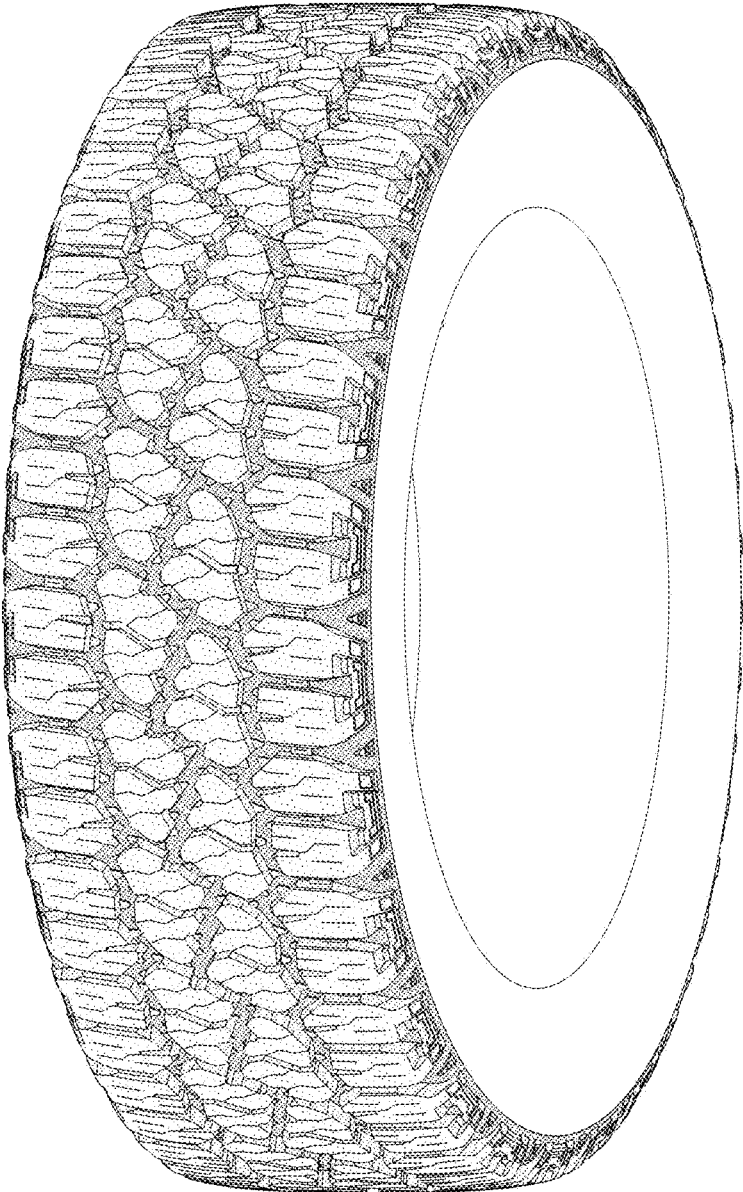


FIG - 5

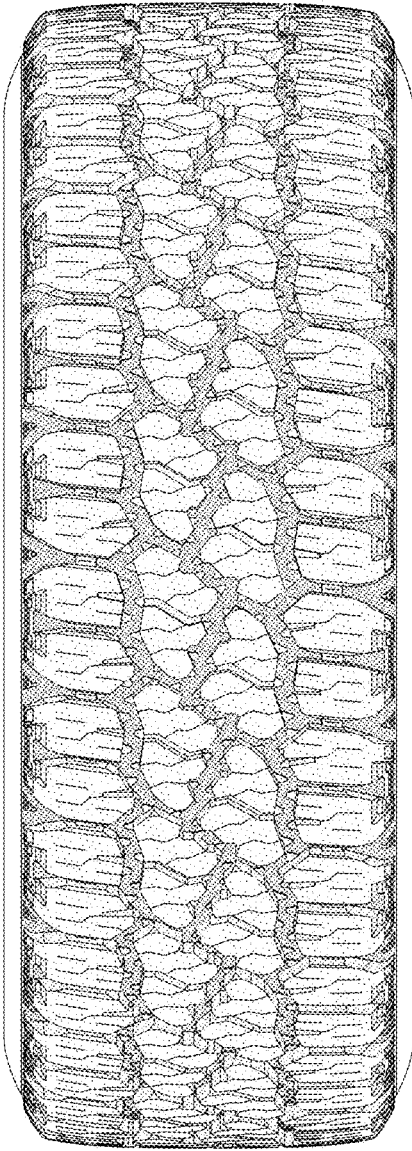


FIG - 6