



US00D901696S

(12) **United States Design Patent** (10) **Patent No.:** **US D901,696 S**  
**Lei et al.** (45) **Date of Patent:** **\*\* Nov. 10, 2020**

(54) **SALIVA TEST DEVICE**  
(71) Applicants: **Healgen Scientific Limited**, Houston, TX (US); **Zhejiang Orient Gene Biotech Co., LTD**, Anji Zhejiang (CN)  
(72) Inventors: **Siyu Lei**, Anji Zhejiang (CN); **Jianqiu Fang**, Houston, TX (US); **Lili Shen**, Anji Zhejiang (CN)  
(73) Assignees: **HEALGEN SCIENTIFIC LIMITED**, Houston, TX (US); **ZHEJIANG ORIENT GENE BIOTECH CO., LTD.**, Anji Zhejiang (CN)

D677,379 S \* 3/2013 Orsing ..... D24/108  
D688,795 S \* 8/2013 Matsuura ..... D24/121  
D726,308 S \* 4/2015 Shubin, Sr. .... D24/121  
D743,571 S \* 11/2015 Jackson ..... D24/216  
D751,694 S \* 3/2016 Shubin, Sr. .... D24/121  
D767,757 S \* 9/2016 Hole ..... D24/121  
D790,726 S \* 6/2017 Plante ..... D24/121  
D831,196 S \* 10/2018 Fang ..... D24/121  
D864,774 S \* 10/2019 Lei ..... D10/81  
2009/0155124 A1\* 6/2009 Wan ..... B01L 3/502  
422/68.1  
2017/0151557 A1\* 6/2017 Lei ..... A61B 10/0096

(\*\*) Term: **15 Years**

\* cited by examiner

Primary Examiner — Anhdao Doan

(21) Appl. No.: **29/677,735**

(74) Attorney, Agent, or Firm — Thomas|Horstemeyer LLP

(22) Filed: **Jan. 23, 2019**

(30) **Foreign Application Priority Data**

Sep. 28, 2018 (CN) ..... 2018 3 0546958

(51) **LOC (12) Cl.** ..... **24-02**

(52) **U.S. Cl.**  
USPC ..... **D24/186; D24/121**

(58) **Field of Classification Search**  
USPC ..... D24/107, 121, 122, 129, 186, 216, 223, D24/224, 231; D10/96, 102, 81  
CPC ..... A61B 10/007; A61B 5/205; A61B 5/207; A61B 5/208; A61B 10/0051; A61B 10/0096; C12Q 1/6883; C12Q 1/6806  
See application file for complete search history.

(56) **References Cited**

**U.S. PATENT DOCUMENTS**

D507,351 S \* 7/2005 Birnboim ..... D24/216  
D520,643 S \* 5/2006 Clarke ..... D24/216

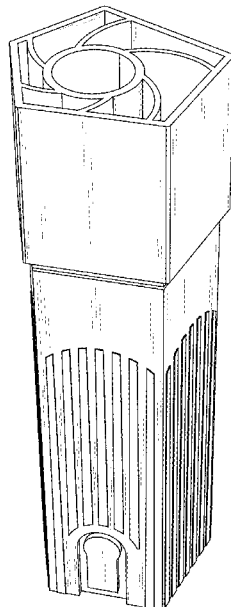
(57) **CLAIM**

The ornamental design for a saliva test device, as shown and described.

**DESCRIPTION**

FIG. 1 is a front view of a saliva test device according to the present design;  
FIG. 2 is a back view of the saliva test device of FIG. 1;  
FIG. 3 is a top view of the saliva test device of FIG. 1;  
FIG. 4 is a bottom view of the saliva test device of FIG. 1;  
FIG. 5 is a right view of the saliva test device of FIG. 1;  
FIG. 6 is a left view of the saliva test device of FIG. 1; and  
FIG. 7 is a perspective view of the saliva test device of FIG. 1.

**1 Claim, 7 Drawing Sheets**



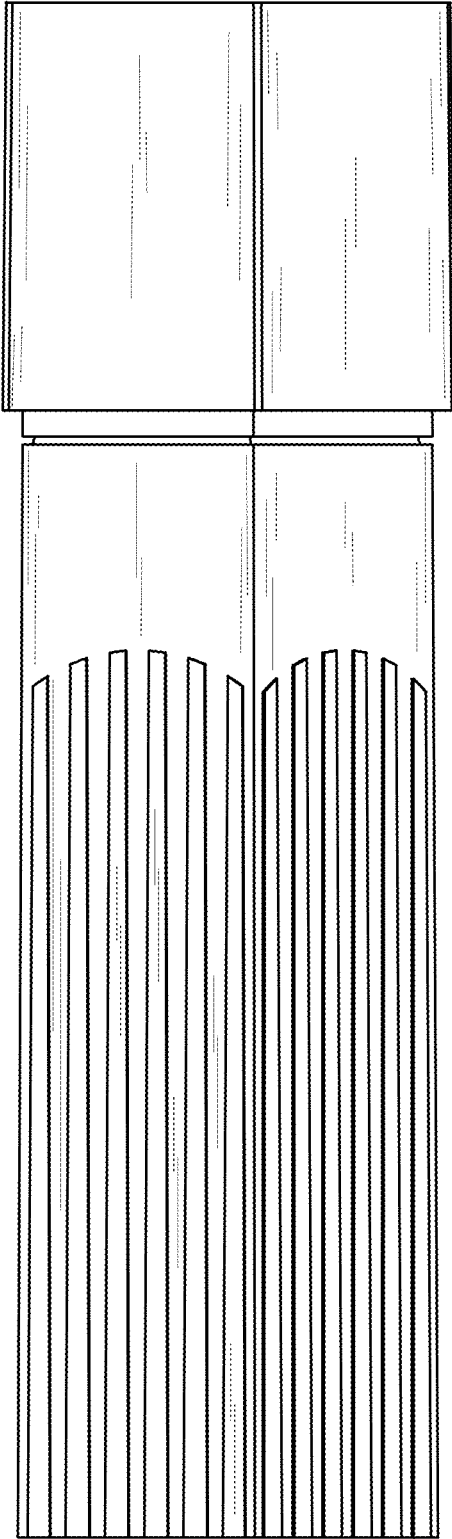


Figure 1




Figure 2

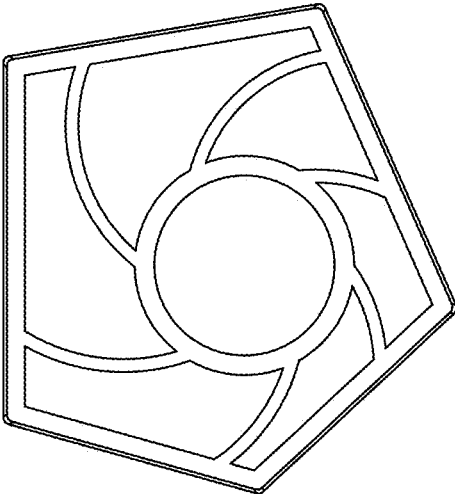


FIG. 3

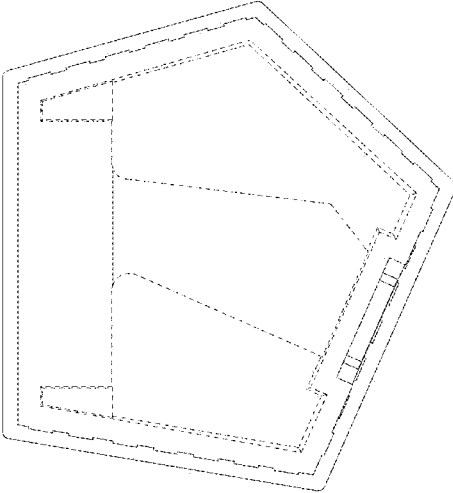


FIG. 4

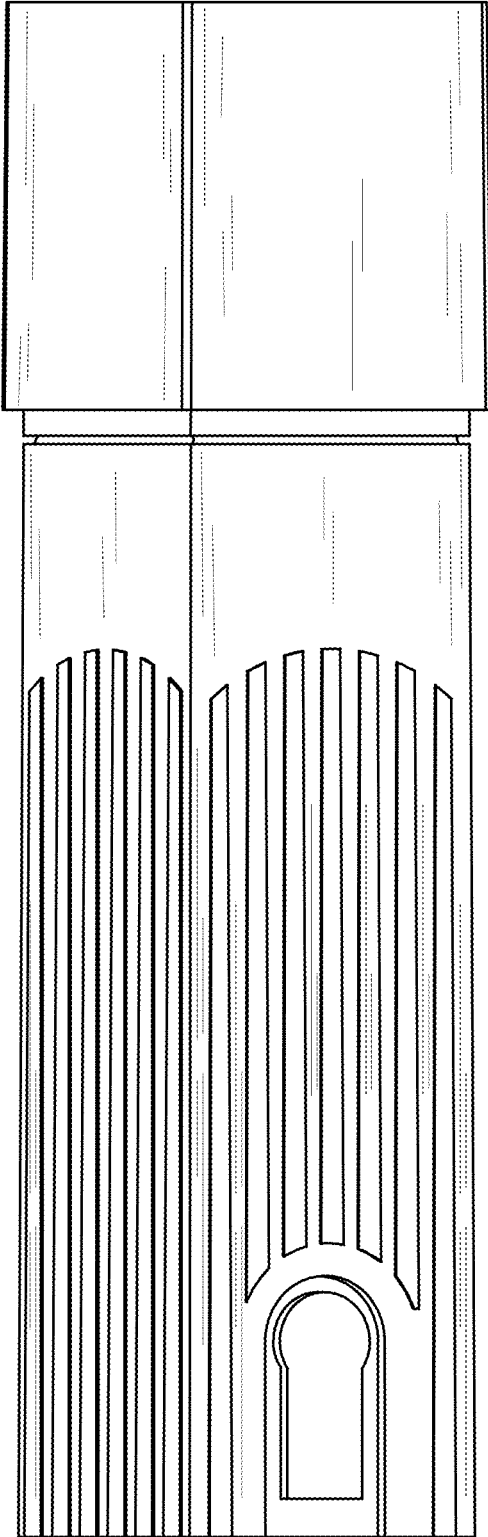


Figure 5

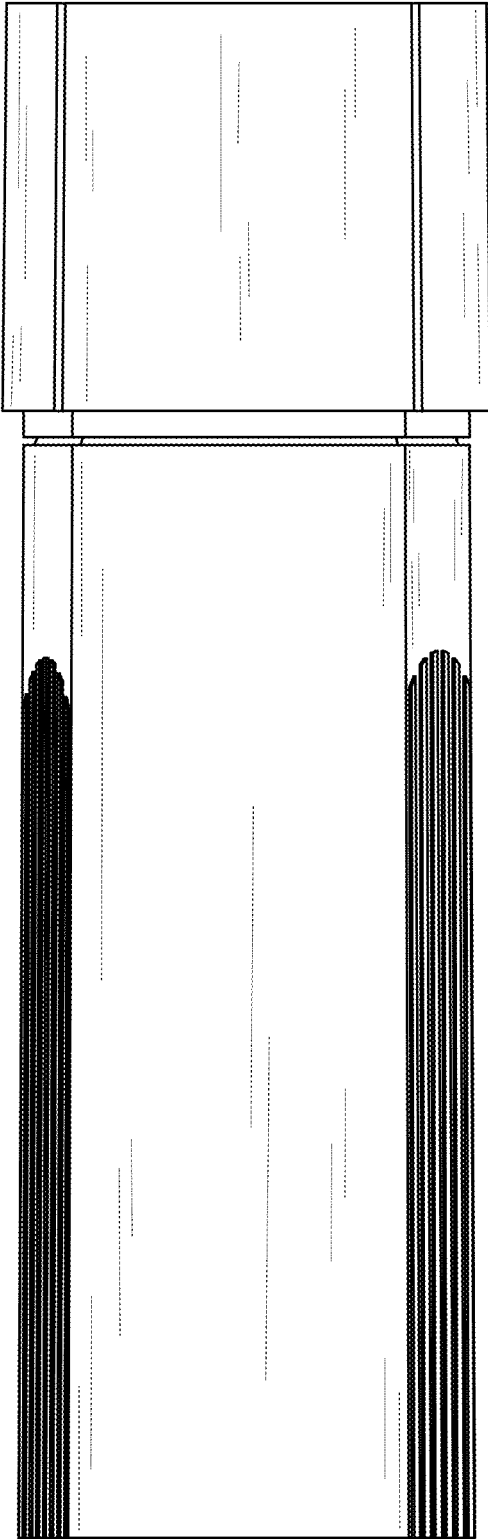


Figure 6

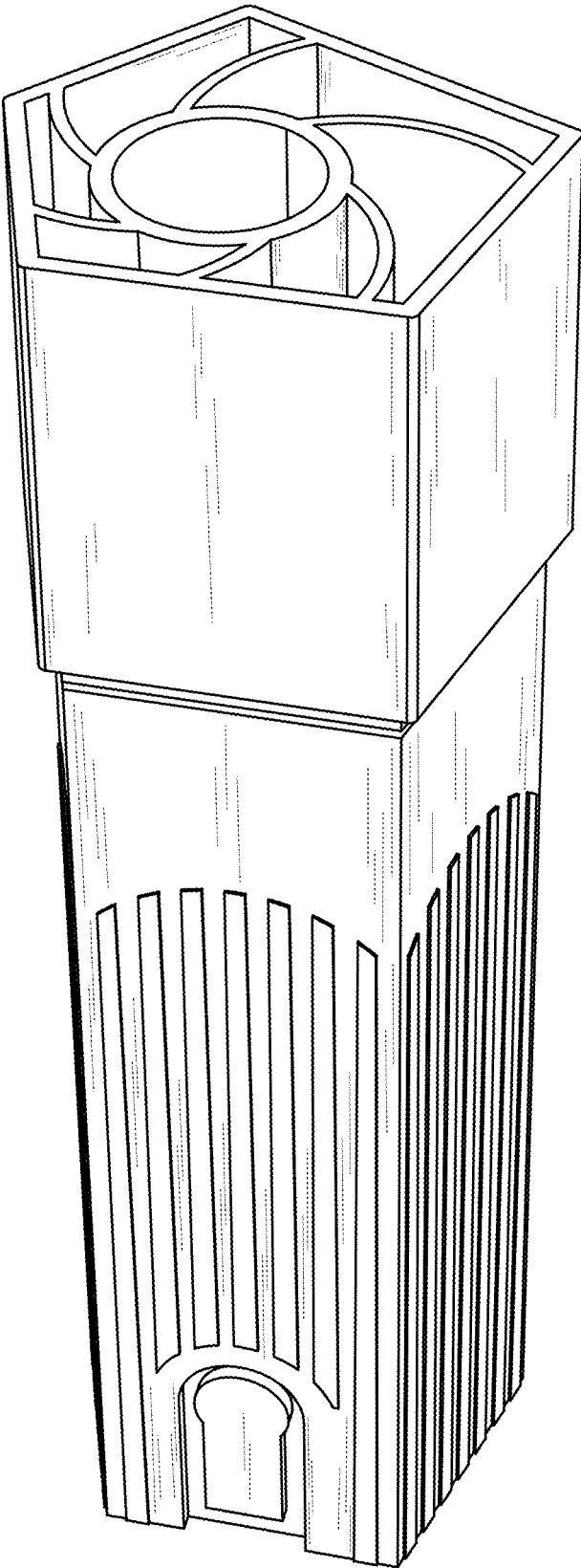


Figure 7