



US00D930762S

(12) **United States Design Patent** (10) **Patent No.:** **US D930,762 S**
Tanner et al. (45) **Date of Patent:** **** *Sep. 14, 2021**

(54) **WEIGHTLIFTING BELT**
(71) Applicants: **Caitlyn Tanner**, Albuquerque, NM
(US); **Ethan Tanner**, Albuquerque, NM
(US)
(72) Inventors: **Caitlyn Tanner**, Albuquerque, NM
(US); **Ethan Tanner**, Albuquerque, NM
(US)

D435,611 S * 12/2000 Hines D2/627
D501,288 S * 2/2005 Taylor D2/627
D550,847 S * 9/2007 Kixmiller D24/190
D638,948 S * 5/2011 Janzon D24/190
D649,648 S * 11/2011 Cavalieri A61F 5/028
D24/190
D657,063 S * 4/2012 Chiang D24/190
D677,005 S * 2/2013 Deurwarder D29/100
9,437,175 B2 * 9/2016 Sumner A45F 3/10
D789,547 S * 6/2017 Matfus D24/190
D879,309 S * 3/2020 Reinke D24/190

(73) Assignee: **RX COMPLIANCE, LLC**,
Albuquerque, NM (US)

OTHER PUBLICATIONS

(*) Notice: This patent is subject to a terminal disclaimer.

“FireTeam Fit Weight Lifting Belt” Aug. 3, 2015, Amazon.com, site visited Jun. 10, 2020: <https://www.amazon.com.au/dp/B07LC6KNFL/> (Year: 2015).*

(**) Term: **15 Years**

* cited by examiner

(21) Appl. No.: **29/693,462**

Primary Examiner — Michael C Stout

(22) Filed: **Jun. 3, 2019**

Assistant Examiner — Melvin L Davis

(51) **LOC (13) Cl.** **21-01**

(74) *Attorney, Agent, or Firm* — Kramer Law Firm, P.C.;
Kameron W. Kramer

(52) **U.S. Cl.**
USPC **D21/662**; D24/190

(57) **CLAIM**

(58) **Field of Classification Search**
USPC D2/502, 627, 900; D3/221, 224, 226,
D3/327; D21/398, 408, 662, 684, 692;
D24/190, 206; D29/100, 101.5, 124
CPC A63B 21/0552
See application file for complete search history.

The ornamental design for a weightlifting belt, as shown and described.

DESCRIPTION

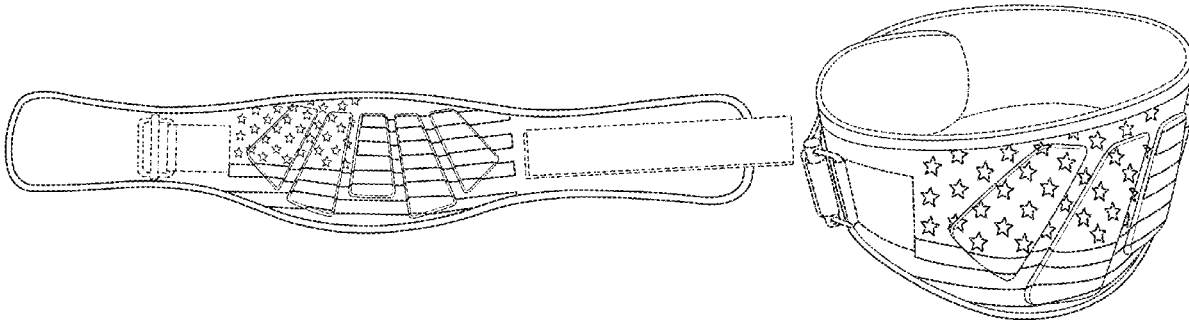
(56) **References Cited**

U.S. PATENT DOCUMENTS

D289,785 S * 5/1987 Lindsey D2/627
D352,114 S * 11/1994 Nicholson D24/190
D366,555 S * 1/1996 Daniels D24/190
D375,823 S * 11/1996 Bleiweis D2/627

FIG. 1 is a front elevation view of a weightlifting belt showing our new design; and, FIG. 2 is a perspective view thereof in the closed position. The broken lines of FIGS. 1-2 illustrate portions of a weightlifting belt that form no part of the claimed design. The rear side of the weightlifting belt forms no part of the claimed design and is therefore not shown.

1 Claim, 2 Drawing Sheets



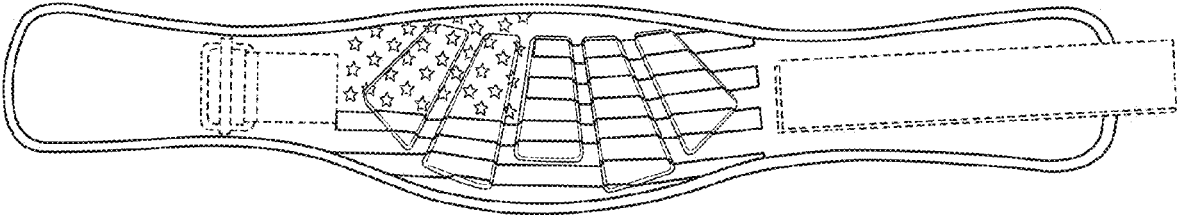


FIG. 1

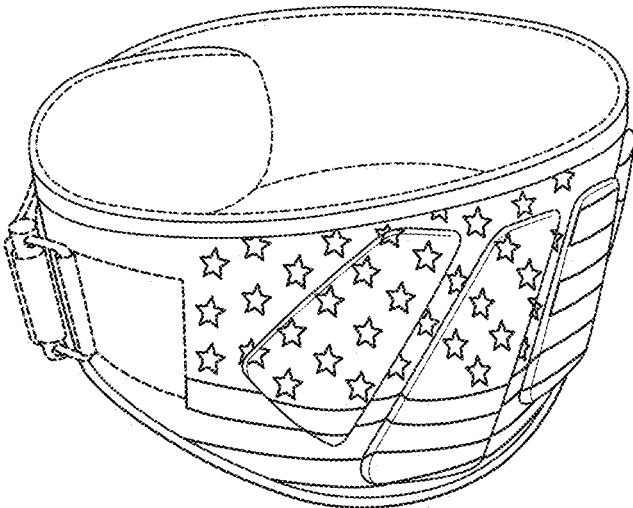


FIG. 2