



US00D466543S

(12) **United States Design Patent** (10) **Patent No.:** **US D466,543 S**
Beames (45) **Date of Patent:** **** Dec. 3, 2002**

- (54) **SUNGLASSES**
- (76) **Inventor:** **Bevan Beames**, 5 South Terrace, Blyth, South Australia (AU), 5462
- (**) **Term:** **14 Years**
- (21) **Appl. No.:** **29/158,983**
- (22) **Filed:** **Apr. 15, 2002**
- (51) **LOC (7) Cl.** **16-06**
- (52) **U.S. Cl.** **D16/311**
- (58) **Field of Search** D16/101, 300-330, D16/335, 339; D29/109, 110; D24/110.2; 351/41, 44, 51, 52, 156-158; 2/426, 428, 430, 432, 447, 452

- D423,547 S * 4/2000 Hottenroth D16/303
- D432,556 S * 10/2000 Lando D16/311
- D450,744 S * 11/2001 Rhoades et al. D16/326

* cited by examiner

Primary Examiner—Raphael Barkai
(74) *Attorney, Agent, or Firm*—Crowell & Moring LLP

(57) **CLAIM**

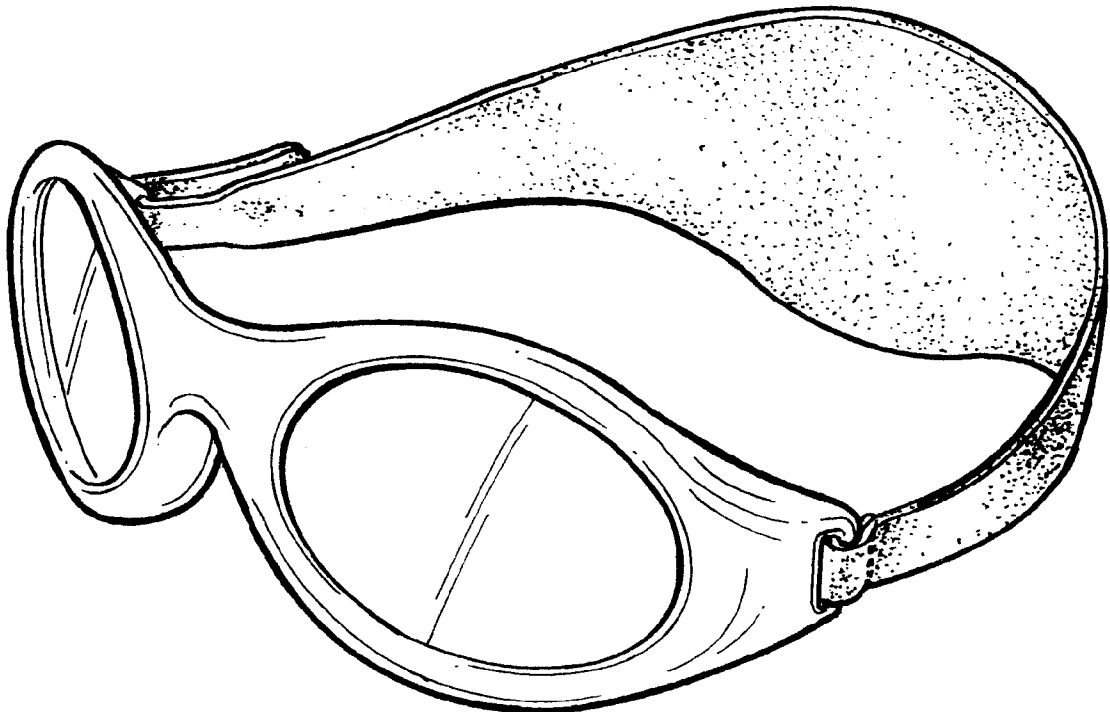
The ornamental design for sunglasses, as illustrated and described in the accompanying drawings.

DESCRIPTION

FIG. 1 is a perspective view of the sunglasses of the present invention;
FIG. 2 is a top plan view thereof;
FIG. 3 is a right side elevational view thereof, the left side being a mirror image thereof;
FIG. 4 is a rear elevational view thereof; and,
FIG. 5 is a front elevational view thereof.

- (56) **References Cited**
- U.S. PATENT DOCUMENTS**
- 2,110,332 A * 3/1938 Kimball
- D178,328 S * 7/1956 Tilton
- D367,491 S * 2/1996 Warner D16/311

1 Claim, 2 Drawing Sheets



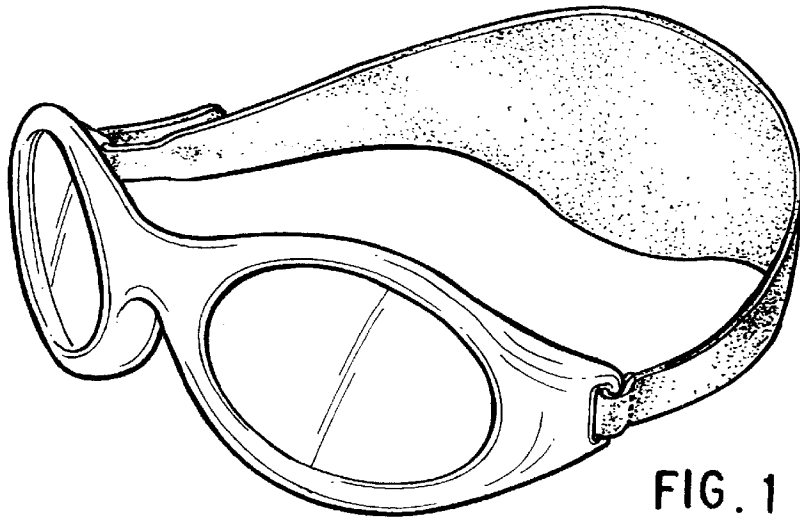


FIG. 1

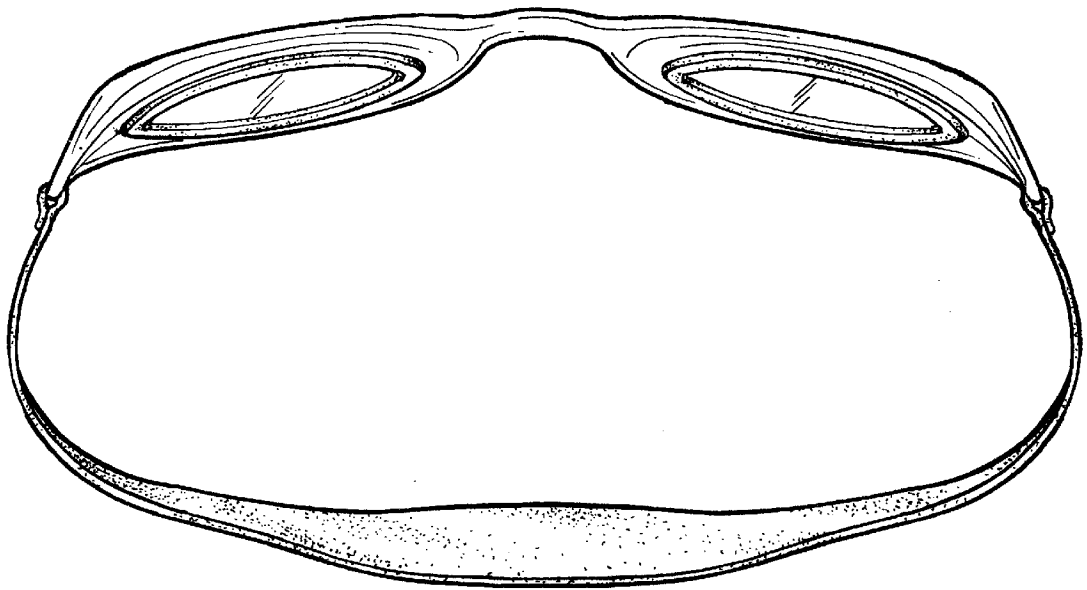


FIG. 2

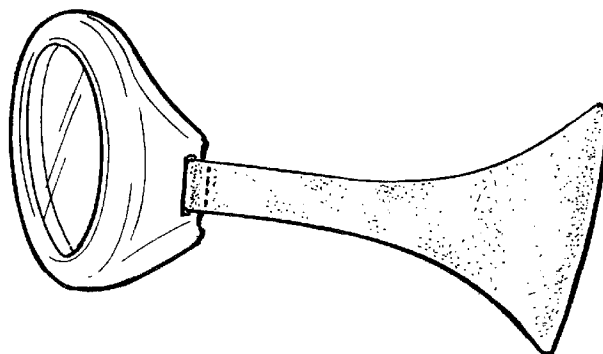


FIG. 3

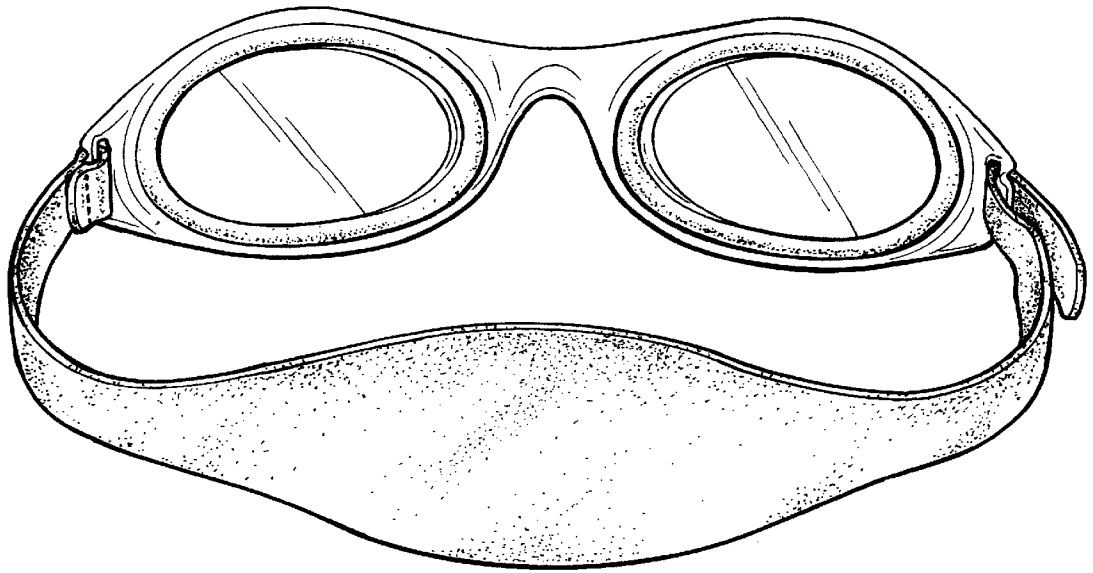


FIG. 4




FIG. 5