



US00D655033S

(12) **United States Design Patent**
Verelst et al.

(10) **Patent No.:** **US D655,033 S**

(45) **Date of Patent:** **** Feb. 28, 2012**

(54) **LUMINAIRE**

(75) Inventors: **Dirk Verelst**, Boechout (BE); **Michael Steenhoudt**, Antwerp (BE)

(73) Assignee: **Koninklijke Philips Electronics N.V.**, Eindhoven (NL)

(**) Term: **14 Years**

(21) Appl. No.: **29/383,964**

(22) Filed: **Jan. 25, 2011**

(51) **LOC (9) Cl.** **23-03**

(52) **U.S. Cl.** **D26/107**

(58) **Field of Classification Search** D26/1,
D26/24, 61, 6, 93-94, 101, 104-110, 113;
362/3, 153, 186, 217, 255, 257, 277, 317,
362/351, 353, 362, 363, 382, 431, 433, 458,
362/806

See application file for complete search history.

(56) **References Cited**

U.S. PATENT DOCUMENTS

D262,407 S *	12/1981	Ball	D26/93
D571,943 S *	6/2008	Tragatschnig	D26/61
D589,641 S *	3/2009	Sabernig	D26/93
D609,852 S *	2/2010	Stoepker et al.	D26/107

* cited by examiner

Primary Examiner — Brian N Vinson

(57) **CLAIM**

The ornamental design for a luminaire, as shown.

DESCRIPTION

FIG. 1 is a perspective view showing my design;
FIG. 2 is a front elevational view thereof;
FIG. 3 is a rear elevational view thereof;
FIG. 4 is a right side elevational view thereof;
FIG. 5 is a left side elevational view thereof;
FIG. 6 is a top plan view thereof; and,
FIG. 7 is a bottom plan view thereof.

1 Claim, 5 Drawing Sheets






FIG. 1




FIG.2

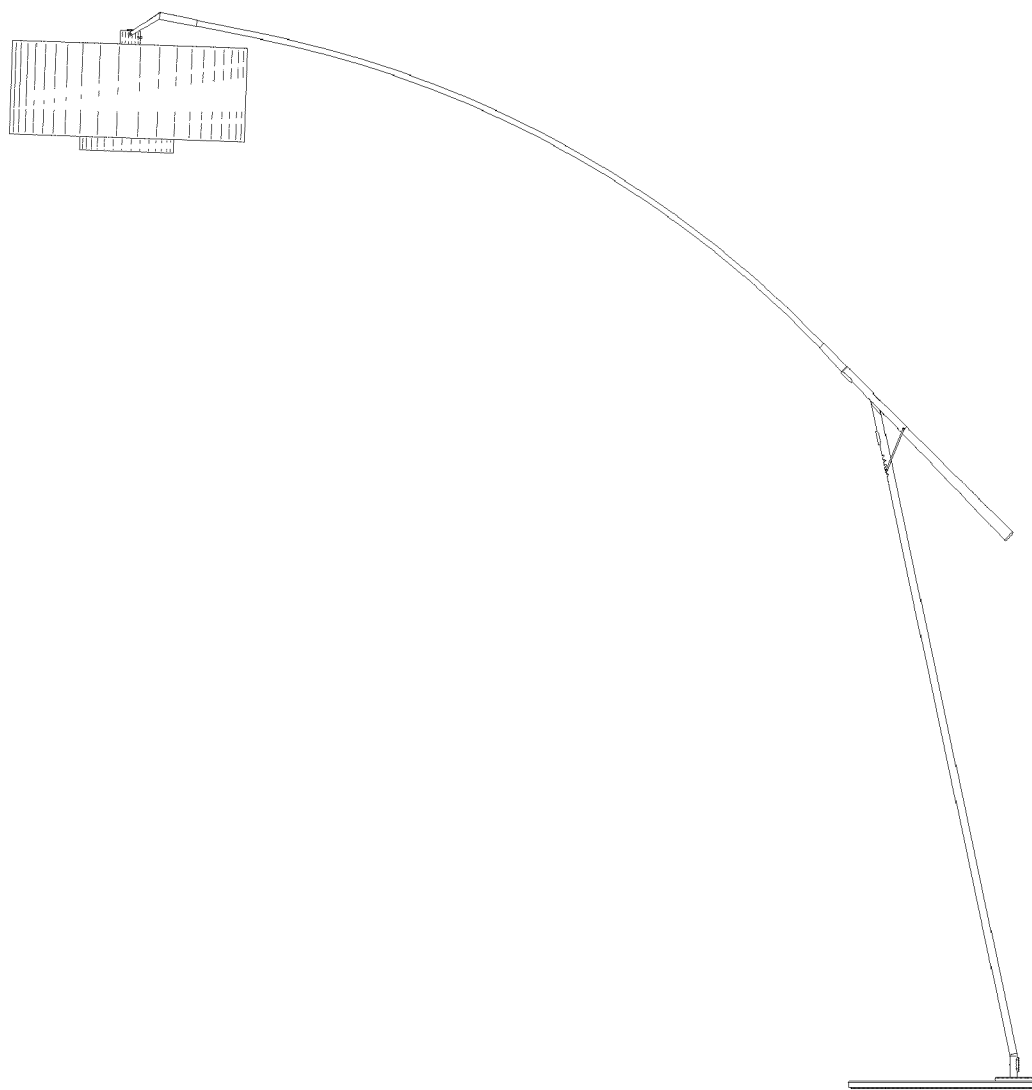


FIG. 3




FIG. 4




FIG. 5



FIG. 6

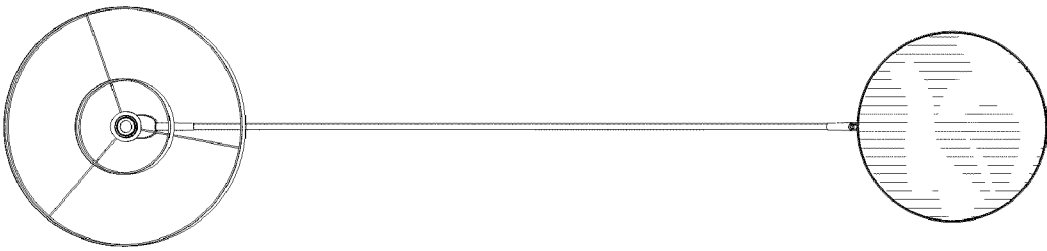


FIG. 7