



US0D1041149S

(12) **United States Design Patent**  
**Roth**

(10) **Patent No.:** **US D1,041,149 S**

(45) **Date of Patent:** **\*\* Sep. 10, 2024**

- (54) **SHOE HEEL**
- (71) Applicant: **Centripetal Entertainment LLC**, Los Angeles, CA (US)
- (72) Inventor: **Jennifer Roth**, Los Angeles, CA (US)
- (73) Assignee: **Centripetal Entertainment LLC**, Los Angeles, CA (US)

2,925,671 A	2/1960	Del Giudice et al.
3,216,133 A	11/1965	Houle
4,128,609 A	12/1978	Rawson
D252,836 S	9/1979	Picker
D262,329 S	12/1981	Mazabras
D415,675 S	10/1999	Hannerstig et al.
D468,625 S	1/2003	Schorling
D584,495 S	1/2009	Choi
D595,486 S	7/2009	Van Hulle

(Continued)

(\*\*) Term: **15 Years**

**FOREIGN PATENT DOCUMENTS**

(21) Appl. No.: **29/807,236**

EP 3 069 627 A1 9/2016

(22) Filed: **Sep. 9, 2021**

*Primary Examiner* — Rashida C. Walshon

(74) *Attorney, Agent, or Firm* — Orrick, Herrington & Sutcliffe LLP; Davin M. Stockwell

**Related U.S. Application Data**

(62) Division of application No. 29/731,053, filed on Apr. 10, 2020, now Pat. No. Des. 932,759, which is a division of application No. 29/631,562, filed on Dec. 29, 2017, now Pat. No. Des. 883,638.

(57) **CLAIM**

The ornamental design for a shoe heel, as shown and described.

(51) **LOC (14) Cl.** ..... **02-04**  
(52) **U.S. Cl.**

**DESCRIPTION**

USPC ..... **D2/898**; D2/965  
(58) **Field of Classification Search**  
USPC ..... D2/896-900, 914, 915, 946, 947-953, D2/964-968, 976  
CPC ..... A43B 13/00; A43B 21/30; A43B 23/30; A43B 21/42; A43B 21/00; A43B 5/12  
See application file for complete search history.

FIG. 1 is a perspective view showing the top and left side of the shoe heel in the form of a letter "M;"  
FIG. 2 is a right side view of the shoe heel in the form of the letter "M;"  
FIG. 3 is a left side view of the shoe heel in the form of the letter "M;"  
FIG. 4 is a front view of the shoe heel in the form of the letter "M;"  
FIG. 5 is a rear view of the shoe heel in the form of the letter "M;"  
FIG. 6 is a top view of the shoe heel in the form of the letter "M;" and,  
FIG. 7 is a bottom view of the shoe heel in the form of the letter "M."

(56) **References Cited**

**U.S. PATENT DOCUMENTS**

1,609,918 A	12/1926	Perugia	
1,718,177 A	6/1929	Nutt	
1,857,475 A	5/1932	Quirk	
2,093,354 A	9/1937	Grinde	
2,284,328 A *	5/1942	Korda	A43B 21/24
			D2/965
2,321,734 A	6/1943	Clausing	
2,399,543 A	4/1946	Dack	

The broken lines shown in the drawings represent portions of the shoe heel that form no part of the claimed design.

**1 Claim, 7 Drawing Sheets**



(56)

**References Cited**

U.S. PATENT DOCUMENTS

D690,913	S	*	10/2013	Gordon	.....	D2/939
D709,683	S		7/2014	Sookdeo		
D716,029	S	*	10/2014	Whittington	.....	D2/966
D716,030	S	*	10/2014	Whittington	.....	D2/966
D716,033	S	*	10/2014	Whittington	.....	D2/966
D730,634	S		6/2015	Stiles		
D744,220	S		12/2015	Slimane		
D745,431	S		12/2015	White et al.		
D747,862	S	*	1/2016	Blair	.....	D2/965
9,491,986	B1		11/2016	Dixon et al.		
D797,419	S		9/2017	Haydel		
D833,127	S		11/2018	Menjor		
D850,079	S		6/2019	Haydel		
10,506,847	B2	*	12/2019	Roth	.....	A43B 21/38
D883,638	S	*	5/2020	Roth	.....	D2/898
D932,759	S	*	10/2021	Roth	.....	D2/898
D975,979	S	*	1/2023	Roth	.....	D2/898
D992,263	S	*	7/2023	James	.....	D2/966
D994,297	S	*	8/2023	Venturini Fendi	.....	D2/965
2014/0290100	A1		10/2014	Flowers		
2014/0325879	A1		11/2014	Roccella		

\* cited by examiner



FIG. 1



FIG. 2

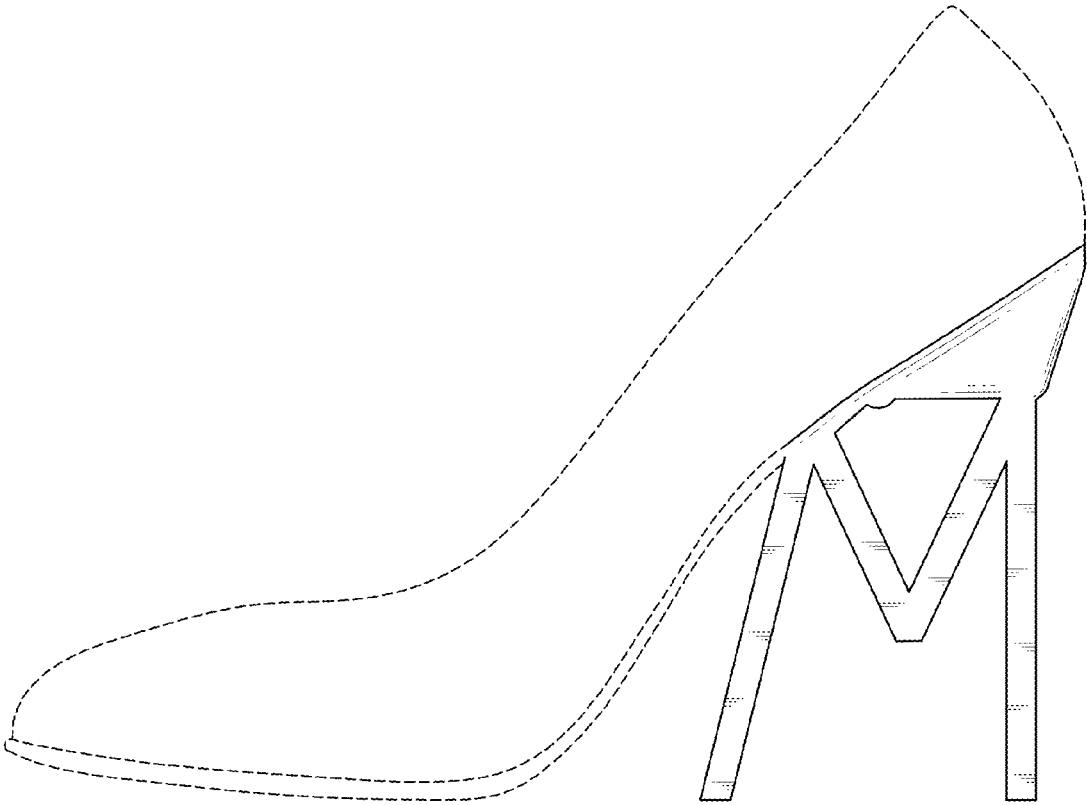


FIG. 3

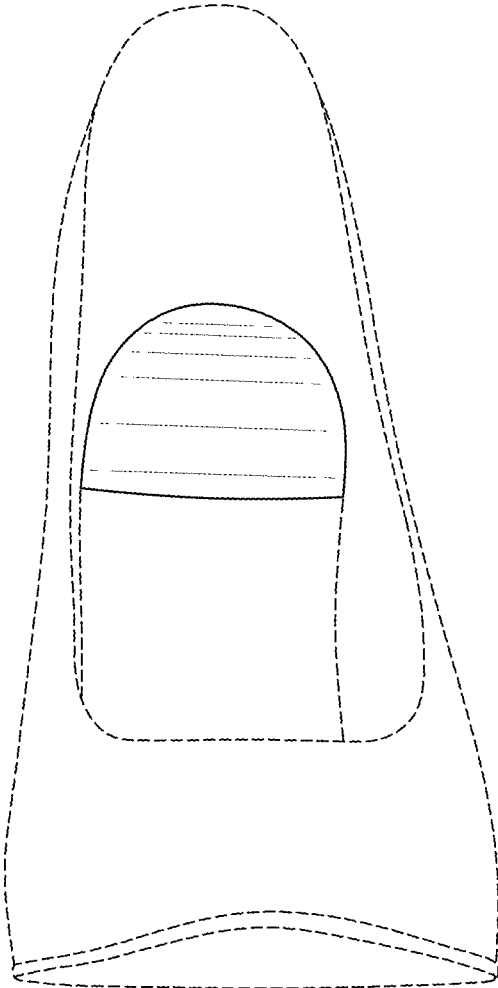


FIG. 4

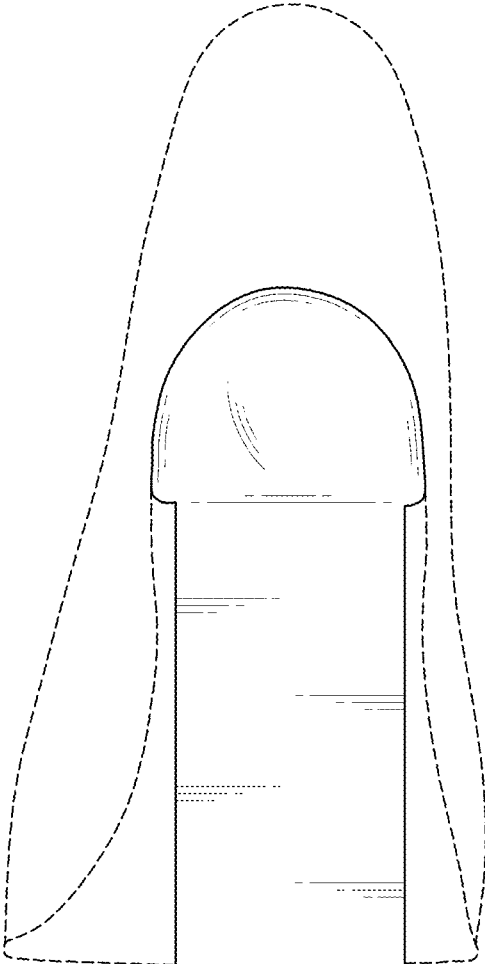


FIG. 5

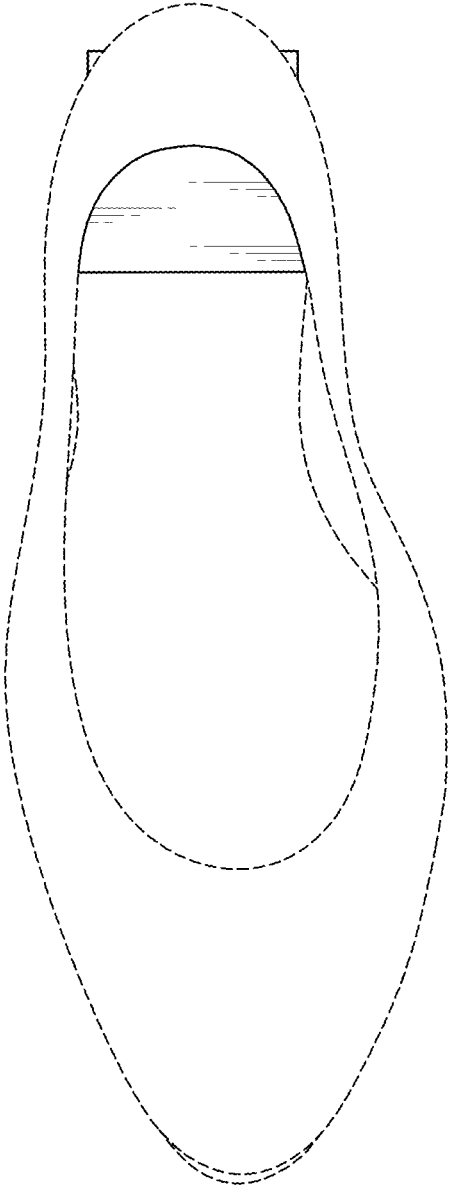


FIG. 6



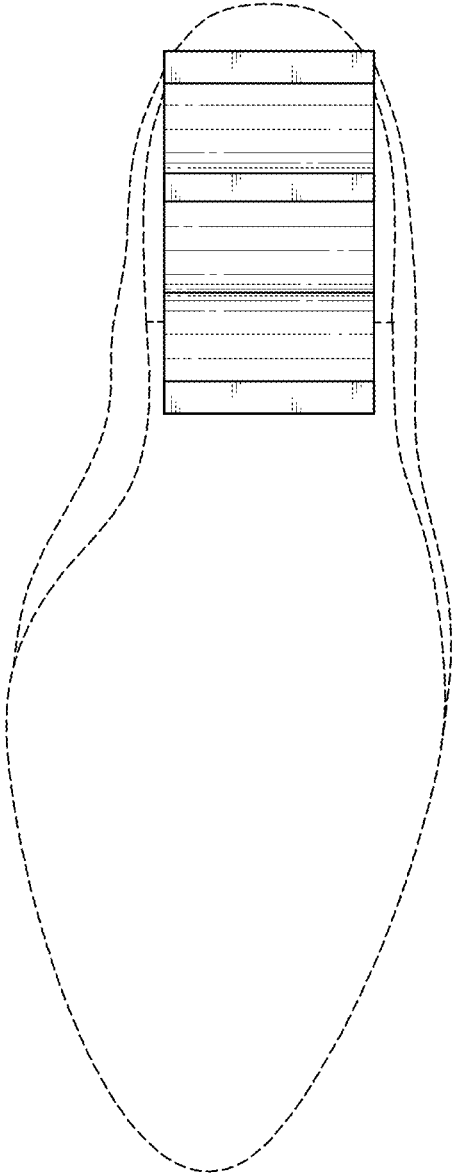


FIG. 7