



US00D582118S

(12) **United States Design Patent**  
**Chafe et al.**

(10) **Patent No.:** **US D582,118 S**  
(45) **Date of Patent:** **\*\* Dec. 2, 2008**

(54) **APPLICATOR WIPING SURFACE FOR A CONTAINER**

(75) Inventors: **Adam J. Chafe**, Hudson, OH (US);  
**Stuart F. Bedford**, Hudson, OH (US);  
**Kenneth W. Erdmann**, Chagrin Falls, OH (US);  
**James E. MacDonald**, Medina, OH (US);  
**Dilip R. Tamhane**, Avon Lake, OH (US);  
**Oliver J. Ramsey**, Brunswick, OH (US);  
**Ronald D. Hudas**, Massillon, OH (US);  
**Charlie Watling**, Raleigh, NC (US);  
**Forrest A. Burney**, Raleigh, NC (US);  
**Bob Bruno**, Avon, CT (US);  
**Scott Belliveau**, Plainfield, IL (US)

(73) Assignee: **The Sherwin-Williams Company**,  
Cleveland, OH (US)

(\*\*) Term: **14 Years**

(21) Appl. No.: **29/220,670**

(22) Filed: **Jan. 5, 2005**

(51) **LOC (8) Cl.** ..... **07-07**

(52) **U.S. Cl.** ..... **D32/54**

(58) **Field of Classification Search** ..... D32/53.1,  
D32/53, 54; 222/570; 220/570, 757, 754,  
220/697, 507, 695, 793, 571, 571.1; 15/257.05,  
15/257.06; 206/216; D3/276, 304

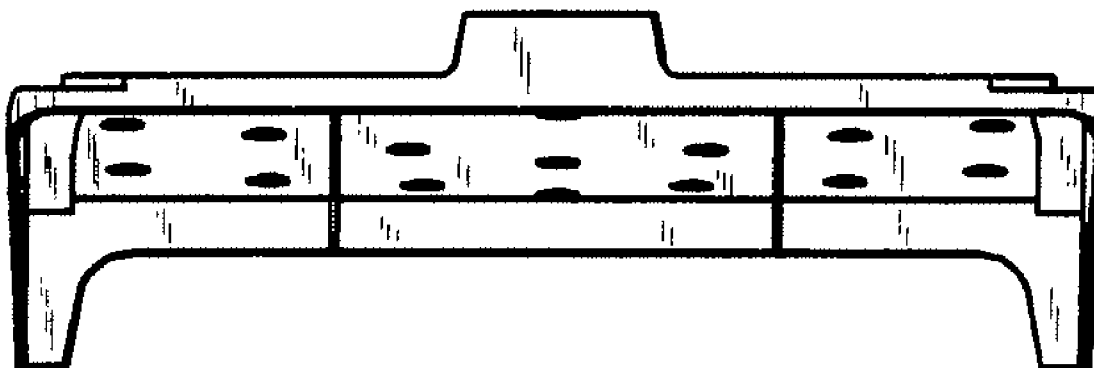
See application file for complete search history.

(56) **References Cited**

**U.S. PATENT DOCUMENTS**

1,554,824 A	9/1925	Knoblock
2,275,305 A	3/1942	Morgan
2,659,096 A	11/1953	Menefeldowski, Jr. .... 15/121.2
2,723,410 A	11/1955	Sprung et al. .... 15/121.2
2,827,648 A	3/1958	Geisz
2,893,030 A	7/1959	Averna
2,911,663 A	11/1959	Geary ..... 15/121.2
3,091,793 A	6/1963	Bentley, Jr. .... 15/257.06
3,493,983 A	2/1970	Tidwell

3,536,187 A	10/1970	Stafford ..... 206/15.1
3,553,762 A	1/1971	Padgett, Jr. et al.
3,576,045 A	4/1971	Stafford
3,756,451 A	9/1973	Popeil
3,828,389 A	8/1974	Heisler ..... 15/257.06
3,940,824 A	3/1976	Gioia et al. .... 15/257.06
D264,147 S *	5/1982	Heath ..... D32/54
D273,725 S *	5/1984	Goetz ..... D32/53.1
4,445,250 A	5/1984	Seidl
4,491,234 A	1/1985	Wilcock
4,547,926 A	10/1985	Kern ..... 15/257.06
4,651,379 A	3/1987	Kern ..... 15/257
4,691,838 A	9/1987	Graham et al. .... 220/93
D301,785 S *	6/1989	Goetz ..... D32/53.1
D302,881 S *	8/1989	Lussier et al. .... D32/53.1
4,865,282 A	9/1989	Yonkman et al.
4,928,843 A	5/1990	Gunderson ..... 220/90
5,085,317 A	2/1992	Jensen et al. .... 206/229
D332,512 S *	1/1993	Bernard ..... D32/53.1
5,251,979 A	10/1993	Larsen
5,283,928 A	2/1994	Linn et al. .... 15/257
D347,306 S *	5/1994	Rogers et al. .... D32/53.1
5,314,061 A	5/1994	Bedrossian ..... 206/229
5,316,137 A *	5/1994	Kyllonen ..... 206/209
5,335,806 A	8/1994	Dedoes
5,341,969 A	8/1994	Accardo et al. .... 222/465.1
D355,287 S	2/1995	Camp, Jr. .... D32/53.1
5,400,916 A	3/1995	Weber ..... 220/404
5,404,611 A	4/1995	Raney ..... 15/257
D363,575 S *	10/1995	Torntore ..... D32/53.1
5,472,111 A *	12/1995	Renfrew ..... 220/570
5,533,228 A	7/1996	Jarecki et al. .... 15/257.06
5,546,628 A	8/1996	Silvera
5,553,701 A	9/1996	Jarecki et al. .... 206/15.2
5,566,861 A	10/1996	Serano
5,660,302 A	8/1997	Trout ..... 220/790
5,727,708 A	3/1998	Erickson
5,810,196 A	9/1998	Lundy ..... 220/736
5,855,304 A	1/1999	Dean et al. .... 222/481
5,941,410 A	8/1999	Mangano ..... 220/735
5,960,946 A	10/1999	Gramlich ..... 206/209
5,966,772 A	10/1999	Woodnorth et al. .... 15/230.11
6,065,633 A	5/2000	Abbey
6,102,235 A	8/2000	Stern et al. .... 220/212
6,105,813 A	8/2000	Abbey ..... 220/570
6,119,303 A	9/2000	Passafiume ..... 15/257.06
6,199,718 B1	3/2001	Ellis ..... 220/735
6,237,799 B1	5/2001	Emerson ..... 220/480
6,305,045 B1	10/2001	Walsh et al.



6,419,106	B1	7/2002	Bebak	
6,543,635	B2	4/2003	Ciccone	220/276
6,622,884	B1	9/2003	Gartner	220/570
D482,830	S *	11/2003	Kohn	D32/53.1
D510,481	S *	10/2005	Hodgson	D3/304
2002/0056714	A1	5/2002	Schinkel	
2002/0096527	A1	7/2002	Arenas et al.	
2003/0012887	A1	1/2003	Orlikowski	427/428
2003/0160051	A1	8/2003	Ciccone	220/276
2003/0197014	A1	10/2003	Muchin et al.	220/318
2004/0195267	A1	10/2004	Dean et al.	
2004/0222226	A1	11/2004	Gottainer et al.	220/284
2004/0226958	A1	11/2004	Robellard et al.	
2005/0017012	A1	1/2005	Hodge	220/501
2005/0098564	A1	5/2005	Verbrugge et al.	

FOREIGN PATENT DOCUMENTS

EP	0153059	A1	8/1985
EP	0151876	B1	4/1989
EP	0144135	B1	3/1992
EP	0402 370	B1	5/1993
WO	WO 89/07532		8/1989
WO	99/22946		5/1999
WO	WO 02/074633	A2	9/2002
WO	WO 03/078179	A1	9/2003
WO	WO 2004/030937		4/2004

OTHER PUBLICATIONS

PCT International Search Report, Int'l. App. No. PCT/US2005/000222, International Filing Date May 1, 2005.

\* cited by examiner

*Primary Examiner*—Freda S. Nunn  
*Assistant Examiner*—Kevin K Rudzinski  
 (74) *Attorney, Agent, or Firm*—Arthri K. Tirey; Robert E. McDonald; Eryn Ace Fuhrer

(57) **CLAIM**

The ornamental design for an applicator wiping surface for a container, as shown and described.

**DESCRIPTION**

FIG. 1 is a perspective view of an applicator wiping surface for a container according to a first embodiment.

FIG. 2 is a perspective view of an applicator wiping surface for a container according to a second embodiment.

FIG. 3 is a top view of an applicator wiping surface for a container of FIG. 1.

FIG. 4 is a front view of an applicator wiping surface for a container of FIG. 1.

FIG. 5 is a bottom view of an applicator wiping surface for a container of FIG. 1.

FIG. 6 is a back view of an applicator wiping surface for a container of FIG. 1.

FIG. 7 is a top view of an applicator wiping surface for a container of FIG. 2.

FIG. 8 is a front view of an applicator wiping surface for a container of FIG. 2.

FIG. 9 is a bottom view of an applicator wiping surface for a container of FIG. 2.

FIG. 10 is a back view of an applicator wiping surface for a container of FIG. 2.

FIG. 11 is a perspective view of an applicator wiping surface for a container according to a third embodiment.

FIG. 12 is a perspective view of an applicator wiping surface for a container according to a fourth embodiment.

FIG. 13 is a top view of an applicator wiping surface for a container of FIG. 11.

FIG. 14 is a front view of an applicator wiping surface for a container of FIG. 11.

FIG. 15 is a bottom view of an applicator wiping surface for a container of FIG. 11.

FIG. 16 is a back view of an applicator wiping surface for a container of FIG. 11.

FIG. 17 is a top view of an applicator wiping surface for a container of FIG. 12.

FIG. 18 is a front view of an applicator wiping surface for a container of FIG. 12.

FIG. 19 is a bottom view of an applicator wiping surface for a container of FIG. 12; and,

FIG. 20 is a back view of an applicator wiping surface for a container of FIG. 12.

**1 Claim, 6 Drawing Sheets**

FIG. 1

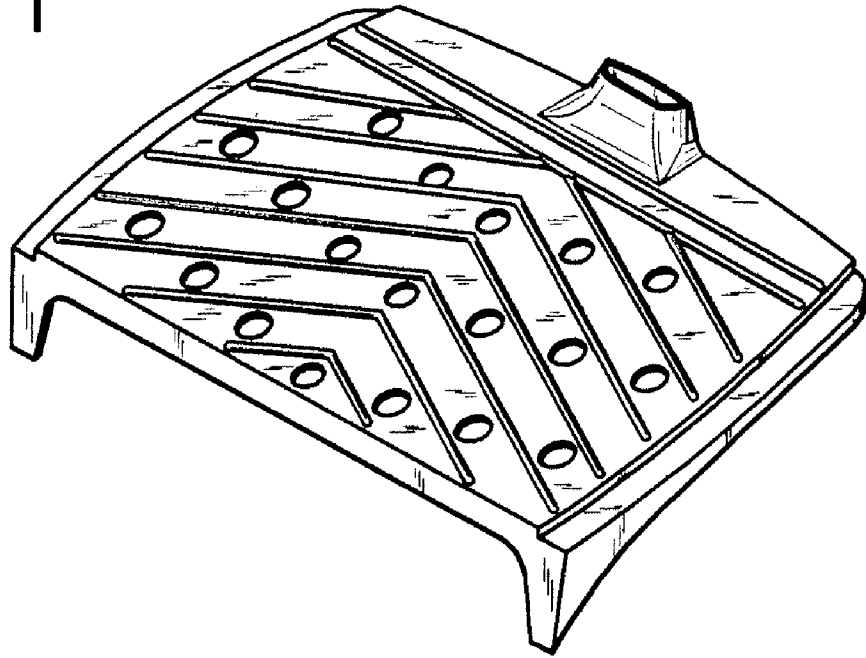
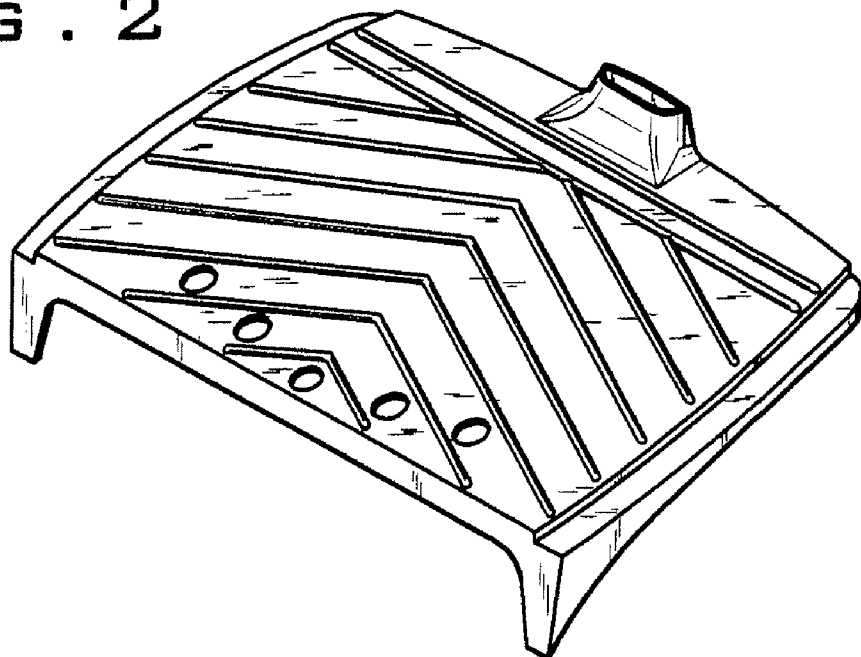


FIG. 2



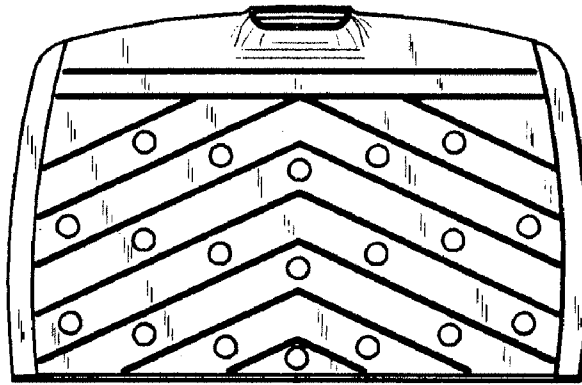


FIG. 3

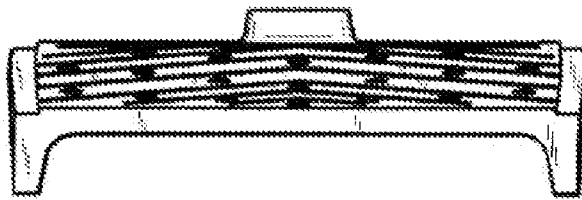


FIG. 4

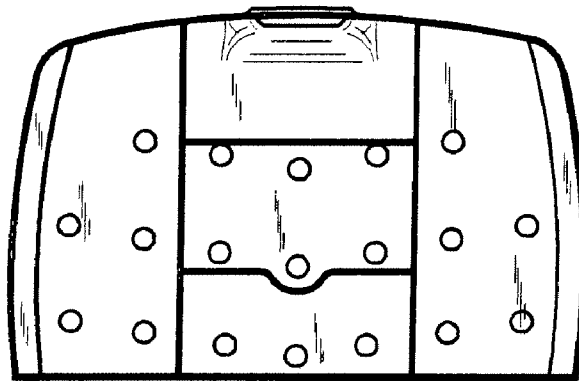


FIG. 5

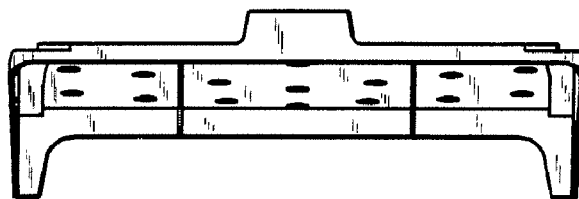


FIG. 6

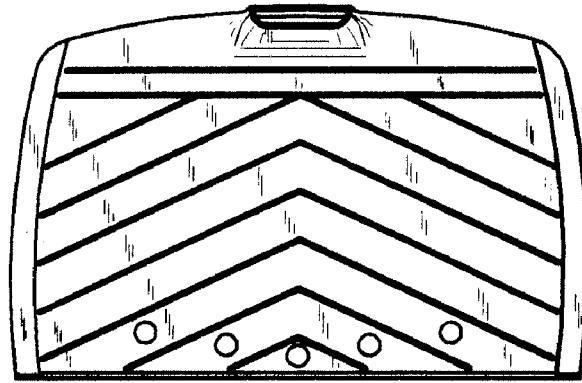


FIG. 7

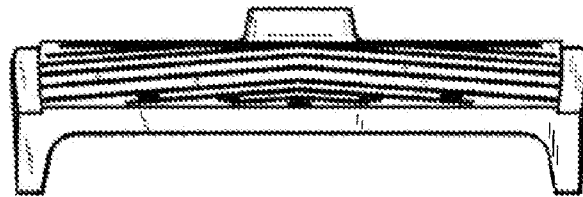


FIG. 8

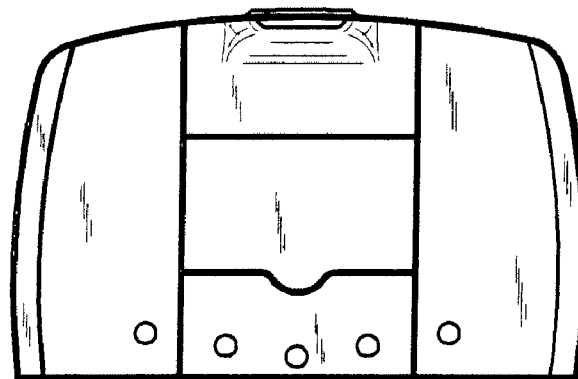


FIG. 9

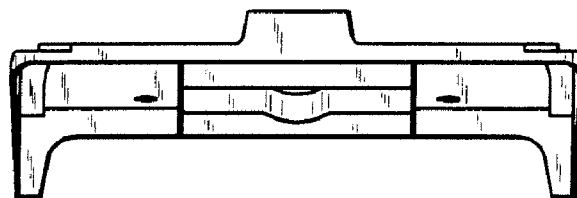


FIG. 10

FIG. 1 1

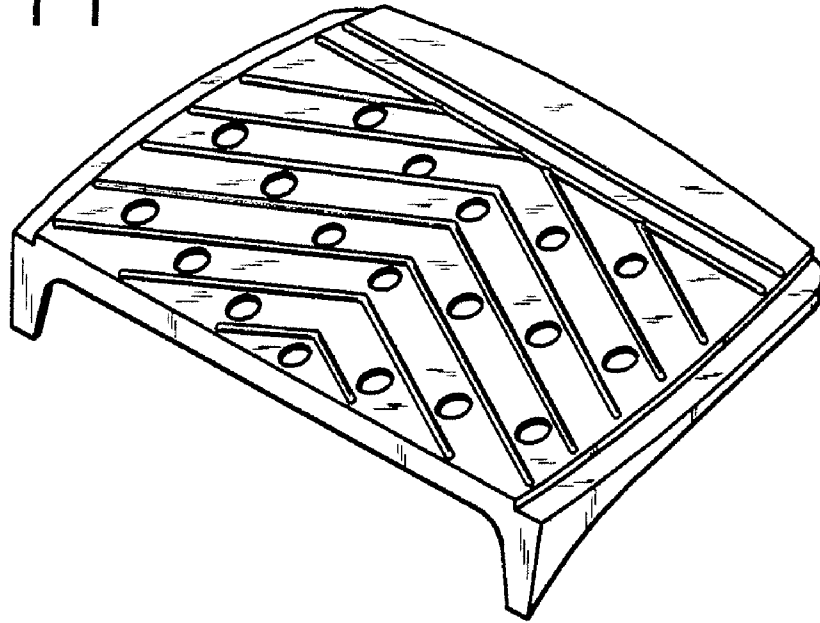
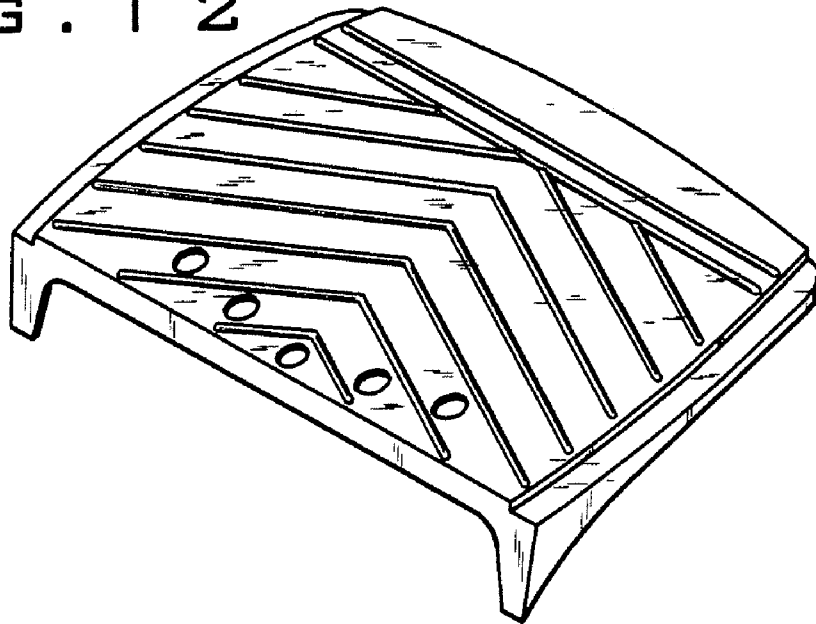


FIG. 1 2



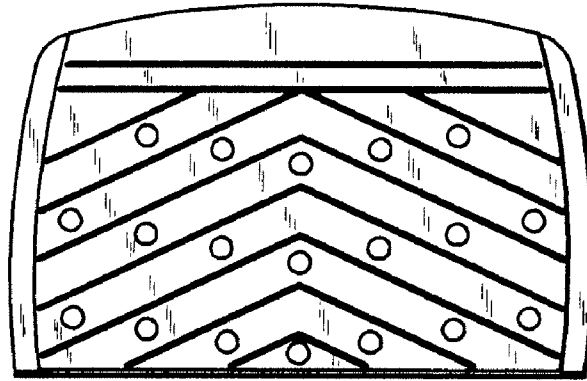


FIG. 13



FIG. 14

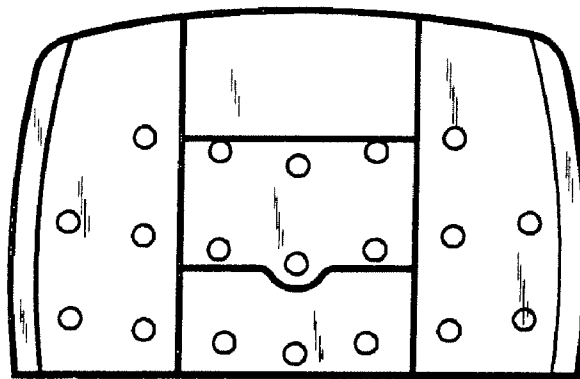


FIG. 15

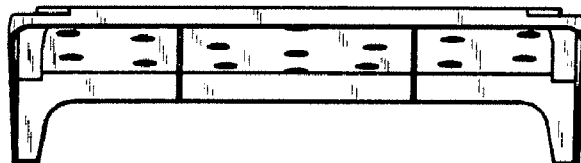


FIG. 16

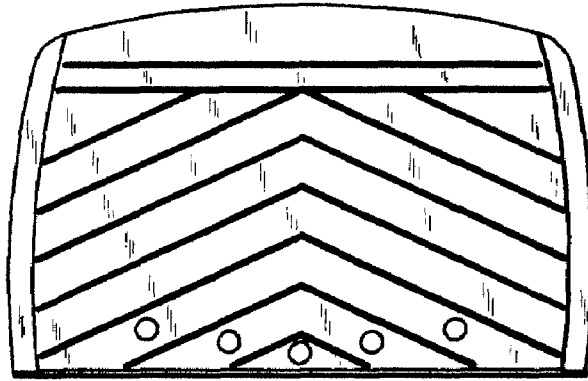


FIG. 17




FIG. 18

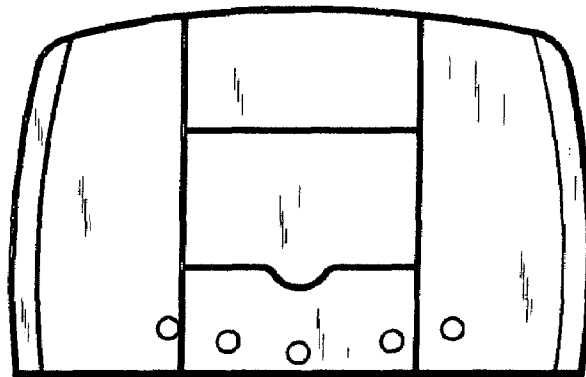


FIG. 19




FIG. 20