



US00D725091S

(12) **United States Design Patent**
Wen

(10) **Patent No.:** **US D725,091 S**

(45) **Date of Patent:** **** Mar. 24, 2015**

(54) **MOBILE PHONE CASE**

(71) Applicant: **Shenzhen Hello Tech Energy Co., Ltd.**,
Shenzhen (CN)

(72) Inventor: **Meichan Wen**, Shenzhen (CN)

(73) Assignee: **Shenzhen Hello Tech Energy Co., Ltd.**,
Shenzhen (CN)

(**) Term: **14 Years**

(21) Appl. No.: **29/455,890**

(22) Filed: **May 24, 2013**

(51) **LOC (10) Cl.** **14-03**

(52) **U.S. Cl.**
USPC **D14/250**

(58) **Field of Classification Search**
USPC D14/250, 137, 138 AA, 217, 238.1, 248,
D14/251, 252, 253, 346, 440, 496, 356;
D13/107, 108; 455/575.1, 575.8, 95,
455/93; 220/4.02; 206/305, 320, 251, 45.2
See application file for complete search history.

(56) **References Cited**

U.S. PATENT DOCUMENTS

D561,092 S *	2/2008	Kim	D13/103
D628,994 S *	12/2010	Griffin et al.	D14/250
D653,202 S *	1/2012	Hasbrook et al.	D13/103
D663,263 S *	7/2012	Gupta et al.	D13/103
D664,091 S *	7/2012	Pliner et al.	D13/108
D667,783 S *	9/2012	Zhang et al.	D13/102
D670,689 S *	11/2012	Wang	D14/250

D671,493 S *	11/2012	Hasbrook et al.	D13/119
D674,394 S *	1/2013	Kajimoto	D14/440
D676,432 S *	2/2013	Hasbrook et al.	D14/250
D679,271 S *	4/2013	Liu	D14/250
D679,684 S *	4/2013	Baker et al.	D14/250
D682,196 S *	5/2013	Leung	D13/103
D686,152 S *	7/2013	Lee et al.	D13/103
8,560,014 B1 *	10/2013	Hu et al.	455/557
8,644,895 B2 *	2/2014	Heywood	455/575.8
D703,650 S *	4/2014	Ehrlich	D14/250
D703,651 S *	4/2014	Ehrlich	D14/250
2013/0045775 A1 *	2/2013	Heywood	455/557

* cited by examiner

Primary Examiner — Deanna L Pratt

Assistant Examiner — Lilyana Bekic

(74) *Attorney, Agent, or Firm* — James F. Hann; Haynes
Befel & Wolfeld LLP

(57) **CLAIM**

The ornamental design for a mobile phone case, as shown and
described.

DESCRIPTION

FIG. 1 is a front elevational view of a mobile phone case
showing my new design;

FIG. 2 is a rear elevational view thereof;

FIG. 3 is a left-side elevational view thereof;

FIG. 4 is a right-side elevational view thereof;



FIG. 5 is a top plan view thereof; and,

FIG. 6 is a bottom plan view thereof.

The broken lines illustrate portions of the mobile phone case
which form no part of the claimed design.

The mobile phone case is used to enclose a mobile phone.

1 Claim, 4 Drawing Sheets






FIG. 1

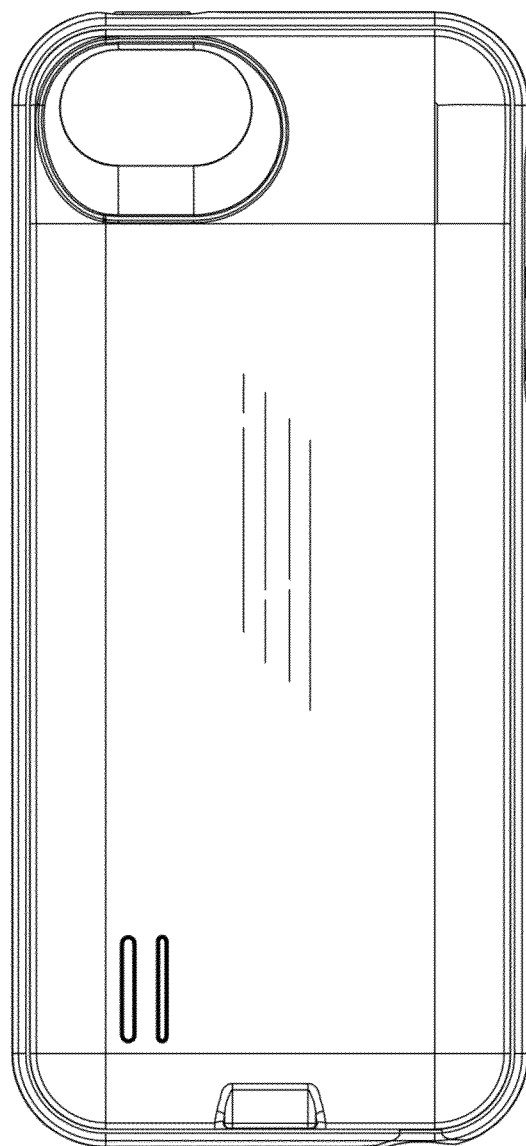


FIG. 2




FIG. 3

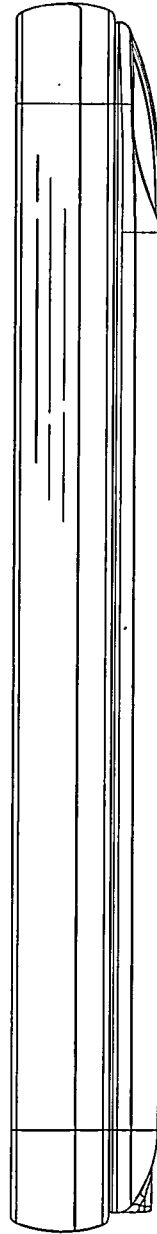


FIG. 4

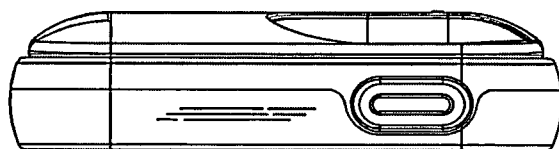


FIG. 5

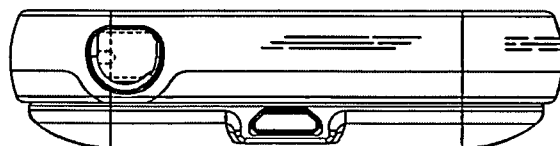


FIG. 6