



(12) **United States Design Patent**
d’Anconia et al.

(10) **Patent No.:** **US D956,892 S**
(45) **Date of Patent:** **** Jul. 5, 2022**

(54) **EXERCISE DEVICE**
(71) Applicants: **Charlyn Huss d’Anconia**, Los Angeles, CA (US); **Joel Raymond Fernandez**, Los Angeles, CA (US)

2004/0249390 A1* 12/2004 Dovas A45D 26/0047
2008/0051271 A1* 2/2008 Mandell A63B 21/4035
2009/0093349 A1* 4/2009 Cooper A63B 21/0004
2010/0240505 A1* 9/2010 Yang A63B 21/0004
2018/0200558 A1* 7/2018 Alnajjar A63B 23/16

(72) Inventors: **Charlyn Huss d’Anconia**, Los Angeles, CA (US); **Joel Raymond Fernandez**, Los Angeles, CA (US)

FOREIGN PATENT DOCUMENTS

CA 38177 * 10/1974

(**) Term: **15 Years**

OTHER PUBLICATIONS

ZJchao Arm Power Exerciser, first available May 5, 2020, amazon.com [online], site visited [Feb. 8, 2022], Available from internet URL: <https://amzn.to/3GuytW> (Year: 2020).*

(21) Appl. No.: **29/748,014**

* cited by examiner

(22) Filed: **Aug. 26, 2020**

(51) **LOC (13) Cl.** **21-02**

(52) **U.S. Cl.**
USPC **D21/693**

(58) **Field of Classification Search**
USPC D21/662, 680, 682, 683, 684, 685, 693
CPC A63B 23/16; A63B 21/0004; A63B 21/00043; A63B 21/4035; A63B 21/0557; A45D 26/0047
See application file for complete search history.

Primary Examiner — Garth Rademaker
Assistant Examiner — Salamah Jordan
(74) *Attorney, Agent, or Firm* — Elizabeth Yang

(57) **CLAIM**
The ornamental design for an exercise device, as shown and described.

(56) **References Cited**

U.S. PATENT DOCUMENTS

D264,738	S	*	6/1982	Cooper	D21/679
D274,171	S	*	6/1984	Gabrielidis	D21/679
D274,172	S	*	6/1984	Gabrielidis	D21/679
4,865,316	A	*	9/1989	Yeaman	A63B 21/00043
D352,079	S	*	11/1994	Kang	D21/692
D700,741	S	*	3/2014	Fallah	D28/44.1
10,039,950	B2	*	8/2018	Hao	A63B 21/00043
10,220,237	B2	*	3/2019	Bentley	A63B 21/00043

DESCRIPTION

FIG. 1 is a perspective view of an exercise device, showing our new design;
FIG. 2 is a front view thereof;
FIG. 3 is a back view thereof;
FIG. 4 is a left side view thereof;
FIG. 5 is a right side view thereof;
FIG. 6 is a top view thereof; and,
FIG. 7 is a bottom view thereof.

1 Claim, 4 Drawing Sheets






FIG. 1

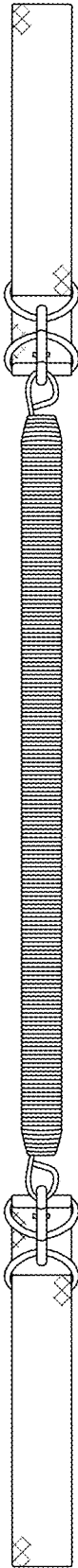


FIG. 2




FIG. 3

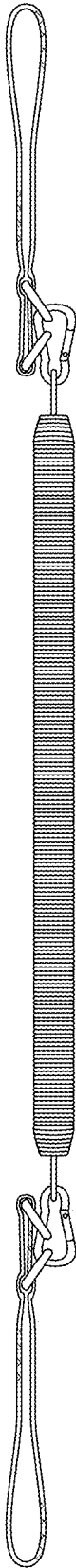


FIG. 4

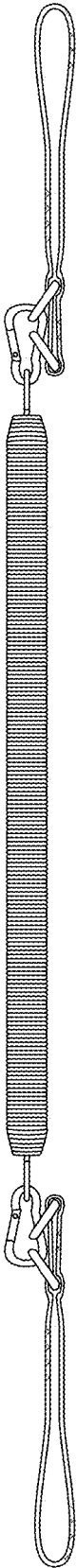


FIG. 5



FIG. 6



FIG. 7