



US00D754312S

(12) **United States Design Patent**
Ellis

(10) **Patent No.:** **US D754,312 S**

(45) **Date of Patent:** **** Apr. 19, 2016**

(54) **APPARATUS FOR PRODUCING ADVANCED OXIDATION PRODUCTS**

(71) Applicant: **RGF ENVIRONMENTAL GROUP, INC.**, Riviera Beach, FL (US)

(72) Inventor: **Walter B. Ellis**, Jupiter, FL (US)

(73) Assignee: **RGF ENVIRONMENTAL GROUP, INC.**, Riviera Beach, FL (US)

(**) Term: **14 Years**

(21) Appl. No.: **29/509,158**

(22) Filed: **Nov. 14, 2014**

(51) **LOC (10) Cl.** **23-04**

(52) **U.S. Cl.**
USPC **D23/355**

(58) **Field of Classification Search**

USPC D23/355, 356, 359, 360, 364, 366, 368, D23/386, 332, 365; D15/79; 55/473, 504; 422/120, 122; 96/97
CPC A61L 9/16; A61L 9/22; B01D 47/00; B01D 47/027; B01D 2221/02; B01D 2259/4508; B03C 3/155; F24F 3/16; F24F 13/20; F24F 13/28; F24F 2001/0096; F24F 3/1405; F24F 3/1603; F24F 13/222

See application file for complete search history.

(56) **References Cited**

U.S. PATENT DOCUMENTS

D195,747 S *	7/1963	Stolarz	D23/356
D215,053 S *	8/1969	Haskin	D23/364
D235,547 S *	6/1975	Schimanski	D23/364
D351,902 S *	10/1994	Shaw	D23/364
D376,001 S *	11/1996	Katzman	D23/356
D423,659 S *	4/2000	Schippanoski	D23/355
D464,415 S *	10/2002	Saunders	D23/364
D609,318 S *	2/2010	Lam	D23/356
D710,487 S *	8/2014	Lin	D23/355

* cited by examiner

Primary Examiner — Ralf Seifert

(74) *Attorney, Agent, or Firm* — Rothwell, Figg, Ernst & Manbeck, P.C.

(57) **CLAIM**

The ornamental design for an apparatus for producing advanced oxidation products, as shown and described.

DESCRIPTION

FIG. 1 shows a top perspective view of the apparatus for producing advanced oxidation products;
FIG. 2 shows a front elevation view thereof, with it being understood that the remaining side views are identical hereto;
FIG. 3 shows a top plan view thereof;
FIG. 4 shows a bottom plan view thereof; and,
FIG. 5 shows a bottom perspective view thereof.
The broken lines of FIG. 1 to FIG. 5 illustrate portions of the apparatus for producing advanced oxidation products that form no part of the claimed design.

1 Claim, 5 Drawing Sheets






FIG. 1

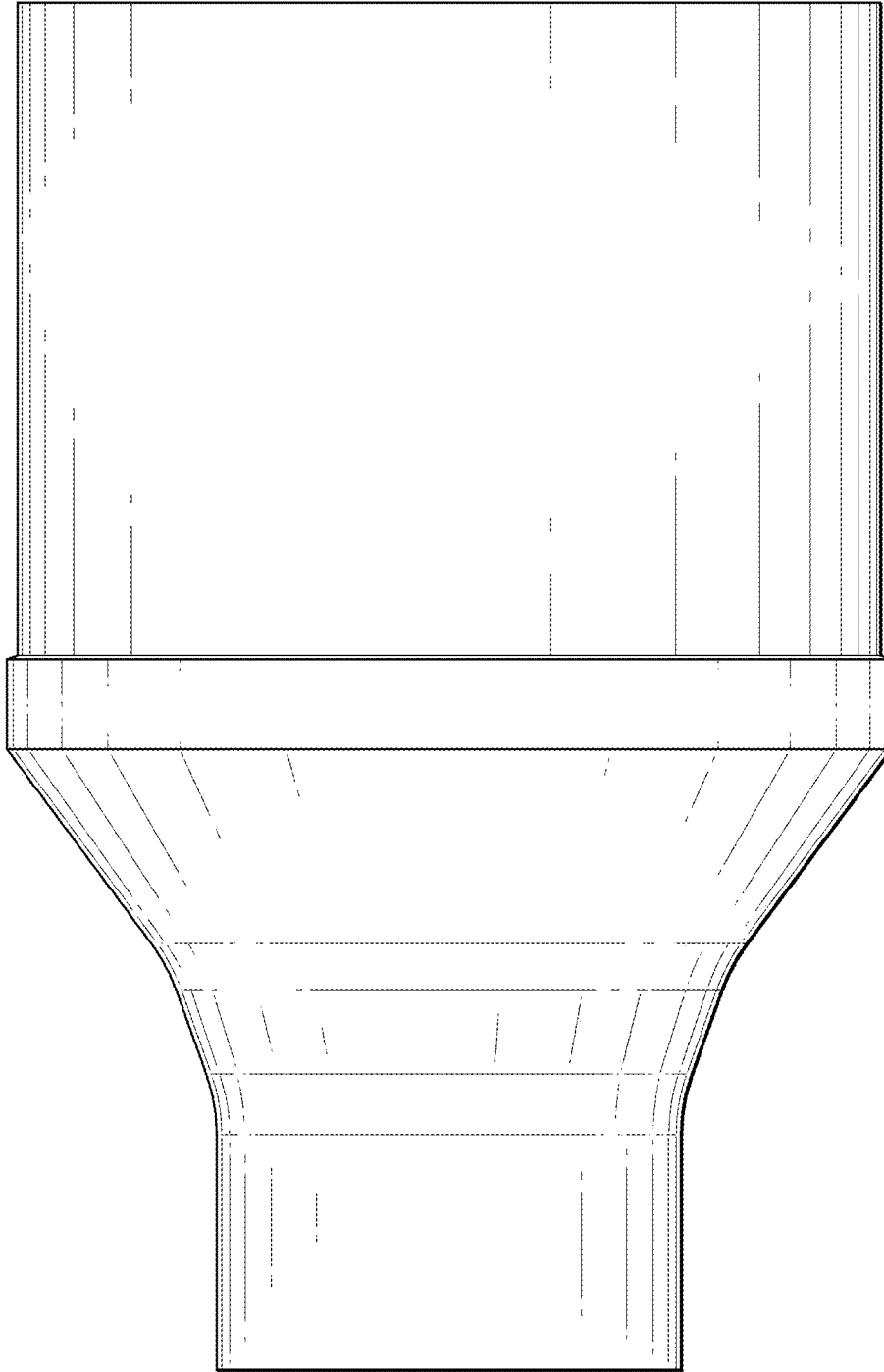


FIG. 2

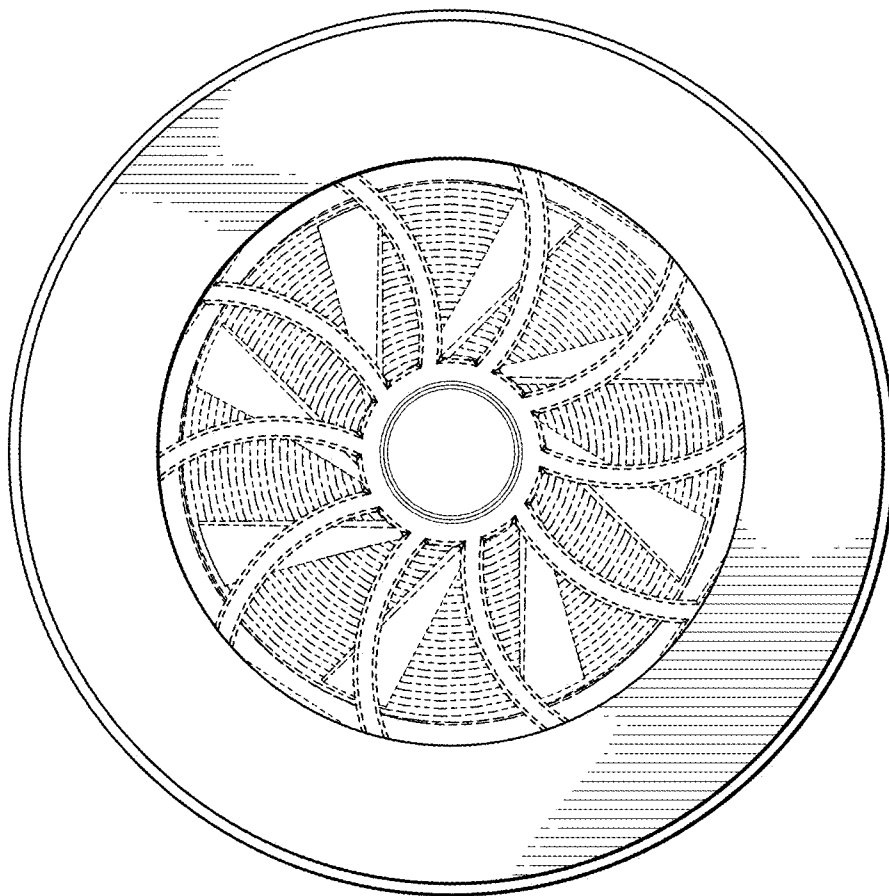


FIG. 3

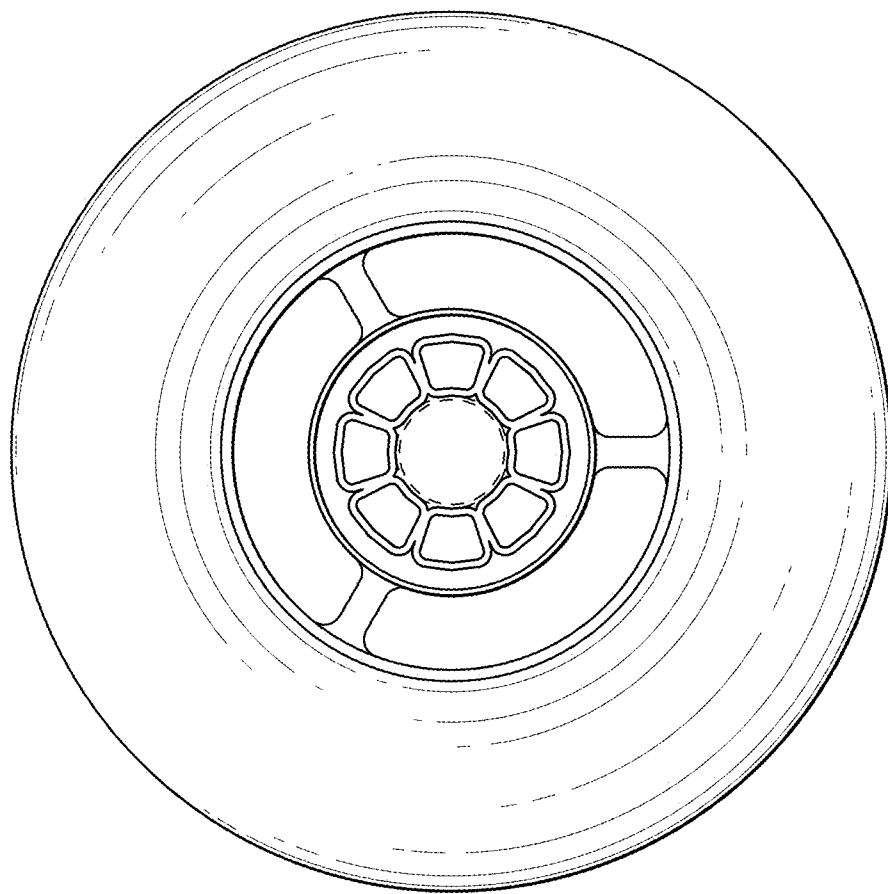


FIG. 4

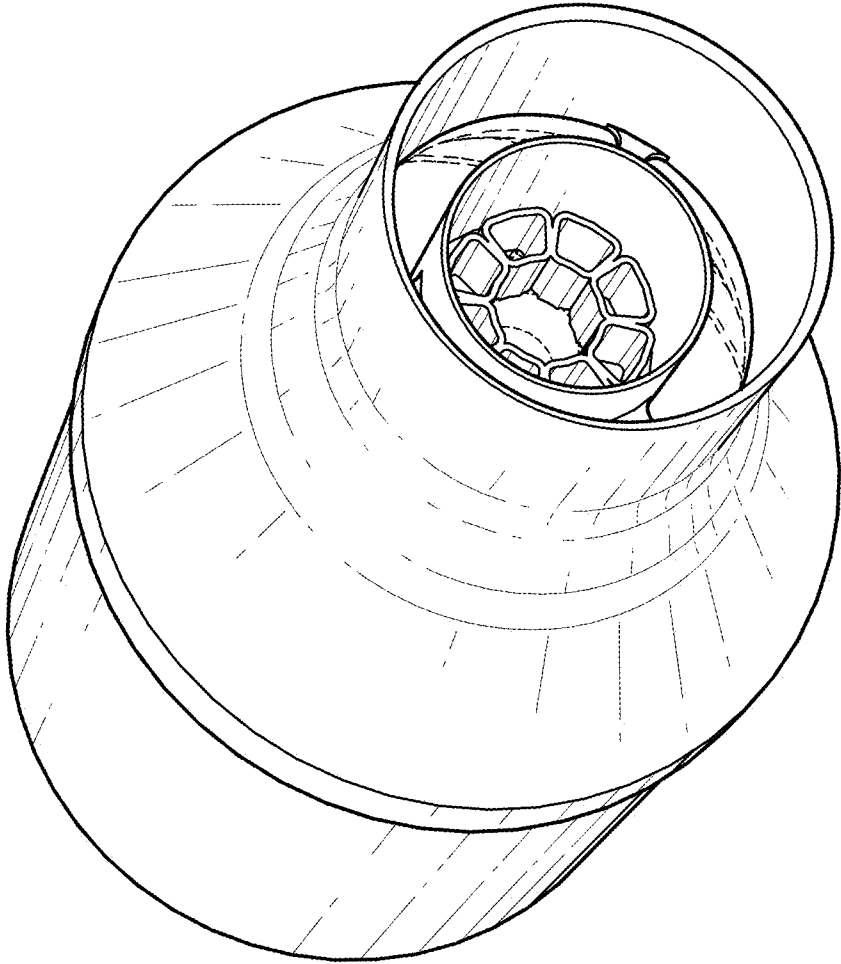


FIG. 5