



(12) **United States Design Patent**
Pearce et al.

(10) **Patent No.:** **US D864,613 S**
(45) **Date of Patent:** **** Oct. 29, 2019**

- (54) **MATTRESS CUSHION**
- (71) Applicant: **Purple Innovation, LLC**, Alpine, UT (US)
- (72) Inventors: **Tony M. Pearce**, Alpine, UT (US);
Andrea N. Pearce, Alpine, UT (US);
Daniel Harmon, Springville, UT (US);
Brett Crockett, South Jordan, UT (US)
- (73) Assignee: **Purple Innovation, LLC**, Alpine, UT (US)
- (**) Term: **15 Years**
- (21) Appl. No.: **29/607,428**
- (22) Filed: **Jun. 13, 2017**

Related U.S. Application Data

- (62) Division of application No. 29/557,601, filed on Mar. 10, 2016, now Pat. No. Des. 799,858.

(51) **LOC (12) Cl.** **06-09**

(52) **U.S. Cl.**
USPC **D6/605**

(58) **Field of Classification Search**
USPC D6/582-583, 587-592, 595-609,
D6/617-622; D21/803-809; D24/183
CPC A47G 9/00; A47G 2009/001; A47G
2009/002; A47G 2009/003; A47G
2009/005; A47G 2009/006; A47G 9/02;
A47G 9/0207; A47G 9/0215; A47G
9/0223; A47G 9/023; A47G 9/0238;
A47G 9/0246; A47G 9/0253; A47G
9/0261; A47G 9/06; A47G 9/062; A47G
9/066; A47G 9/068; A47G 9/08; A47G
2009/0276; A47G 9/0284; A47G 9/0292;
A47G 9/04; A47G 9/10

See application file for complete search history.

(56) **References Cited**

U.S. PATENT DOCUMENTS

D665,615	S	*	8/2012	Frame, Jr.	D6/606
D670,950	S	*	11/2012	Price	D6/605
D690,962	S	*	10/2013	Danileson	D6/605
D707,061	S	*	6/2014	Tjoflat	D6/605
D711,160	S	*	8/2014	Arnold	D6/605
D717,077	S	*	11/2014	Arnold	D6/605
D719,766	S	*	12/2014	Arnold	D6/605
D799,858	S	*	10/2017	Pearce	D6/605
D804,221	S	*	12/2017	Alletto, Jr.	D6/605
D810,472	S	*	2/2018	Wightman	D6/606

(Continued)

Primary Examiner — Mary Ann Calabrese
Assistant Examiner — Jennifer L Rempfer
(74) *Attorney, Agent, or Firm* — Durham Jones & Pinegar, P.C., Intellectual Property Law Group

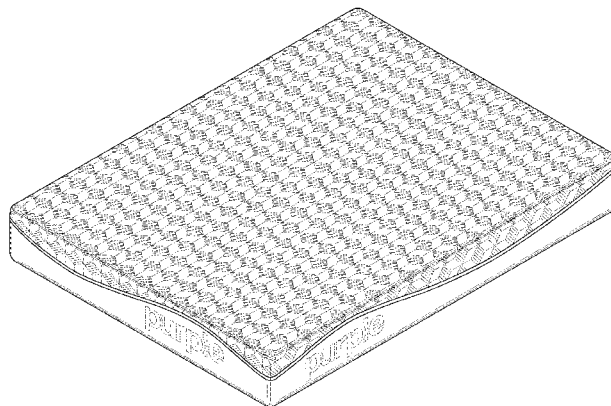
(57) **CLAIM**

The ornamental design for a mattress cushion, as shown and described.

DESCRIPTION

FIG. 1 is a perspective view of a mattress cushion, showing our new design;
FIG. 2 is a front side view of the mattress cushion shown in FIG. 1;
FIG. 3 is a back side view of the mattress cushion shown in FIG. 1;
FIG. 4 is a right side view of the mattress cushion shown in FIG. 1;
FIG. 5 is a left side view of the mattress cushion shown in FIG. 1;
FIG. 6 is a top view of the mattress cushion shown in FIG. 1; and,
FIG. 7 is a bottom view of the mattress cushion shown in FIG. 1.

(Continued)



The broken lines shown in the drawings represent portions of the mattress cushion that form no part of the claimed design.

1 Claim, 5 Drawing Sheets

(56)

References Cited

U.S. PATENT DOCUMENTS

D811,127	S *	2/2018	Bell	D6/605
D811,777	S *	3/2018	Wightman	D6/606
D824,712	S *	8/2018	Rawls-Mechan	D6/718
D830,729	S *	10/2018	Alletto, Jr.	D6/596
D830,730	S *	10/2018	Alletto, Jr.	D6/596
D831,383	S *	10/2018	Alletto, Jr.	D6/596
2017/0254003	A1 *	9/2017	Pearce	D04B 1/02

* cited by examiner

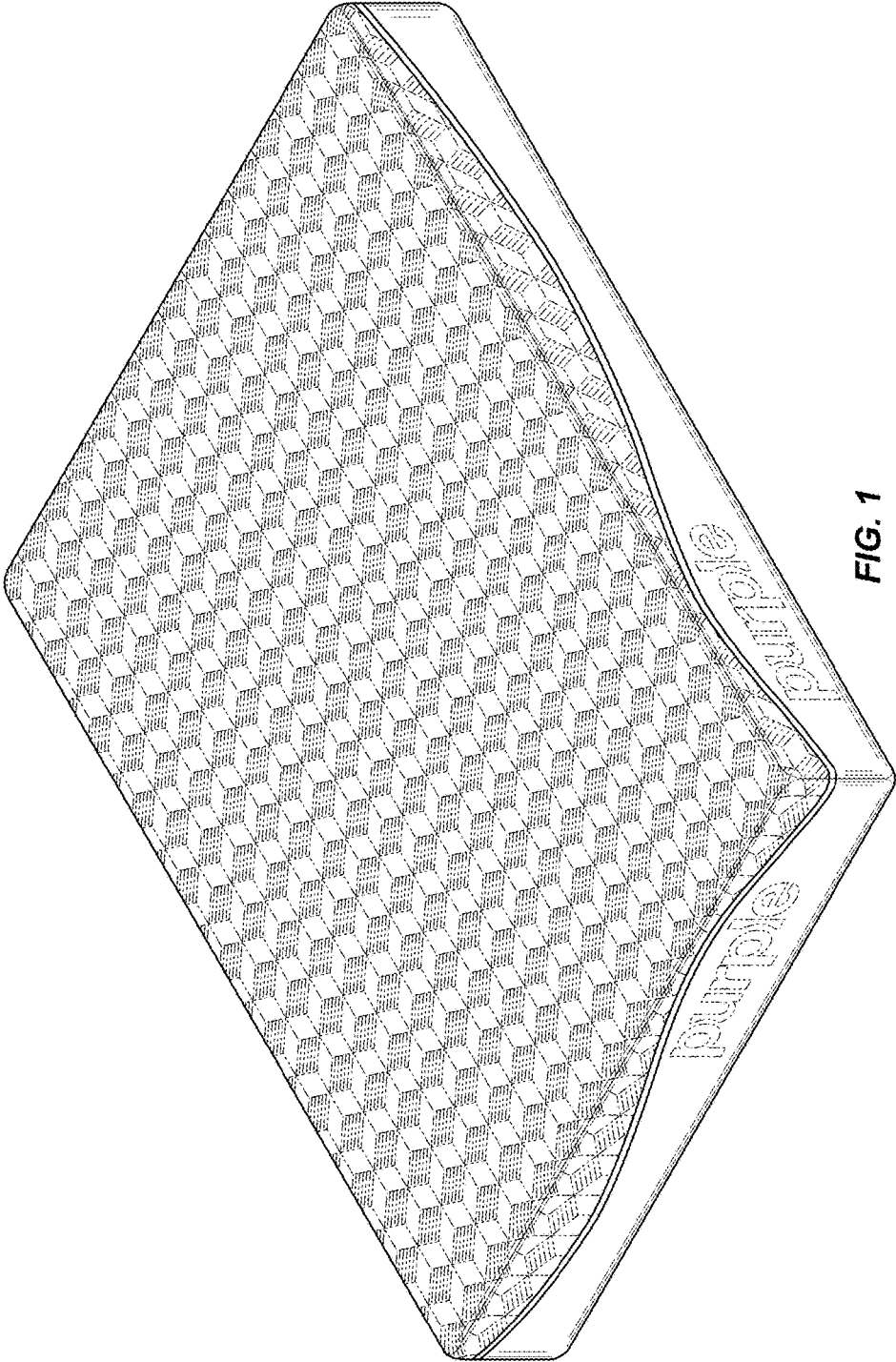


FIG. 1

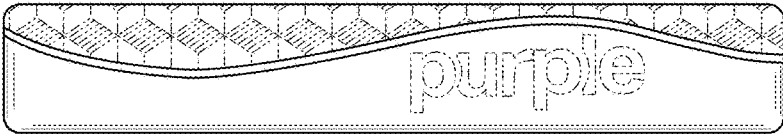


FIG. 2

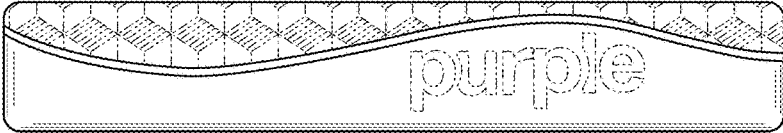


FIG. 3

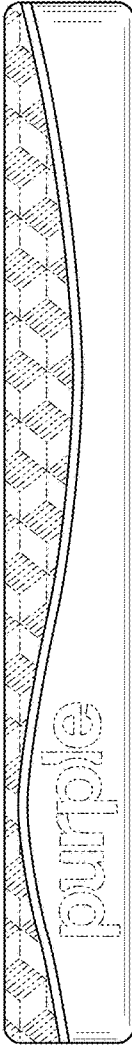


FIG. 4

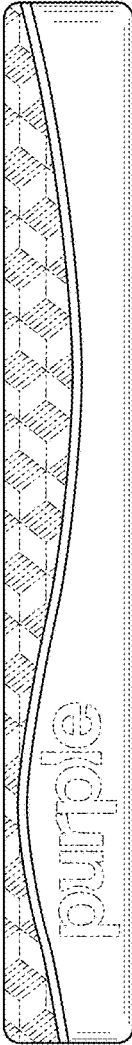


FIG. 5




FIG. 6




FIG. 7