



US00D842713S

(12) **United States Design Patent** (10) **Patent No.:** **US D842,713 S**
Erbacher et al. (45) **Date of Patent:** **** Mar. 12, 2019**

(54) **THERMOSTAT**

(56) **References Cited**

(71) Applicant: **Honeywell International Inc.**, Morris Plains, NJ (US)

U.S. PATENT DOCUMENTS

(72) Inventors: **Jonathan Erbacher**, Minneapolis, MN (US); **Travis Read**, Little Canada, MN (US); **Rajat Shail**, Stevensville, MI (US)

3,152,851 A 10/1964 McLaughlin
D316,681 S 5/1991 Taksuna et al.
D319,403 S 8/1991 Tiedemann
D393,214 S 4/1998 Ingebritson et al.
6,102,749 A 8/2000 Lynn et al.
(Continued)

(73) Assignee: **Honeywell International Inc.**, Morris Plains, NJ (US)

FOREIGN PATENT DOCUMENTS

(**) Term: **15 Years**

DE 102012005465 B3 8/2013
DE 202013101582 U1 8/2014
(Continued)

(21) Appl. No.: **29/610,157**

OTHER PUBLICATIONS

(22) Filed: **Jul. 10, 2017**

The International Search Report for PCT Application Serial No. PCT/US2015/054208, dated Mar. 12, 2015.

(51) **LOC (11) Cl.** **10-04**

(Continued)

(52) **U.S. Cl.**

USPC **D10/50**; D10/60

(58) **Field of Classification Search**

USPC D10/49, 50, 60; D13/162, 162.1, 164, D13/177

CPC . F23N 5/20; F23N 5/203; F23N 5/206; F23N 5/18; F23N 5/184; F23N 5/187; F23N 5/22; F23N 2025/12; F23N 2041/02; F24F 11/00; F24F 11/0012; F24F 11/0009; F24F 11/001; F24F 2011/0057; F24F 2011/0073; F24F 2011/0091; F24F 2011/0094; F24F 2011/0068; F24F 2011/0012; F24F 2011/0015; F24F 2011/0017; F21V 11/16; F21V 33/10; G05B 19/042; G05D 23/01; G05D 23/12; G05D 23/275; G05D 23/1902; G05D 23/1904; G05D 23/27502; G05D 23/27503; G05D 23/1919; G05D 23/19; G05D 23/2723; G05D 23/00; G09F 13/22; G09F 9/53; G06F 1/1684; G06F 1/30; G06F 3/0362; G06F 3/038; H05B 33/0854; H05B 37/0218; H05K 5/0017; H05K 5/0243; H05K 5/00; H05K 5/03; H04M 2250/12; H04M 2250/22

See application file for complete search history.

Primary Examiner — Antoine Duval Davis
(74) *Attorney, Agent, or Firm* — Seager, Tufte & Wickhem LLP

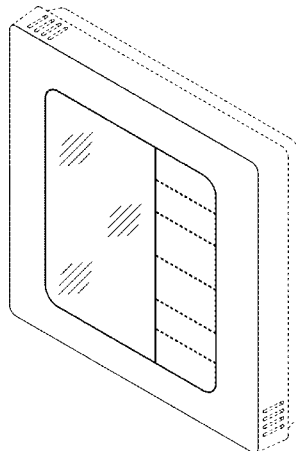
(57) **CLAIM**

The ornamental design for a thermostat, as shown and described.

DESCRIPTION

FIG. 1 is a perspective view of a thermostat; FIG. 2 is a front elevation view of the thermostat of FIG. 1; and, FIGS. 3-6 are left, right, top and bottom views, respectively, of the thermostat of FIG. 1. The portions illustrated in broken lines on the figures depict unclaimed environmental subject matter and form no part of the claimed design.

1 Claim, 6 Drawing Sheets



(56)

References Cited

U.S. PATENT DOCUMENTS

D502,386 S 3/2005 Provenzano et al.
 D506,687 S 6/2005 Takach et al.
 D509,151 S 9/2005 Takach et al.
 D520,885 S 5/2006 Takach et al.
 D525,541 S 7/2006 Barton et al.
 D531,526 S 11/2006 Barton et al.
 D535,572 S 1/2007 Takach et al.
 D535,573 S 1/2007 Barton et al.
 D541,184 S 4/2007 Barton et al.
 D542,677 S 5/2007 Barton et al.
 D551,577 S 9/2007 Barton et al.
 D556,061 S 11/2007 Rosen
 D556,608 S 12/2007 Rhodes
 7,344,422 B2 3/2008 Helmreich
 D578,415 S 10/2008 Edgar
 D580,801 S 11/2008 Takach et al.
 D582,800 S 12/2008 Comerford et al.
 D590,730 S 4/2009 Simard et al.
 D592,982 S 5/2009 Burt et al.
 D595,160 S 6/2009 Fisher et al.
 D596,964 S 7/2009 Wang et al.
 D601,475 S 10/2009 Lagueux
 D666,508 S 9/2012 Beland et al.
 D666,509 S 9/2012 Beland et al.
 D666,510 S 9/2012 Beland et al.
 D666,927 S 9/2012 Krumpe et al.
 8,262,422 B1 9/2012 Chiang
 D678,084 S 3/2013 Beland et al.
 D688,955 S 9/2013 Deligiannis et al.
 D699,130 S 2/2014 Rhodes et al.
 D705,095 S 5/2014 Steinberg et al.
 D720,633 S 1/2015 Novotny et al.
 D725,524 S 3/2015 Takach et al.
 D727,180 S 4/2015 Lai et al.
 D727,857 S 4/2015 Acera et al.
 D733,591 S 7/2015 Golden et al.
 D734,179 S 7/2015 Golden et al.

D738,751 S 9/2015 Edgar
 D738,753 S 9/2015 Edgar
 D738,756 S 9/2015 Jiang et al.
 D742,335 S 11/2015 Yamaguchi
 D744,433 S 12/2015 Baumgartner et al.
 D746,705 S 1/2016 Primiani et al.
 D761,741 S 7/2016 Santiago et al.
 9,423,146 B2 8/2016 Bruce et al.
 D772,085 S 11/2016 Howe et al.
 9,560,922 B2 2/2017 Wunner et al.
 D792,789 S 7/2017 Read et al.
 D797,580 S 9/2017 Read et al.
 D813,177 S * 3/2018 Poulheim D13/164
 2016/0104981 A1 4/2016 Mostoller et al.

FOREIGN PATENT DOCUMENTS

EP 1622224 A1 2/2006
 FR 2935201 A1 2/2010

OTHER PUBLICATIONS

U.S. Appl. No. 29/554,647, filed Feb. 12, 2016.
<https://www.google.com/search?q=thermostat&espv=2&biw=1162&bih=946&source=lnms&tbm=isch&sa=X&ved=0ahUKEwii7vnJ9oTLAhVILhoKHUvuB7cQ...>, "Thermostat—Google Search," 27 pages, printed Feb. 19, 2016.
<https://www.google.com/search?q=thermostat&source=lnms&tbm=isch...>, "Thermostat—Google Search," 24 pages, printed Apr. 18, 2017.
<https://www.google.com/search?q=thermostat&source=lnms&tbm=isch...>, "Thermostat Buttons Screen—Google Search," 37 pages, printed Apr. 18, 2017.
<https://www.google.com/search?q=thermostat&source=lnms&tbm=isch...>, "Thermostat Touch Screen Buttons—Google, Search," 33 pages, printed Apr. 18, 2017.

* cited by examiner

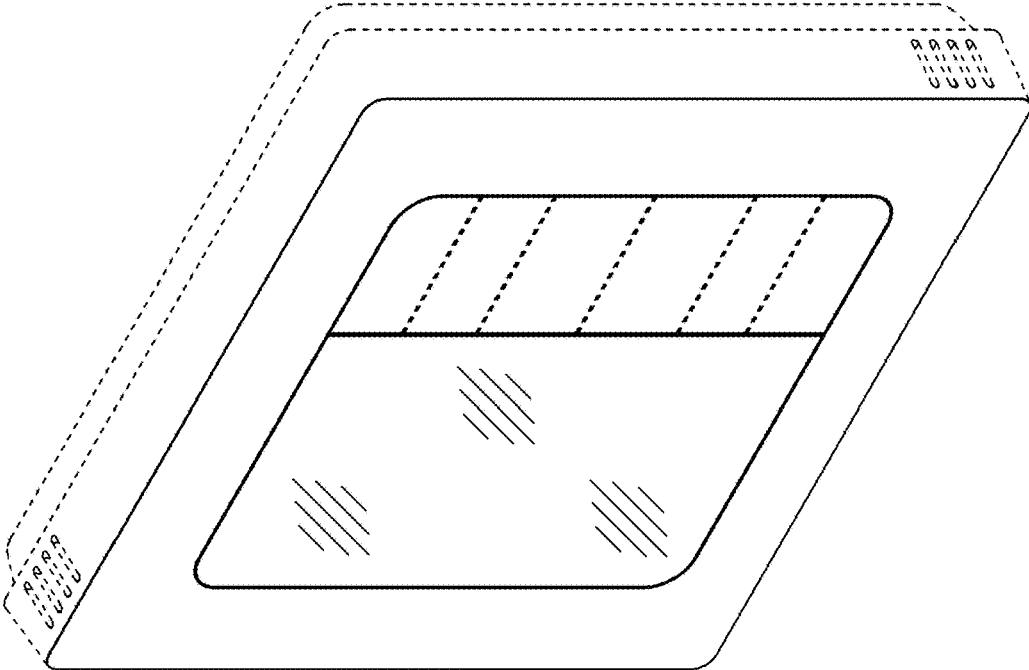


FIG. 1

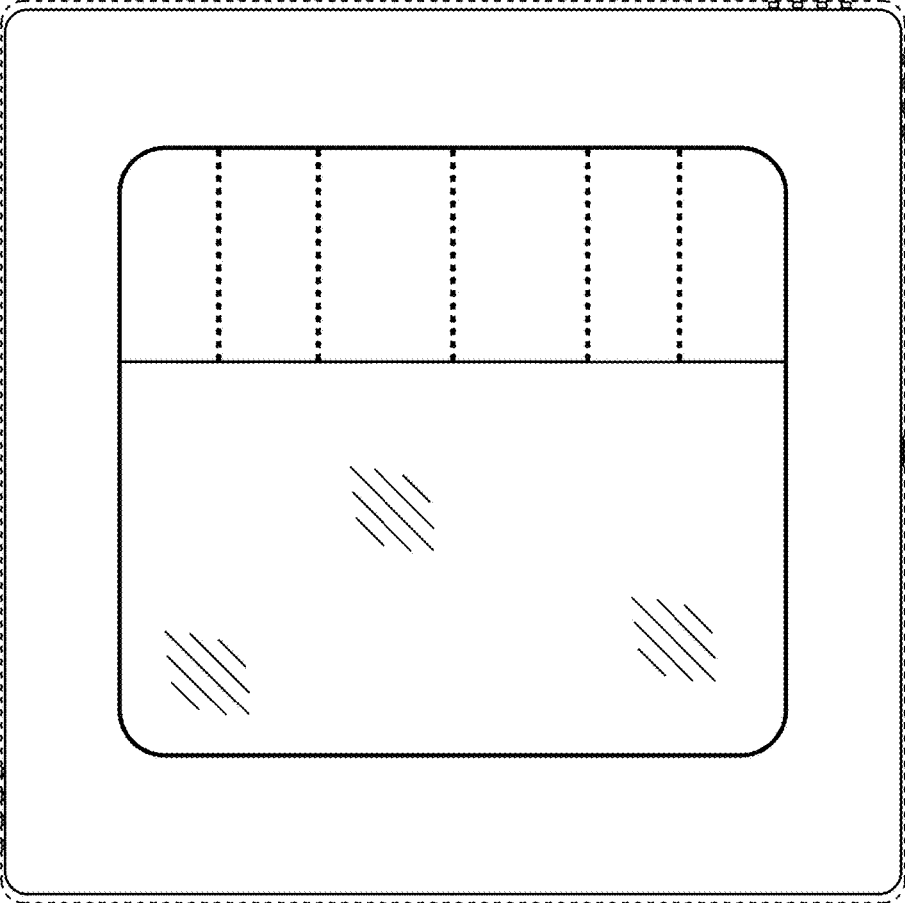


FIG. 2




FIG. 3



FIG. 4

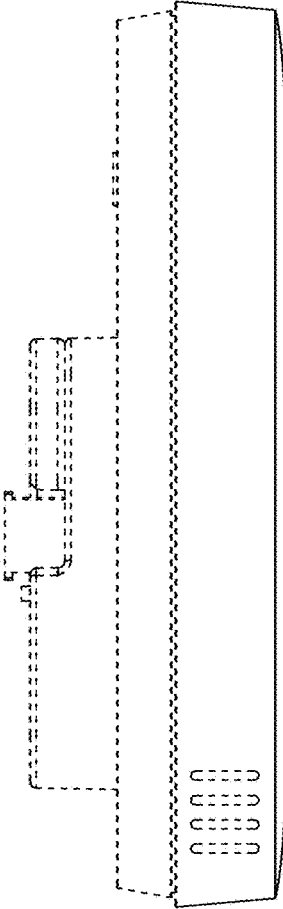


FIG. 5

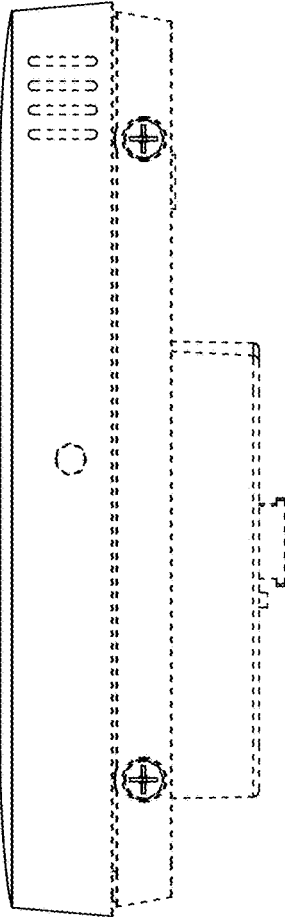


FIG. 6