



US00D702566S

(12) **United States Design Patent**
Chandran

(10) **Patent No.:** **US D702,566 S**

(45) **Date of Patent:** **** Apr. 15, 2014**

(54) **FLUID DELIVERY DEVICE BODY PORTION**

4,708,264 A 11/1987 Bruninga
4,722,478 A 2/1988 Fletcher et al.
D298,962 S 12/1988 Bruninga
D299,516 S 1/1989 Wang

(71) Applicants: **Robert Bosch Tool Corporation**,
Broadview, IL (US); **Robert Bosch**
GmbH, Stuttgart (DE)

(Continued)

(72) Inventor: **Anand Chandran**, Dunlap, IL (US)

OTHER PUBLICATIONS

(73) Assignee: **Robert Bosch GmbH**, Stuttgart (DE)

Amazon.com website pages; published at least as early as Jun. 11, 2008 (10 pages).

(**) Term: **14 Years**

(Continued)

(21) Appl. No.: **29/434,630**

Primary Examiner — Ian Simmons
Assistant Examiner — Richelle G Shelton

(22) Filed: **Oct. 15, 2012**

(74) *Attorney, Agent, or Firm* — Maginot, Moore & Beck

(51) **LOC (10) Cl.** **10-03**

(52) **U.S. Cl.**
USPC **D10/10; D23/245**

(58) **Field of Classification Search**
USPC D10/40; D13/162; D14/128; D15/7-9;
D23/245, 246; D24/108, 111, 129,
D24/169, 186; 128/DIG. 12, DIG. 13;
137/624.11-624.16; 239/67-70;
604/67, 151-155, 246, 248;
700/282-284

(57) **CLAIM**
The ornamental design for a fluid delivery device body portion, as shown and described.

See application file for complete search history.

DESCRIPTION

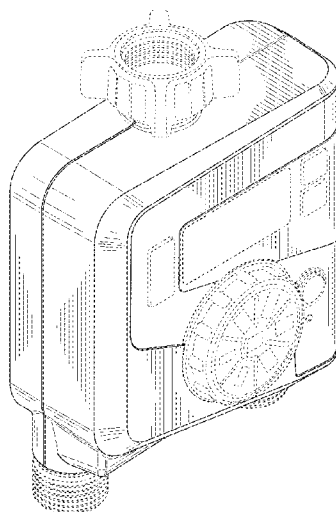
(56) **References Cited**

U.S. PATENT DOCUMENTS

D31,919 S	12/1899	Maxim
D171,993 S	4/1954	Wilson
D191,294 S	9/1961	Charnota
D196,603 S	10/1963	Beinert
3,187,943 A	6/1965	Wolf
D208,451 S	8/1967	Anesi
4,262,842 A	4/1981	Grover, Jr. et al.
D263,069 S	2/1982	Chow et al.
4,335,852 A	6/1982	Chow
4,351,360 A	9/1982	Smyth
D281,808 S	12/1985	Lemkin et al.
4,562,865 A	1/1986	Lemkin et al.
4,592,505 A	6/1986	Bruninga et al.
4,633,905 A	1/1987	Wang

FIG. 1 is a front perspective view of a fluid delivery device body portion showing my new design; FIG. 2 is a rear perspective view showing the design for the fluid delivery device body portion of FIG. 1; FIG. 3 is a front elevational view showing the design for the fluid delivery device body portion of FIG. 1; FIG. 4 is a rear elevational view showing the design for the fluid delivery device body portion of FIG. 1; FIG. 5 is a left side elevational view showing the design for the fluid delivery device body portion of FIG. 1; FIG. 6 is a right side elevational view showing the design for the fluid delivery device body portion of FIG. 1; FIG. 7 is a top plan view showing the design for the fluid delivery device body portion of FIG. 1; and, FIG. 8 is a bottom plan view showing the design for the fluid delivery device body portion of FIG. 1. The broken lines shown in the drawings illustrate portions of the fluid delivery device that form no part of the claimed design.

1 Claim, 8 Drawing Sheets



(56)

References Cited

U.S. PATENT DOCUMENTS

4,797,820 A 1/1989 Wilson et al.
 4,807,664 A 2/1989 Wilson et al.
 D304,224 S 10/1989 Wilson et al.
 D309,175 S 7/1990 Hastings et al.
 5,033,509 A 7/1991 Tsai
 5,050,772 A 9/1991 Brane et al.
 5,082,022 A 1/1992 Boundy
 5,101,859 A 4/1992 Roman
 5,135,168 A 8/1992 Wang
 D336,945 S 6/1993 Tsai
 D365,771 S 1/1996 Clivio
 D377,316 S 1/1997 Roman et al.
 D386,985 S 12/1997 Cameron
 5,715,866 A 2/1998 Granger
 5,826,619 A 10/1998 Roman
 D411,539 S 6/1999 Nagai et al.
 D430,044 S 8/2000 Clivio
 D431,195 S 9/2000 Clivio
 6,283,139 B1 9/2001 Symonds et al.
 D451,037 S 11/2001 Jacobs et al.
 D451,411 S 12/2001 Jacobs et al.
 D451,412 S 12/2001 Jacobs et al.
 6,337,635 B1 1/2002 Ericksen et al.

6,398,185 B1 6/2002 Wang
 D467,187 S 12/2002 Clivio
 D467,821 S 12/2002 Ogawa
 D477,287 S 7/2003 Roman
 D485,502 S 1/2004 Clivio
 6,719,010 B1 4/2004 Yi-Chang
 6,986,364 B1 1/2006 Wang
 D522,495 S 6/2006 Papoula et al.
 D534,441 S 1/2007 Stekelenburg
 7,245,991 B1 7/2007 Woytowitz
 7,252,113 B2 8/2007 Jacobs et al.
 D559,708 S 1/2008 Michael et al.
 D567,680 S 4/2008 Michael et al.
 D567,681 S 4/2008 Michael et al.
 7,404,415 B2 7/2008 Jacobs et al.
 7,574,285 B2 8/2009 Kah, Jr.
 D642,077 S * 7/2011 Nies et al. D10/40
 D657,264 S * 4/2012 Nies et al. D10/40
 2004/0249350 A1 * 12/2004 Rani 604/251
 2008/0255708 A1 10/2008 Nies et al.

OTHER PUBLICATIONS

Doitbest.com website pages; published at least as early as Jun. 11, 2008 (3 pages).

* cited by examiner

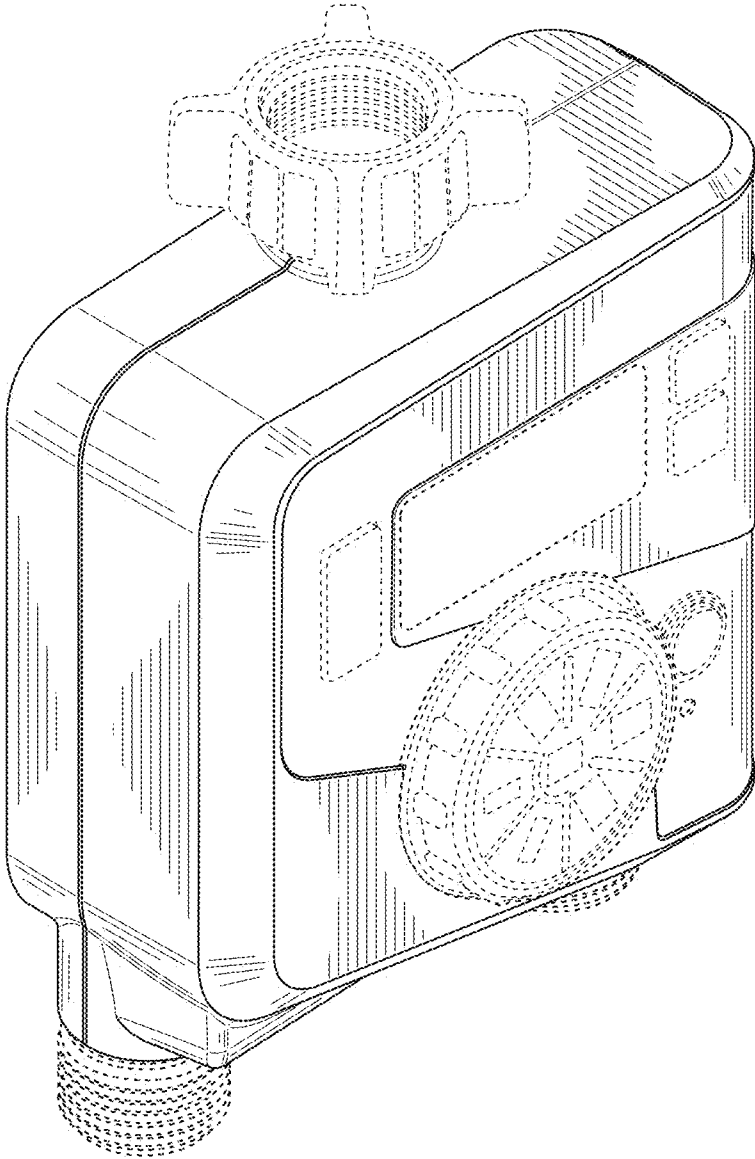


FIG. 1

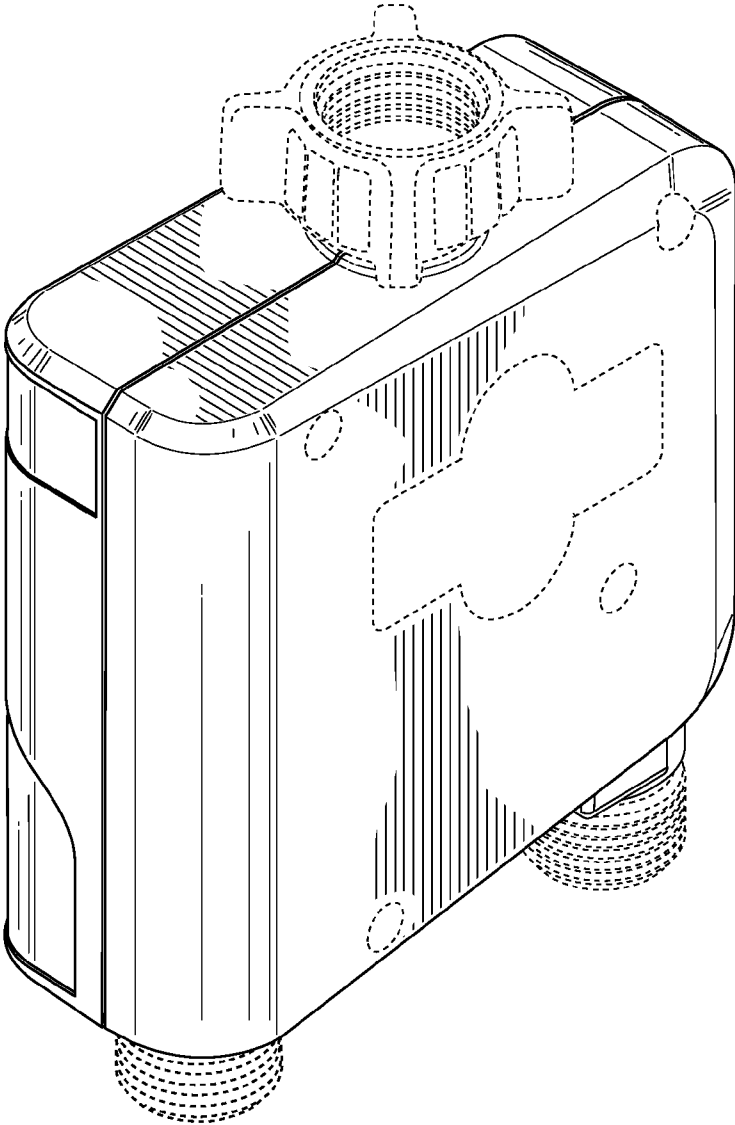


FIG. 2

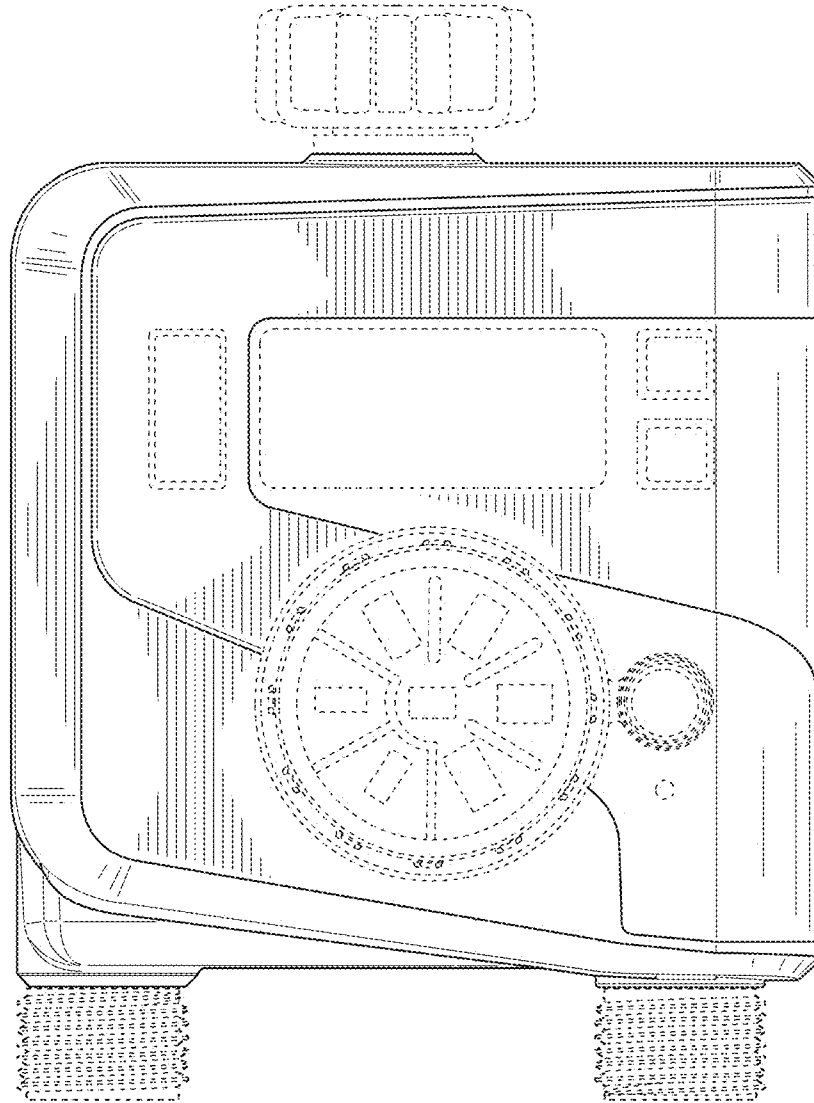


FIG. 3

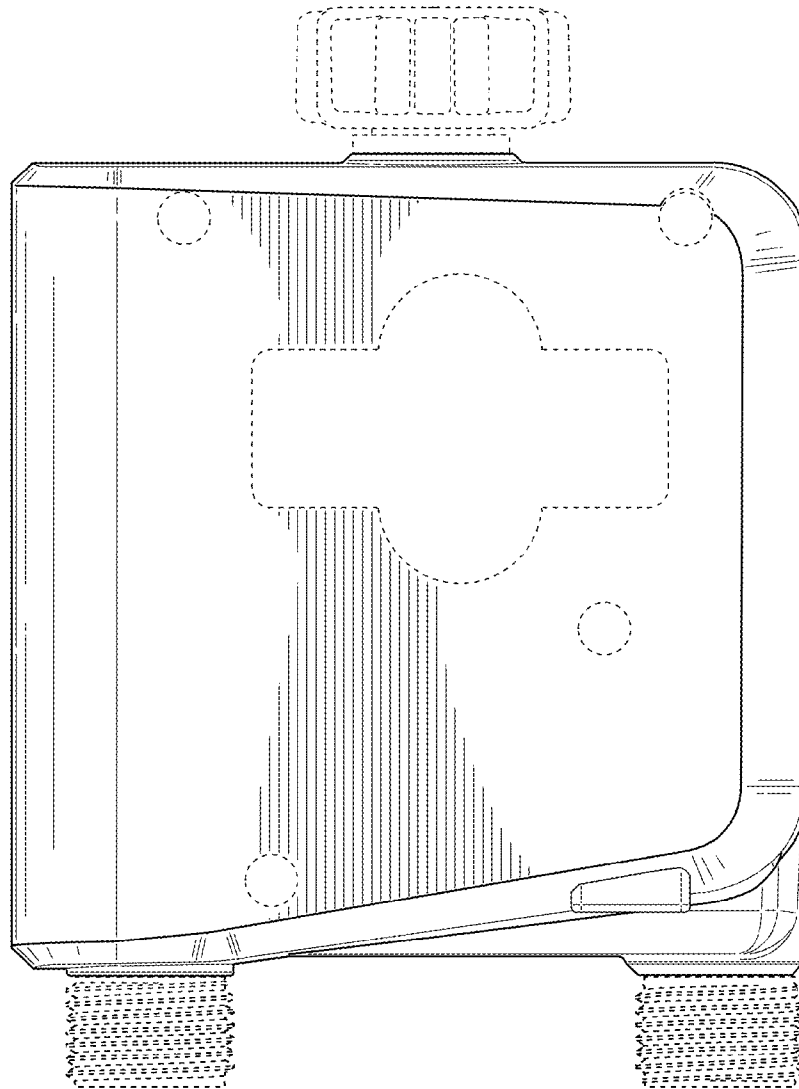


FIG. 4




FIG. 5

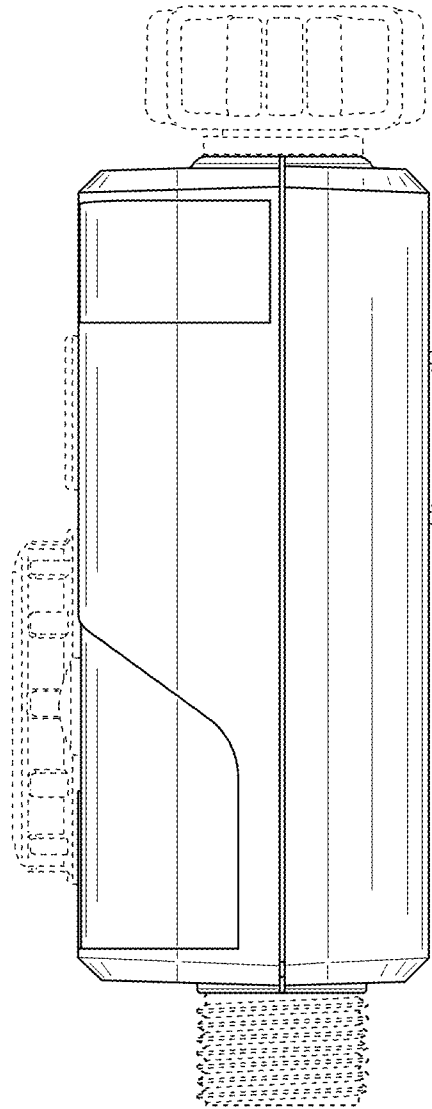


FIG. 6

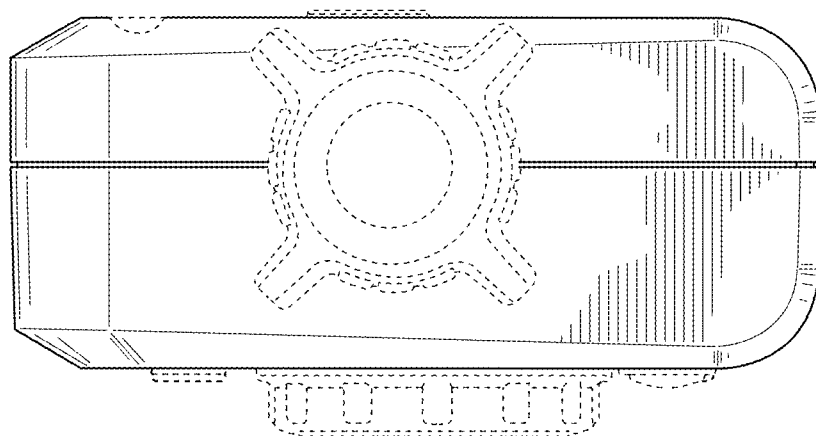


FIG. 7

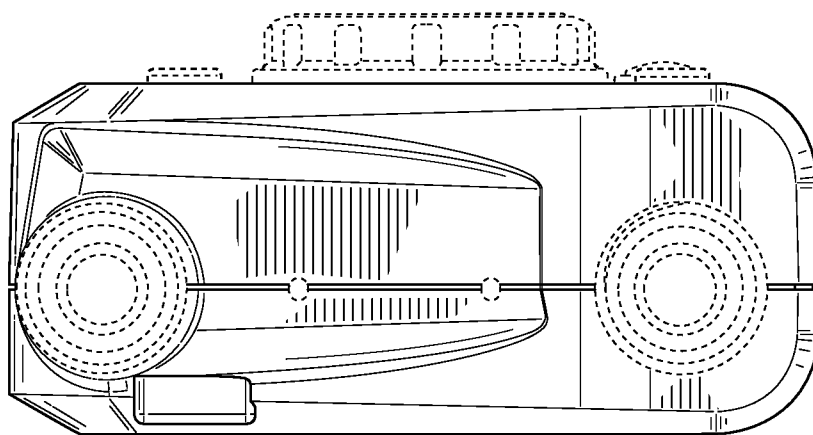


FIG. 8