



US00D442461S

(12) **United States Design Patent** (10) **Patent No.:** **US D442,461 S**
Glessner (45) **Date of Patent:** **** May 22, 2001**

(54) **KNIFE HANDLE**

(57) **CLAIM**

(75) Inventor: **Louis S. Glessner**, Evergreen, CO (US)

The ornamental design for a knife handle, as shown and described.

(73) Assignee: **Spyderco, Inc.**, Golden, CO (US)

(**) Term: **14 Years**

DESCRIPTION

(21) Appl. No.: **29/121,135**

FIG. 1 is a front elevation view of a knife handle, showing my new design, the broken lines representing environment and being no part of the claimed design.

(22) Filed: **Mar. 30, 2000**

(51) **LOC (7) Cl.** **08-03**

FIG. 2 is a top plan view of the knife handle illustrated in FIG. 1;

(52) **U.S. Cl.** **D8/99; D8/107**

(58) **Field of Search** **D8/98, 99, 100, D8/107; D22/118; 30/151, 152, 153, 154, 155, 156, 157, 158, 159, 160, 161, 162**

FIG. 3 is a rear elevation view of the knife handle illustrated in FIG. 1;

(56) **References Cited**

FIG. 4 is a bottom plan view of the knife handle illustrated in FIG. 1;

U.S. PATENT DOCUMENTS

D. 302,934 8/1989 Finn D8/99
D. 367,599 3/1996 Sakai D8/99

FIG. 5 is a left end view of the knife handle illustrated in FIG. 1; and,

OTHER PUBLICATIONS

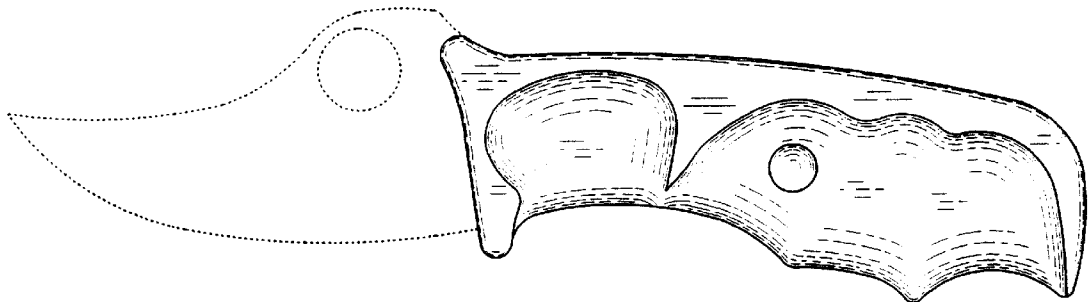
FIG. 6 is a right end view of the knife handle illustrated in FIG. 1;

Gall's Catalog, p. 173, Jul. 31, 1994.

Primary Examiner—Philip S. Hyder

(74) *Attorney, Agent, or Firm*—Sheridan Ross P.C.

1 Claim, 3 Drawing Sheets



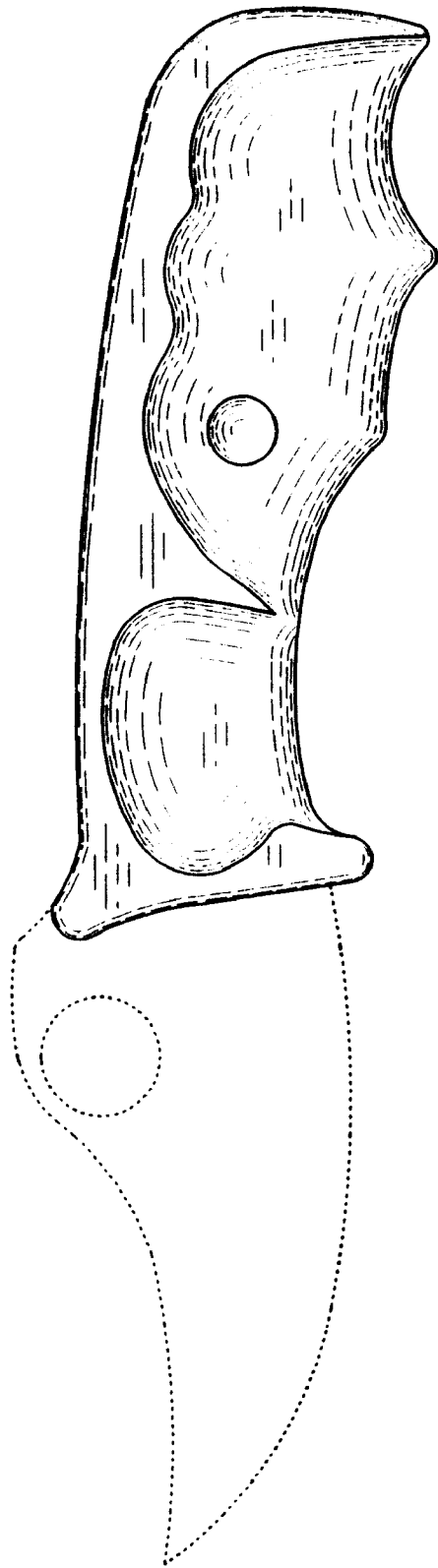


Fig. 1



Fig. 2

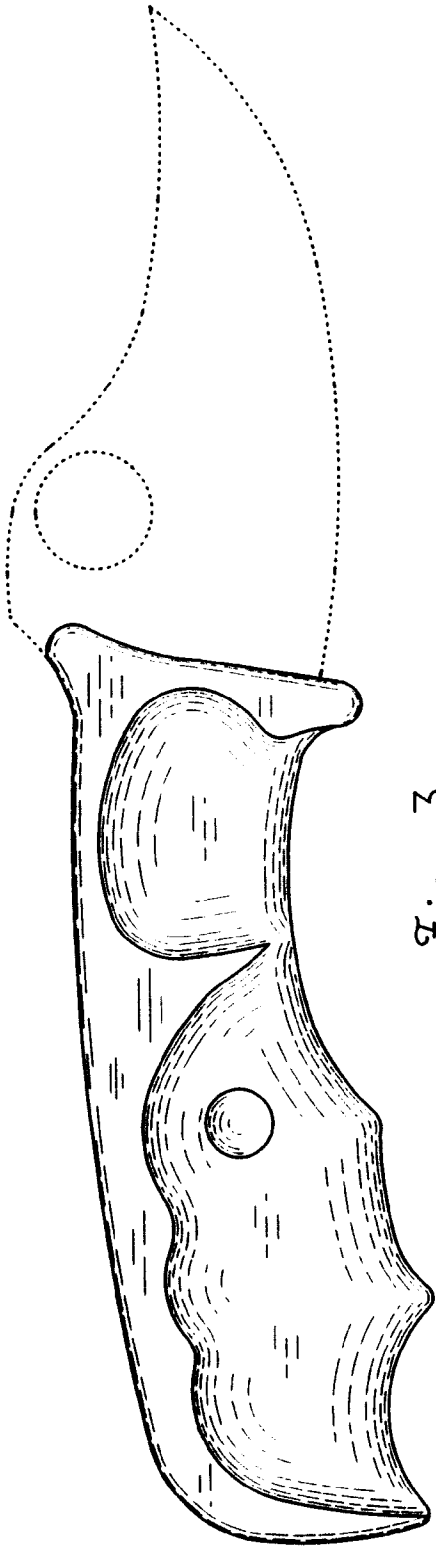


Fig. 3




Fig. 4

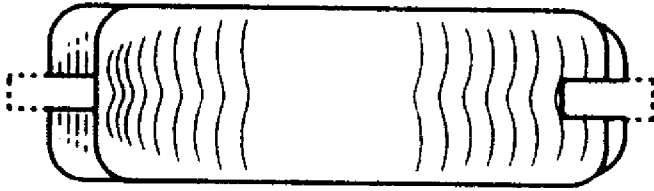


Fig. 6

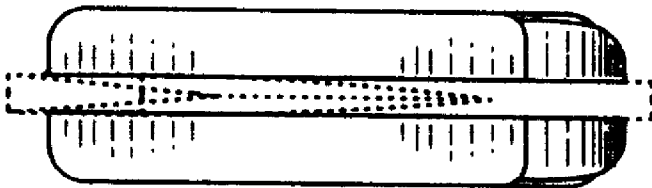


Fig. 5