



(12) **United States Design Patent**
Gimpel et al.

(10) **Patent No.:** **US D645,090 S**
(45) **Date of Patent:** **** Sep. 13, 2011**

- (54) **RETRACTABLE BANNER STAND**
- (75) Inventors: **Dixon Gimpel**, Prior Lake, MN (US);
Scott Parizek, Lakeville, MN (US)
- (73) Assignee: **Skyline Displays, Inc.**, Eagan, MN (US)
- (**) Term: **14 Years**
- (21) Appl. No.: **29/346,215**
- (22) Filed: **Oct. 28, 2009**
- (51) **LOC (9) Cl.** **20-03**
- (52) **U.S. Cl.** **D20/10**
- (58) **Field of Classification Search** D20/10,
D20/11, 19, 22, 27, 29, 35, 37, 39, 43, 99;
40/1, 124.01–124.09, 124.11–124.19, 124.191,
40/446, 514, 538–542, 553, 559, 563, 564,
40/570, 574, 577, 581, 584, 594, 600, 601,
40/602.12, 603–605, 606.01, 607.4, 610,
40/611.01, 617, 624; D6/332; D10/104,
D10/109; 248/166; 359/461; 362/812
See application file for complete search history.

(56) **References Cited**

U.S. PATENT DOCUMENTS

638,434	A	*	12/1899	Woodman	40/624
4,700,498	A	*	10/1987	Perutz et al.	40/603
D391,298	S	*	2/1998	Johnson et al.	D20/10
5,798,861	A	*	8/1998	Doat	359/461
6,370,803	B1	*	4/2002	Burquest	40/607.04
D468,362	S	*	1/2003	Zarelius	D20/99
6,571,496	B2	*	6/2003	Zarelius	40/514
6,643,966	B2	*	11/2003	Schmitt	40/610
7,237,350	B1	*	7/2007	Zarelius	40/610
7,337,567	B2	*	3/2008	Fritsche et al.	40/603
D578,574	S	*	10/2008	Lundgren	D20/99
D598,501	S	*	8/2009	Merner et al.	D20/43
D608,830	S	*	1/2010	Taylor et al.	D20/10
D608,831	S	*	1/2010	Taylor et al.	D20/10
D611,102	S	*	3/2010	Taylor et al.	D20/10
D613,798	S	*	4/2010	Taylor et al.	D20/10

(Continued)

FOREIGN PATENT DOCUMENTS

KR 20-0249128 Y1 10/2001

OTHER PUBLICATIONS

Application and File history for U.S. Appl. No. 12/691,486, filed Jan. 21, 2010. Inventors: Scott Parizek et al.

(Continued)

Primary Examiner — Mary Ann Calabrese

(74) *Attorney, Agent, or Firm* — Patterson Thuent Christensen Pedersen P.A.

(57) **CLAIM**

We claim the ornamental design for retractable banner stand, as shown.

DESCRIPTION

FIG. 1 is a front perspective view of a retractable banner stand according to the invention with the banner extended.

FIG. 2 is a rear perspective view of a retractable banner stand according to the invention with the banner extended.

FIG. 3 is an end view of a retractable banner stand according to the invention with the banner extended. The view from the opposite side being a mirror image thereof.

FIG. 4 is a front perspective view of a retractable banner stand according to the invention with the banner retracted.


FIG. 5 is a rear perspective view of a retractable banner stand according to the invention with the banner retracted.

FIG. 6 is an end elevational view of a retractable banner stand according to the invention with the banner retracted. The view from the opposite side being a mirror image thereof; and,

FIG. 7 is a top plan view of a retractable banner stand according to the invention with the banner retracted.

The dashed lines illustrate features or environment that are not part of the claimed invention.

1 Claim, 7 Drawing Sheets



US D645,090 S

Page 2

U.S. PATENT DOCUMENTS

D616,944	S *	6/2010	Taylor et al.	D20/10
D620,529	S *	7/2010	Taylor et al.	D20/10
D620,530	S *	7/2010	Taylor et al.	D20/10
2002/0050083	A1 *	5/2002	Zarelius	40/514
2002/0121034	A1 *	9/2002	Schmitt	40/604
2005/0081413	A1	4/2005	Ko	
2005/0166430	A1 *	8/2005	Zarelius	40/600
2008/0005945	A1 *	1/2008	Fritsche et al.	40/603
2009/0056184	A1 *	3/2009	Fritsche et al.	40/604
2010/0050489	A1 *	3/2010	Merner et al.	40/604
2010/0139135	A1 *	6/2010	Taylor et al.	40/541
2010/0146832	A1 *	6/2010	Gimpel et al.	40/604

OTHER PUBLICATIONS

Application and File history for U.S. Appl. No. 29/346,216, filed Oct. 28, 2009. Inventors: Dixon Gimpel et al.

Application and File history for U.S. Appl. No. 29/346,217, filed Oct. 28, 2009. Inventors: Dixon Gimpel et al.

Application and File history for U.S. Appl. No. 12/607,920, filed Jan. 21, 2010. Inventors: Scott Parizek et al.

* cited by examiner

Fig. 1


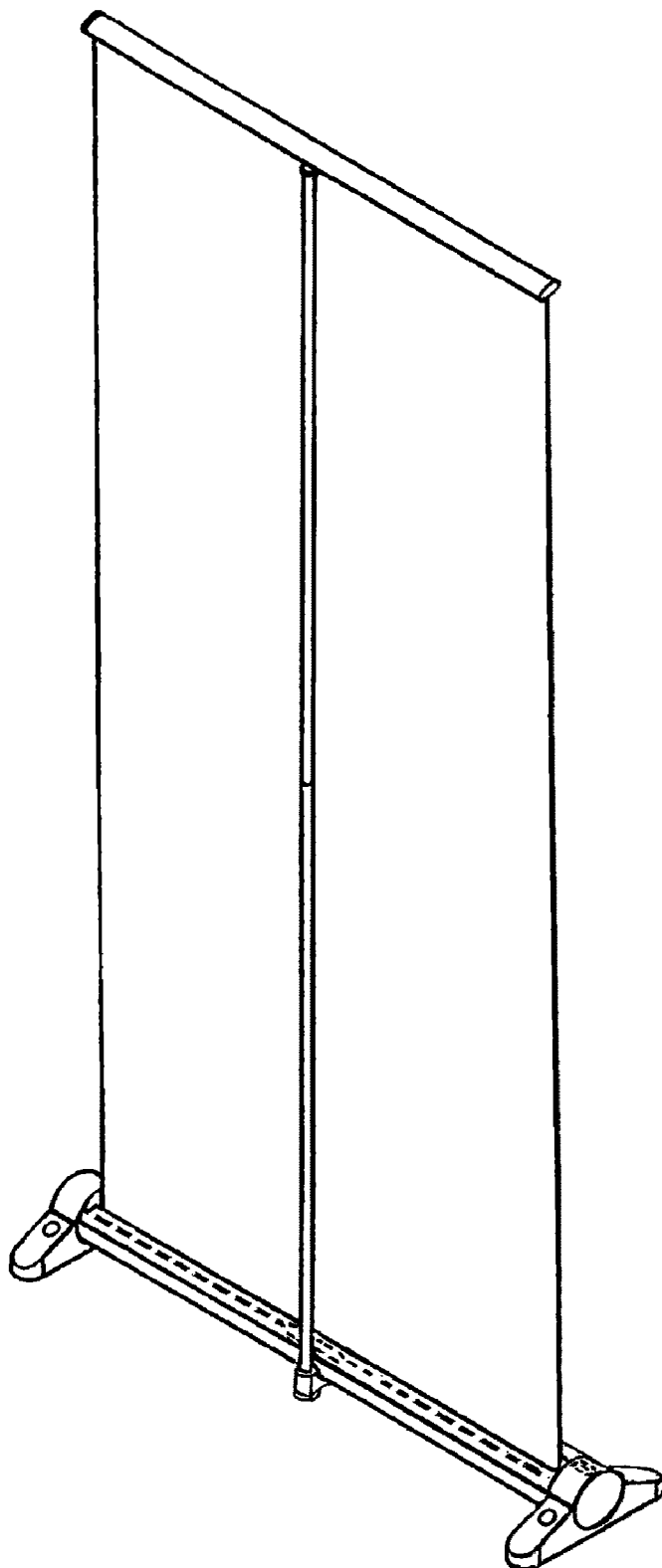


Fig. 2



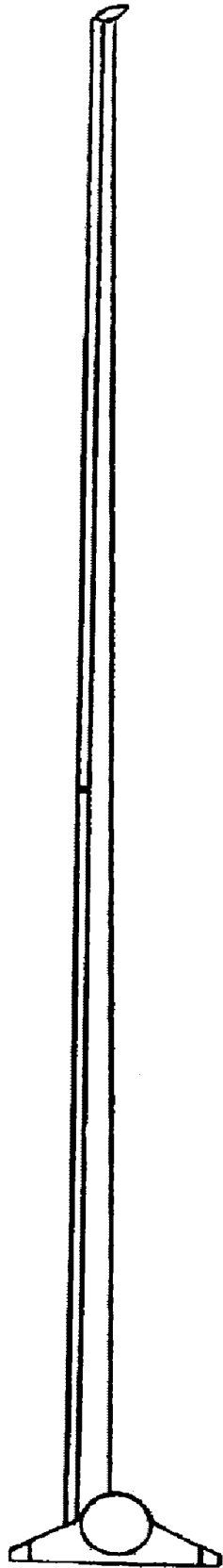


Fig. 3

Fig. 4

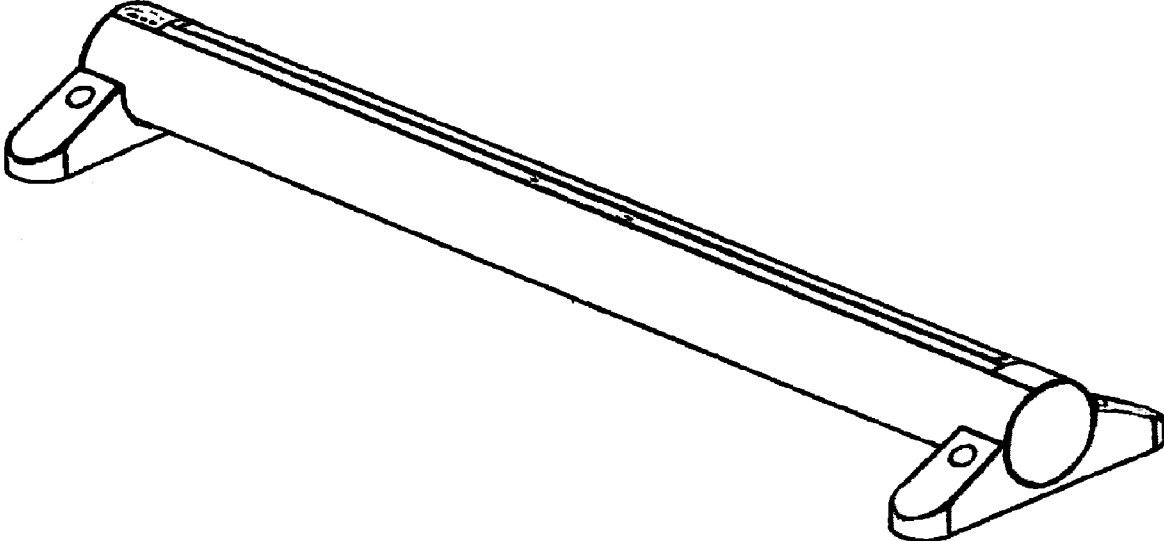


Fig. 5

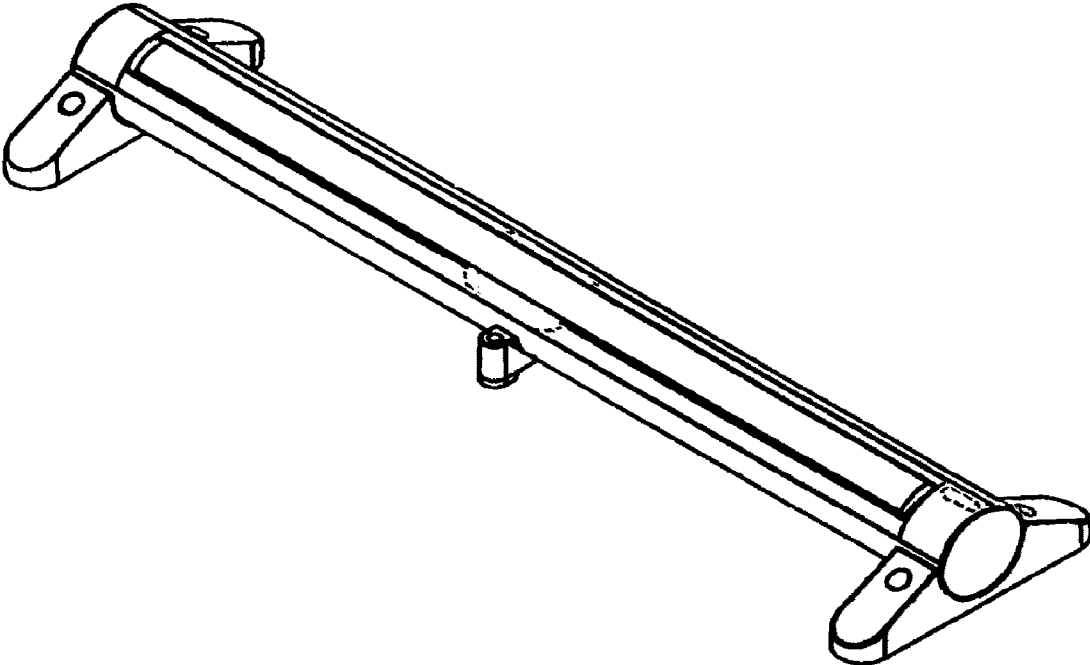


Fig. 6




Fig. 7

