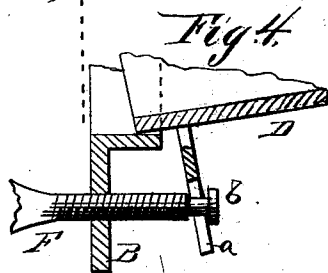
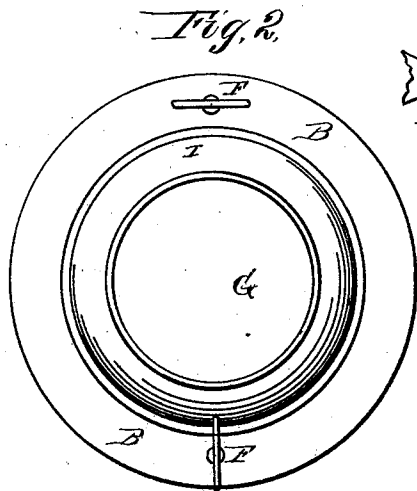
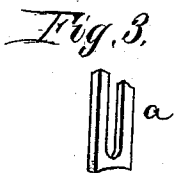
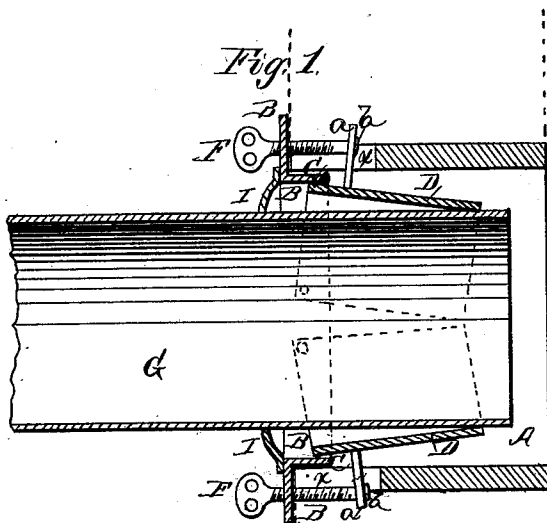


N. D. MOREY.
Stove-Pipe Thimble.

No. 215,149.

Patented May 6, 1879.



Witnesses:
W. C. M. Arthur
John C. Rogers

per.

Inventors
Nathan D. Morey
T. J. Alexander-Kelliott
Attorneys.

UNITED STATES PATENT OFFICE.

NATHAN D. MOREY, OF SARATOGA SPRINGS, NEW YORK.

IMPROVEMENT IN STOVE-PIPE THIMBLES.

Specification forming part of Letters Patent No. **215,149**, dated May 6, 1879; application filed March 14, 1879.

To all whom it may concern:

Be it known that I, NATHAN D. MOREY, of Saratoga Springs, in the county of Saratoga and State of New York, have invented certain new and useful Improvements in Stove-Pipe Thimbles; and I do hereby declare that the following is a full, clear, and exact description thereof, reference being had to the accompanying drawings, and to the letters of reference marked thereon, which form part of this specification.

The nature of my invention consists in the construction and arrangement of a device for fastening stove-pipes in thimbles, as will be hereinafter more fully set forth.

In order to enable others skilled in the art to which my invention appertains to make and use the same, I will now proceed to describe its construction and operation, referring to the annexed drawings, in which—

Figure 1 is a central longitudinal section, and Fig. 2 a front view. Figs. 3 and 4 are enlarged detail views of parts of my invention.

A represents an ordinary stove-pipe thimble as fastened in the wall. B is a metal collar of any suitable dimensions, provided around its inner circumference with an inwardly-projecting rim or flange, C, which projects into the stove-pipe thimble A. Within the flange C are two segmental jaws, D D, pivoted at their outer corners to said flange. These jaws are provided with slotted arms *a a*, one projecting outward from the center of each jaw. Corresponding with the two slotted arms *a a* are two screws, F F, which are screwed from the front through the collar B, and have their in-

ner ends circumferentially grooved or headed, as shown at *b*, and fitted in the slotted arms.

To the outer side of the collar B is attached a rim, I, to fit around the stove-pipe G when the same is inserted in the thimble. After the stove-pipe has been fitted in place the jaws or lips D D are turned upon their pivots by means of the thumb-screws F F, so as to close against and clamp the stove-pipe, thereby holding the same in the center of the thimble, and so that it cannot move out or in.

The thimble A is provided on opposite sides with slots *x x* for the passage of the arms *a a*, and the collar B is to be fastened to the thimble by any suitable or convenient means.

Having thus fully described my invention, what I claim as new, and desire to secure by Letters Patent, is—

1. A stove-pipe fastener composed of a collar with pivoted jaws or lips operated by thumb-screws, or equivalent means, for clamping the stove-pipe, substantially as herein set forth.

2. The combination of the collar B, the pivoted jaws or lips D, having projecting slotted arms *a*, and the thumb-screws F, passing through the collar and swiveled in the arms, substantially as and for the purposes herein set forth.

In testimony that I claim the foregoing as my own I affix my signature in presence of two witnesses.

NATHAN D. MOREY.

Witnesses:

H. T. WALBRIDGE,
G. W. AINSWORTH.