

(12) INNOVATION PATENT
(19) AUSTRALIAN PATENT OFFICE

(11) Application No. **AU 2003100960 A4**

(54) Title
Insulating Sleeve for a Glass

(51)⁷ International Patent Classification(s)
A47G 023/02

(21) Application No: **2003100960**

(22) Date of Filing: **2003.11.21**

(45) Publication Date: **2004.01.22**

(45) Publication Journal Date: **2004.01.22**

(45) Granted Journal Date: **2004.01.22**

(71) Applicant(s)
Phillip Donnelly; Rayna Donnelly

(72) Inventor(s)
Donnelly, Rayna; Donnelly, Phillip

(74) Agent / Attorney
Cullen & Co, 239 George Street, Brisbane, QLD, 4000

Abstract

An insulated sleeve for a glass comprising a body member of insulating material, the body member adapted to define at least one opening to receive a glass therein.

FIGURE 1

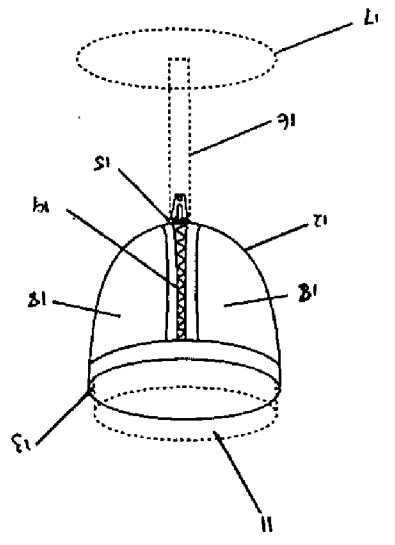
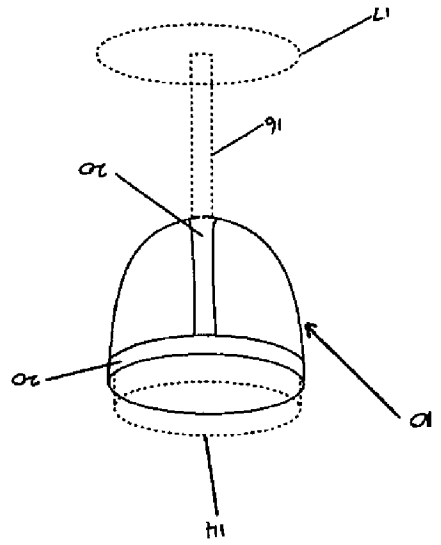


FIGURE 2



1/2

INSULATING SLEEVE FOR A GLASS

Field of the Invention.

The present invention relates to coolers for drinks and in particular to
5 an insulating sleeve for a glass for maintaining the temperature of a drink when in a
glass, for example a wine glass.

Background Art.

Cooling sleeves for drinks and drink containers are quite well known.
10 In particular, cooling sleeves for beer bottles (stubby) or drink cans are
well known. When first used, these types of coolers were manufactured from
polystyrene and were rigid tube-shaped sleeves with a fixed diameter opening for
holding the drink.

A later development was directed towards solving the problem that the
15 polystyrene coolers were brittle and were easily damaged. The development
comprised the provision of a rigid plastic sleeve around the polystyrene cooler to
provide protection for the cooler. The plastic was generally printed with a pattern.

A further development of coolers was the neoprene cooler for bottles.
These coolers were formed from tubes of neoprene, either with or without a base wall.
20 Due to the resilient nature of neoprene, the cooler was dimensioned to be slightly
smaller in diameter than the bottle or can it was to contain and therefore the cooler is
slightly deformed as the bottle or can is inserted therein and holds the container tightly
therein.

These neoprene coolers have been used in the past for individual
25 bottles and cans and elongated versions have been provided for holding more than one
bottle or can.

Not all persons are comfortable drinking directly from a can or bottle.
This is particularly the case where a drink may be served in a bottle or other container
which holds more than one serving of drink, for example a larger bottle or wine bottle.

30 It is particularly evident that when drinking wine, glasses are used.
These glasses suffer from the same or similar disadvantages as a bottle suffers, namely
cooling or heating of the contents of the glass according to the ambient temperature.

The change in temperature may be further contributed to by a person's body heat when holding a glass for extended periods. Wine glasses and other glasses with stems are particularly problematic as the bowl of the glass may be spaced from the base of the glass such that conventional coolers for bottles and cans cannot be used with
5 stemmed glasses.

A need therefore exists for a simple, cheap, portable insulating sleeve which is particularly adapted for use with glasses, for example wine glasses.

It will be clearly understood that, if a prior art publication is referred to herein, this reference does not constitute an admission that the publication forms part
10 of the common general knowledge in the art in Australia or in any other country.

Summary of the Invention.

The present invention is directed to an insulating sleeve for a glass, which may at least partially overcome at least one of the abovementioned
15 disadvantages or provide the consumer with a useful or commercial choice.

In one form the invention resides in an insulated sleeve for a glass comprising a body member of insulating material, the body member adapted to define at least one opening to receive a glass therein.

In use, the invention may find particular application when used with
20 wine or other stemmed glasses.

According to a preferred embodiment, the insulated sleeve may define a large opening therein in order to allow the rim of the bowl of the glass to be available to a user to drink from. A second smaller opening may be defined to accommodate the stem of the glass. The insulated sleeve of this embodiment may
25 therefore be adapted to insulate or cover the bowl of the glass, but leave the remainder of the glass, particularly the stem and foot of the glass free.

The insulating sleeve may be shaped to accommodate glasses having different shapes. For example, it is known that white wine glasses are shaped differently to red wine glasses which are shaped differently to glasses used for
30 champagne or other sparkling wine varieties. The shape of the body member may be shaped to correspond to the shape of the bowl of the glasses with which it will mainly be used.

The insulating material used may preferably be neoprene which is a synthetic rubber, but other resilient insulating materials may be used. Neoprene has a high resistance to heat and petroleum based products, and was first used for hoses and insulation for cables. Due to its flexibility, durability and insulation properties, it has
5 found particular application as a material for wet suits.

The neoprene used in the manufacture of the insulating sleeve may feature "shape memory". If the item is squashed, it will pop back into shape in a short time. The body of the insulating sleeve may suitably be slightly smaller than the bowl of the glass with which it is used in order to provide a snug fit of the bowl of the glass
10 in the body member.

The material may be used in differing thicknesses and be available in thickness ranging from 2mm to 10 mm, depending on the product. Preferably, the thickness will be about 3mm.

The body member may be covered on both sides by coloured absorbent jersey or other material in order to provide additional protection, grip enhancing
15 qualities or aesthetic qualities.

The body member may be formed from a substantially planar member which may be folded, wrapped or even sewn into shape. The body member may for example, be wrapped about the bowl of the glass and secured about the bowl by clips,
20 zips, Velcro or any other attachment means.

According to a particularly preferred embodiment, the body member may be formed of two substantially similar planar portions. The two planar portions may be sewn together along an edge of each. The opposing edges may be associated with one another to define the at least one opening to receive a glass. The association
25 may be made using a releasable closure means such as a zip, one or more clips or Velcro. Preferably, the closure means may be adapted to allow the at least one opening in the body member to be enlarged prior to receiving the glass and then reduced so that the body member snugly receives the glass therein.

The portions of the body member may be glued together using a two
30 part neoprene adhesive. Alternatively, the portions may be sewn together to form a more durable association. The seams so formed by sewing may be zigzag or

overlocking stitching, depending on the product. A strong thread may be used, preferably of polyester/cotton blend.

5 The body member may include piping or edging to enhance the durability or aesthetic qualities. The piping may be between 5mm and 20mm in width depending on the product. The piping may be attached to the body member by overlocking using a polyester/cotton blend stitching.

According to a particularly preferred embodiment, the closure means may be or comprise a zip. The zip may be light or heavy duty, depending on the size of the product and the thickness of the sleeve.

10 The zip may be a nylon or plastic zip, having a metal slider. It may be attached adjacent to an edge of the portions using a running or over locking stitching.

Brief Description of the Drawings.

Various embodiments of the invention will be described with reference
15 to the following drawings, in which:

Figure 1 is a front elevation view of an insulated sleeve according to an aspect of the present invention.

Figure 2 is a front elevation view of the insulated sleeve illustrated in
Figure 1.

20 Figure 3 is a bottom elevation view of the insulated sleeve illustrated in Figure 1.

Figure 4 is a bottom elevation view of an insulated sleeve of a different size to that shown in Figures 1 to 3.

Detailed Description of the Invention.

25 According to an aspect of the present invention, an insulated sleeve 10 for a glass 11 is provided.

The insulated sleeve 10 for a glass 11 as illustrated in Figures 1 to 3 comprises a body member 12 of insulating material.

30 The insulated sleeve 10 defines a large opening 13 therein in order to allow the rim of the bowl 14 of the glass to be available to a user to drink from. A second smaller opening 15 is defined to accommodate the stem 16 of the glass

allowing the stem 16 to extend through the smaller opening 15. The insulated sleeve 10 of this embodiment is adapted to insulate or cover the bowl 14 of the glass, but leave the remainder of the glass, particularly the stem 16 and foot 17 of the glass free.

5 The insulating sleeve 10 is shaped to accommodate glasses 11 having different shapes. For example, it is known that white wine glasses are shaped differently to red wine glasses which are shaped differently to glasses used for champagne or other sparkling wine varieties. An example of a smaller insulated sleeve is shown in Figure 4. The shape of the body member 12 corresponds to the shape of the bowl 14 of the glass with which it will mainly be used.

10 The insulating material used is neoprene but other resilient insulating materials may be used.

The neoprene used in the manufacture of the insulating sleeve 10 is resilient and has "shape memory". If the item is squashed, it will pop back into shape in a short time. The body 12 of the insulating sleeve is slightly smaller than the bowl 15 14 of the glass with which it is used in order to provide a snug fit of the bowl 14 of the glass 11 in the body member 12.

The body member 12 is formed of two substantially similar, planar portions 18 sewn together along an edge of each. The opposing edges are associated with one another to define the large and small openings to receive the glass 11. The 20 association is made using a releasable closure means such as a zip 19, as illustrated. The zip 19 allows the small opening 15 in the body member to be enlarged prior to receiving the glass 11 and then reduced so that the body member 12 snugly receives the glass 11 therein.

25 The portions of the body member are sewn together to form a more durable association. The seams so formed by sewing may be zigzag or overlocking stitching, depending on the product. A strong thread may be used, preferably of polyester/cotton blend.

30 The body member also includes piping 20 or edging to enhance the durability or aesthetic qualities. The piping 20 is attached to the body member by over locking using a polyester/cotton blend stitching.

The zip 19 is a nylon or plastic zip, having a metal slider. It is attached adjacent to an edge of the portions using a running or overlocking stitching.

In the present specification and claims, the word "comprising" and its derivatives including "comprises" and "comprise" include each of the stated integers but does not exclude the inclusion of one or more further integers.

5 Reference throughout this specification to "one embodiment" or "an embodiment" means that a particular feature, structure, or characteristic described in connection with the embodiment is included in at least one embodiment of the present invention. Thus, the appearance of the phrases "in one embodiment" or "in an embodiment" in various places throughout this specification are not necessarily all referring to the same embodiment. Furthermore, the particular features, structures, or
10 characteristics may be combined in any suitable manner in one or more combinations.

In compliance with the statute, the invention has been described in language more or less specific to structural or methodical features. It is to be understood that the invention is not limited to specific features shown or described since the means herein described comprises preferred forms of putting the invention
15 into effect. The invention is, therefore, claimed in any of its forms or modifications within the proper scope of the appended claims appropriately interpreted by those skilled in the art.

THE CLAIMS DEFINING THE INVENTION ARE AS FOLLOWS:

1. An insulated sleeve for a glass comprising a body member of insulating material, the body member adapted to define at least one opening to receive a glass therein.
- 5 2. The insulated sleeve according to claim 1 wherein the glass has a foot, a bowl and a stem connecting the foot to the bowl, the bowl having a rim, the body member of the sleeve defines a first opening therein in order to allow the rim of the bowl of the glass to be available to a user to drink from and a second opening defined to accommodate the stem of the glass.
- 10 3. The insulated sleeve according to either one of claims 1 or 2 wherein the body member is provided with a releasable closure means adapted to allow the at least one opening in the body member to be enlarged prior to receiving the glass and then reduced so that the body member snugly receives the glass therein.
4. The insulated sleeve according to either one of claims 2 or 3 wherein
15 the body member is manufactured from at least one portion of insulating material shaped to correspond with the shape of the bowl of the glass.
5. An insulated sleeve substantially as described herein with reference to the accompanying drawings.

Dated the 21st day of November 2003

20

Phillip Donnelly and Rayna Donnelly

By their Patent Attorneys

CULLEN & CO

FIGURE 1

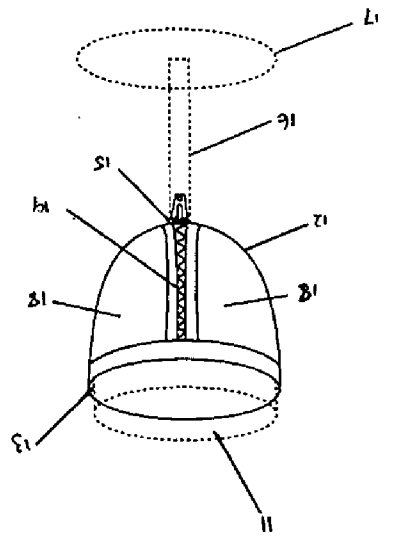
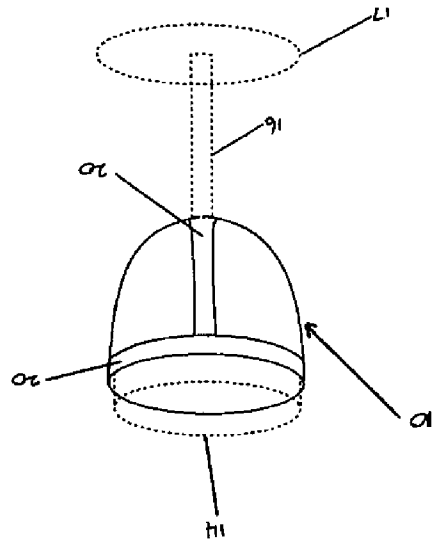


FIGURE 2



1/2

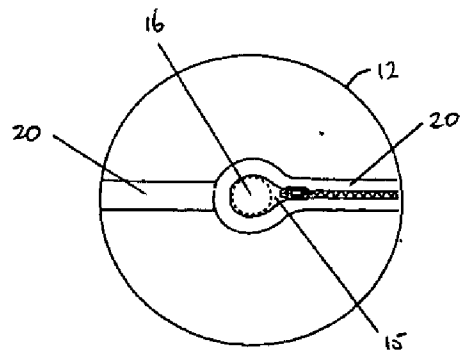


FIGURE 3

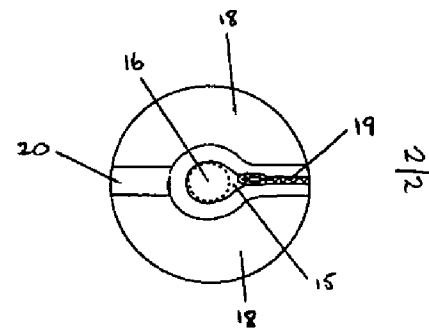


FIGURE 4