



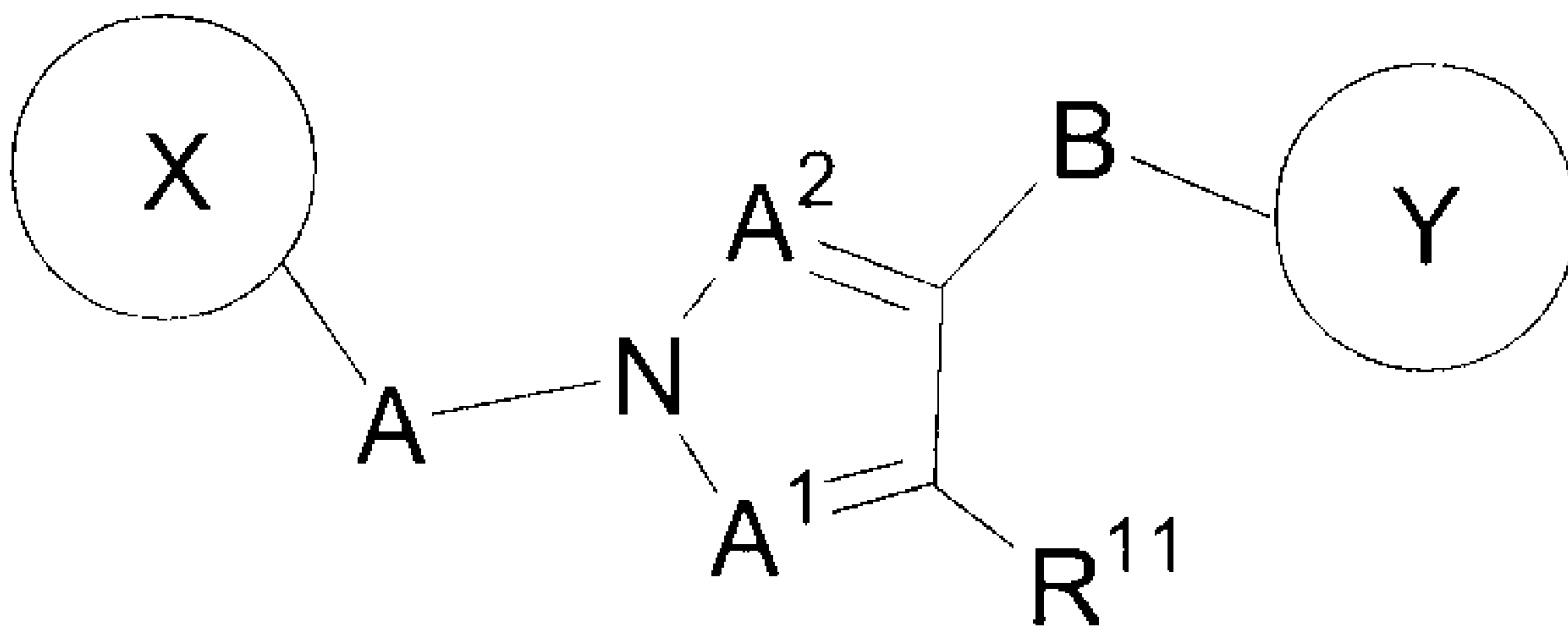
(86) Date de dépôt PCT/PCT Filing Date: 2002/12/13  
 (87) Date publication PCT/PCT Publication Date: 2003/06/26  
 (45) Date de délivrance/Issue Date: 2009/02/24  
 (85) Entrée phase nationale/National Entry: 2004/06/09  
 (86) N° demande PCT/PCT Application No.: US 2002/040147  
 (87) N° publication PCT/PCT Publication No.: 2003/051833  
 (30) Priorité/Priority: 2001/12/18 (US60/341,382)

(51) Cl.Int./Int.Cl. *C07D 401/04* (2006.01),  
*A61K 31/422* (2006.01), *A61K 31/4439* (2006.01),  
*A61K 31/444* (2006.01), *A61K 31/495* (2006.01),  
*A61P 25/00* (2006.01), *C07D 401/14* (2006.01),  
*C07D 403/04* (2006.01), *C07D 413/04* (2006.01)

(72) Inventeurs/Inventors:  
 COSFORD, NICHOLAS D. P., US;  
 CHEN, CHIXU, US;  
 EASTMAN, BRIAN W., US;  
 HUANG, DEHUA, US;  
 MUNOZ, BENITO, US;

(73) Propriétaire/Owner:

(54) Titre : MODULATEURS PYRAZOLE A SUBSTITUTION HETEROARYLE DU RECEPTEUR 5 METABOTROPIQUE DE GLUTAMATE  
 DE GLUTAMATE  
 (54) Title: HETEROARYL SUBSTITUTED PYRAZOLE MODULATORS OF METABOTROPIC GLUTAMATE RECEPTOR-5



(57) Abrégé/Abstract:

Pyrazole compounds of general formula (I): (see formula I) and pharmaceutically acceptable salts thereof, which are substituted directly, or by a bridge, with a heteroaryl moiety containing N adjacent to the point of connection of the heteroaryl, are mGluR5 modulators useful in the treatment of psychiatric and mood disorders such as, for example, schizophrenia, anxiety, depression, bipolar disorder and panic, as well as in the treatment of pain, circadian rhythm disorders, and other diseases.

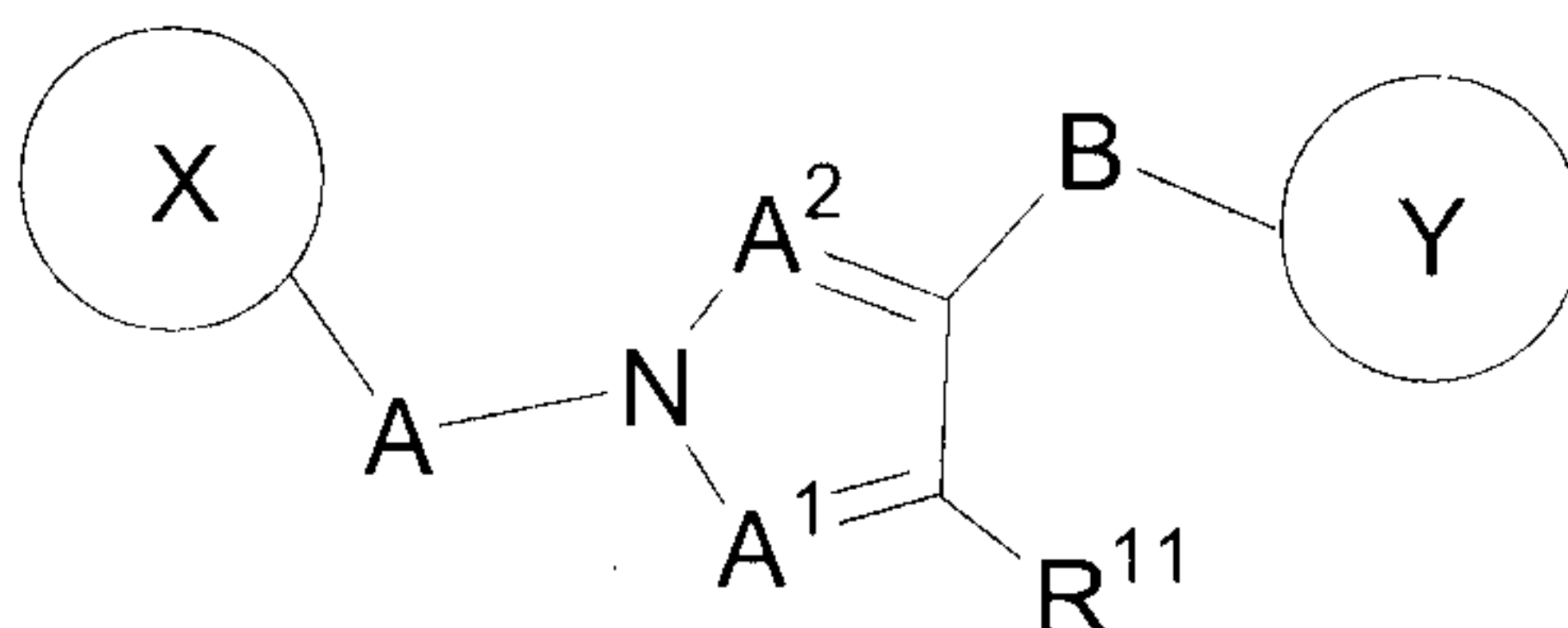
(72) Inventeurs(suite)/Inventors(continued): PRASIT, PETPIBOON, US; SMITH, NICHOLAS D., US

(73) Propriétaires(suite)/Owners(continued):MERCK & CO., INC., US

(74) Agent: OGILVY RENAULT LLP/S.E.N.C.R.L.,S.R.L.

## ABSTRACT OF THE DISCLOSURE

Pyrazole compounds of general formula (I):



and pharmaceutically acceptable salts thereof, which are substituted directly, or by a bridge, with a heteroaryl moiety containing N adjacent to the point of connection of the heteroaryl, are mGluR5 modulators useful in the treatment of psychiatric and mood disorders such as, for example, schizophrenia, anxiety, depression, bipolar disorder and panic, as well as in the treatment of pain, circadian rhythm disorders, and other diseases.

## TITLE OF THE INVENTION

HETEROARYL SUBSTITUTED PYRAZOLE MODULATORS OF  
METABOTROPIC GLUTAMATE RECEPTOR-5

5

## BACKGROUND OF THE INVENTION

## FIELD OF THE INVENTION

The present invention is directed to pyrazole compounds substituted  
10 with a heteroaryl moiety. In particular, this invention is directed to pyrazole  
compounds substituted directly, or by a bridge, with a heteroaryl moiety containing N  
adjacent to the point of connection of the heteroaryl which are metabotropic glutamate  
receptor – subtype 5 (“mGluR5”) modulators useful in the treatment of psychiatric  
and mood disorders such as, for example, schizophrenia, anxiety, depression, panic,  
15 bipolar disorder, and circadian rhythm disorders, as well as in the treatment of pain,  
Parkinson’s disease, cognitive dysfunction, epilepsy, drug addiction, drug abuse, drug  
withdrawal and other diseases

## RELATED BACKGROUND

20 A major excitatory neurotransmitter in the mammalian nervous system  
is the glutamate molecule, which binds to neurons, thereby activating cell surface  
receptors. Such surface receptors are characterized as either ionotropic or  
metabotropic glutamate receptors. The metabotropic glutamate receptors (“mGluR”)  
are G protein-coupled receptors that activate intracellular second messenger systems  
25 when bound to glutamate. Activation of mGluR results in a variety of cellular  
responses. In particular, mGluR1 and mGluR5 activate phospholipase C, which is  
followed by mobilizing intracellular calcium.

Modulation of metabotropic glutamate receptor subtype 5 (mGluR5) is  
useful in the treatment of diseases that affect the nervous system (see for example  
30 W.P.J.M Spooen et al., *Trends Pharmacol. Sci.*, 22:331-337 (2001) and references  
cited therein). For example, recent evidence demonstrates the involvement of  
mGluR5 in nociceptive processes and that modulation of mGluR5 using mGluR5-  
selective compounds is useful in the treatment of various pain states, including acute,  
persistent and chronic pain [K Walker et al., *Neuropharmacology*, 40:1-9 (2001); F.  
35 Bordi, A. Ugolini *Brain Res.*, 871:223-233 (2001)], inflammatory pain [K Walker et

al., *Neuropharmacology*, 40:10-19 (2001); Bhave et al. *Nature Neurosci.* 4:417-423 (2001)] and neuropathic pain [Dogrul et al. *Neurosci. Lett.* 292:115-118 (2000)].

Further evidence supports the use of modulators of mGluR5 in the treatment of psychiatric and neurological disorders. For example, mGluR5-selective compounds such as 2-methyl-6-(phenylethynyl)-pyridine ("MPEP") are effective in animal models of mood disorders, including anxiety and depression [W.P.J.M Spoooren et al., *J. Pharmacol. Exp. Ther.*, 295:1267-1275 (2000); E. Tatarczynska et al, *Brit. J. Pharmacol.*, 132:1423-1430 (2001); A. Klodzynska et al, *Pol. J. Pharmacol.*, 132:1423-1430 (2001)]. Gene expression data from humans indicate that modulation of mGluR5 may be useful for the treatment of schizophrenia [T. Ohnuma et al, *Mol. Brain. Res.*, 56:207-217 (1998); *ibid*, *Mol. Brain. Res.*, 85:24-31 (2000)]. Studies have also shown a role for mGluR5, and the potential utility of mGluR5-modulatory compounds, in the treatment of movement disorders such as Parkinson's disease [W.P.J.M Spoooren et al., *Europ. J. Pharmacol.* 406:403-410 (2000); H. Awad et al., *J. Neurosci.* 20:7871-7879 (2000); K. Ossawa et al. *Neuropharmacol.* 41:413-420 (2001)]. Other research supports a role for mGluR5 modulation in the treatment of cognitive dysfunction [G. Riedel et al, *Neuropharmacol.* 39:1943-1951 (2000)], epilepsy [A. Chapman et al, *Neuropharmacol.* 39:1567-1574 (2000)] and neuroprotection [V. Bruno et al, *Neuropharmacol.* 39:2223-2230 (2000)]. Studies with mGluR5 knockout mice and MPEP also suggest that modulation of these receptors may be useful in the treatment of drug addiction, drug abuse and drug withdrawal [C. Chiamulera et al. *Nature Neurosci.* 4:873-874 (2001)].

International Patent Publication WO 01/12627 and WO 99/26927 describe heteropolycyclic compounds and their use as metabotropic glutamate receptor antagonists.

M.A. Halcrow et al., *J.Chem. Soc., Dalton Trans.*, 21:4025-4036(1997) describes the synthesis of 3-(2,5-dimethoxyphenyl)-1-(2-pyridyl)pyrazole. G. Denys et al., *Kapsukasa, Zh. Org. Khim.*, 13(1):199-204(1977) describes the conversion of 1-(2-pyridyl)-3-pyrazolines to 1-(2-pyridyl)-3-pyrazoles.

Compounds that include ringed systems are described by various investigators as effective for a variety of therapies and utilities. For example, International Patent Publication No. WO 98/25883 describes ketobenzamides as calpain inhibitors, European Patent Publication No. EP 811610 and U.S. Patent Nos. 5,679,712, 5,693,672 and 5,747,541 describe substituted benzoylguanidine sodium

channel blockers, and U.S. Patent No. 5,736,297 describes ring systems useful as a photosensitive composition.

However, there remains a need for novel compounds and compositions that therapeutically inhibit mGluR5 with minimal side effects.

5

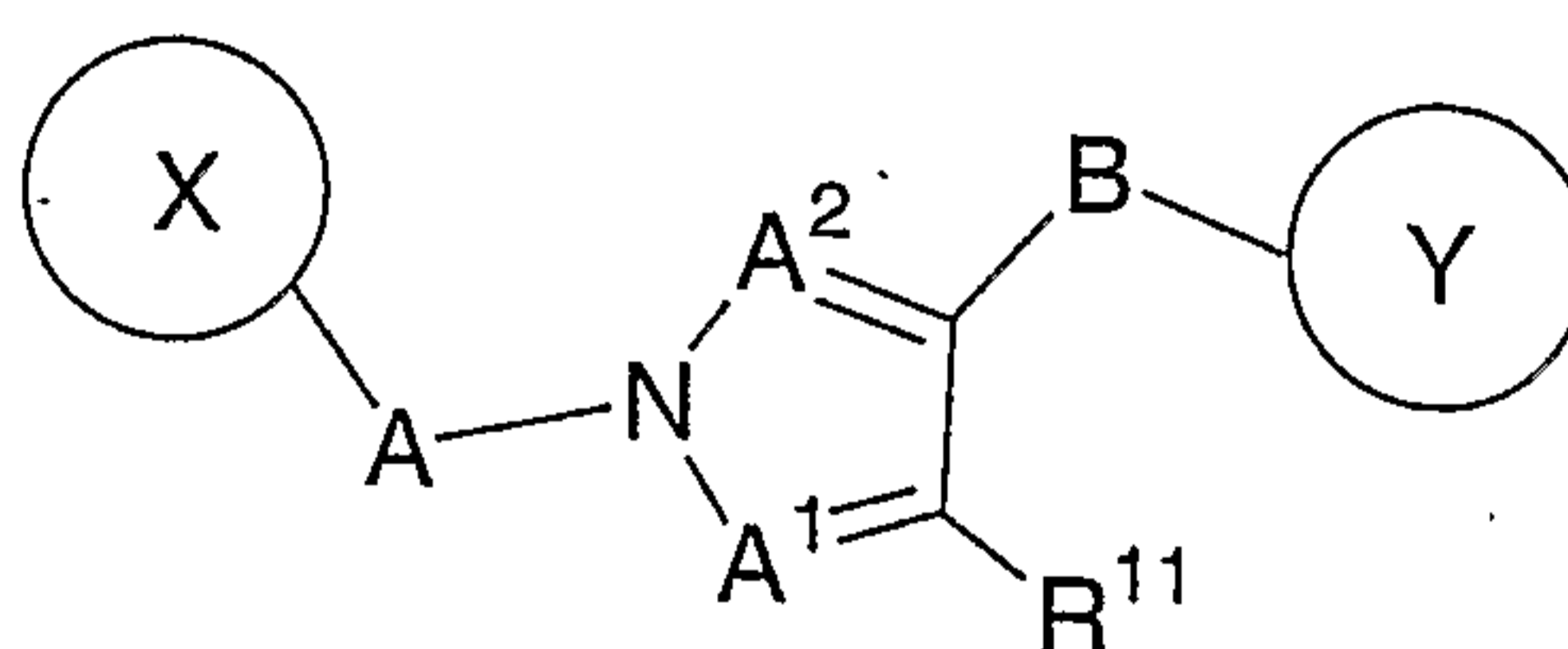
## SUMMARY OF THE INVENTION

The present invention is directed to novel pyrazole compounds substituted directly, or by a bridge, with a heteroaryl moiety containing N adjacent to the point of connection of the heteroaryl, are mGluR5 modulators useful in the treatment of psychiatric and mood disorders such as, for example, schizophrenia, anxiety, depression, panic, bipolar disorder, and circadian rhythm and sleep disorders – such as shift-work induced sleep disorder or jet-lag, as well as in the treatment of pain, Parkinson's disease, cognitive dysfunction, epilepsy, drug addiction, drug abuse, drug withdrawal and other diseases. This invention also provides a pharmaceutical composition which includes an effective amount of the novel pyrazole compounds substituted with a heteroaryl moiety, and a pharmaceutically acceptable carrier.

This invention further provides a method of treatment of psychiatric and mood disorders such as, for example, schizophrenia, anxiety, depression, panic, bipolar disorder, and circadian rhythm and sleep disorders – such as shift-work induced sleep disorder or jet-lag, as well as a method of treatment of pain, Parkinson's disease, cognitive dysfunction, epilepsy, drug addiction, drug abuse and drug withdrawal by the administration of an effective amount of the novel pyrazole compounds substituted with a heteroaryl moiety.

## 25 DETAILED DESCRIPTION OF THE INVENTION

A compound of this invention is represented by Formula (I):



(I)

or a pharmaceutically acceptable salt thereof, wherein

X and Y each independently is aryl or heteroaryl wherein at least one of X and Y is a heteroaryl with N adjacent to the position of attachment to A or B respectively;

X is optionally substituted with 1-7 independent halogen,  $-\text{CN}$ ,  $\text{NO}_2$ ,  $-\text{C}_{1-6}\text{alkyl}$ ,  $-\text{C}_{1-6}\text{alkenyl}$ ,  $-\text{C}_{1-6}\text{alkynyl}$ ,  $-\text{OR}^1$ ,  $-\text{NR}^1\text{R}^2$ ,  $-\text{C}(=\text{NR}^1)\text{NR}^2\text{R}^3$ ,  $-\text{N}(=\text{NR}^1)\text{NR}^2\text{R}^3$ ,  $-\text{NR}^1\text{COR}^2$ ,  $-\text{NR}^1\text{CO}_2\text{R}^2$ ,  $-\text{NR}^1\text{SO}_2\text{R}^4$ ,  $-\text{NR}^1\text{CONR}^2\text{R}^3$ ,  $-\text{SR}^4$ ,  $-\text{SOR}^4$ ,  $-\text{SO}_2\text{R}^4$ ,  $-\text{SO}_2\text{NR}^1\text{R}^2$ ,  $-\text{COR}^1$ ,  $-\text{CO}_2\text{R}^1$ ,  $-\text{CONR}^1\text{R}^2$ ,  $-\text{C}(=\text{NR}^1)\text{R}^2$ , or  $-\text{C}(=\text{NOR}^1)\text{R}^2$  substituents, wherein optionally two substituents are combined to form a cycloalkyl or heterocycloalkyl ring fused to X; wherein the  $-\text{C}_{1-6}\text{alkyl}$  substituent, cycloalkyl ring, or heterocycloalkyl ring each optionally is further substituted with 1-5 independent halogen,  $-\text{CN}$ ,  $-\text{C}_{1-6}\text{alkyl}$ ,  $-\text{O}(\text{C}_{0-6}\text{alkyl})$ ,  $-\text{O}(\text{C}_{3-7}\text{cycloalkyl})$ ,  $-\text{O}(\text{aryl})$ ,  $-\text{O}(\text{heteroaryl})$ ,  $-\text{N}(\text{C}_{0-6}\text{alkyl})(\text{C}_{0-6}\text{alkyl})$ ,  $-\text{N}(\text{C}_{0-6}\text{alkyl})(\text{C}_{3-7}\text{cycloalkyl})$ , or  $-\text{N}(\text{C}_{0-6}\text{alkyl})(\text{aryl})$  groups;

$\text{R}^1$ ,  $\text{R}^2$ , and  $\text{R}^3$  each independently is  $-\text{C}_{0-6}\text{alkyl}$ ,  $-\text{C}_{3-7}\text{cycloalkyl}$ , heteroaryl or aryl; any of which is optionally substituted with 1-5 independent halogen,  $-\text{CN}$ ,  $-\text{C}_{1-6}\text{alkyl}$ ,  $-\text{O}(\text{C}_{0-6}\text{alkyl})$ ,  $-\text{O}(\text{C}_{3-7}\text{cycloalkyl})$ ,  $-\text{O}(\text{aryl})$ ,  $-\text{O}(\text{heteroaryl})$ ,  $-\text{N}(\text{C}_{0-6}\text{alkyl})(\text{C}_{0-6}\text{alkyl})$ ,  $-\text{N}(\text{C}_{0-6}\text{alkyl})(\text{C}_{3-7}\text{cycloalkyl})$ ,  $-\text{N}(\text{C}_{0-6}\text{alkyl})(\text{aryl})$  substituents;

$\text{R}^4$  is  $-\text{C}_{1-6}\text{alkyl}$ ,  $-\text{C}_{3-7}\text{cycloalkyl}$ , heteroaryl or aryl; optionally substituted with 1-5 independent halogen,  $-\text{CN}$ ,  $-\text{C}_{1-6}\text{alkyl}$ ,  $-\text{O}(\text{C}_{0-6}\text{alkyl})$ ,  $-\text{O}(\text{C}_{3-7}\text{cycloalkyl})$ ,  $-\text{O}(\text{aryl})$ ,  $-\text{O}(\text{heteroaryl})$ ,  $-\text{N}(\text{C}_{0-6}\text{alkyl})(\text{C}_{0-6}\text{alkyl})$ ,  $-\text{N}(\text{C}_{0-6}\text{alkyl})(\text{C}_{3-7}\text{cycloalkyl})$ ,  $-\text{N}(\text{C}_{0-6}\text{alkyl})(\text{aryl})$  substituents;

A is  $-\text{C}_{0-4}\text{alkyl}$ ,  $-\text{C}_{0-2}\text{alkyl}-\text{SO}-\text{C}_{0-2}\text{alkyl}-$ ,  $-\text{C}_{0-2}\text{alkyl}-\text{SO}_2-\text{C}_{0-2}\text{alkyl}-$ ,  $-\text{C}_{0-2}\text{alkyl}-\text{CO}-\text{C}_{0-2}\text{alkyl}-$ ,  $-\text{C}_{0-2}\text{alkyl}-\text{NR}^9\text{CO}-\text{C}_{0-2}\text{alkyl}-$ ,  $-\text{C}_{0-2}\text{alkyl}-\text{NR}^9\text{SO}_2-\text{C}_{0-2}\text{alkyl}-$  or  $-\text{heteroC}_{0-4}\text{alkyl}$ ;

Y is optionally substituted with 1-7 independent halogen,  $-\text{CN}$ ,  $\text{NO}_2$ ,  $-\text{C}_{1-6}\text{alkyl}$ ,  $-\text{C}_{1-6}\text{alkenyl}$ ,  $-\text{C}_{1-6}\text{alkynyl}$ ,  $-\text{OR}^5$ ,  $-\text{NR}^5\text{R}^6$ ,  $-\text{C}(=\text{NR}^5)\text{NR}^6\text{R}^7$ ,  $-\text{N}(=\text{NR}^5)\text{NR}^6\text{R}^7$ ,  $-\text{NR}^5\text{COR}^6$ ,  $-\text{NR}^5\text{CO}_2\text{R}^6$ ,  $-\text{NR}^5\text{SO}_2\text{R}^8$ ,  $-\text{NR}^5\text{CONR}^6\text{R}^7$ ,  $-\text{SR}^8$ ,  $-\text{SOR}^8$ ,  $-\text{SO}_2\text{R}^8$ ,  $-\text{SO}_2\text{NR}^5\text{R}^6$ ,  $-\text{COR}^5$ ,  $-\text{CO}_2\text{R}^5$ ,  $-\text{CONR}^5\text{R}^6$ ,  $-\text{C}(=\text{NR}^5)\text{R}^6$ , or  $-\text{C}(=\text{NOR}^5)\text{R}^6$  substituents, wherein optionally two substituents are combined to form a cycloalkyl or heterocycloalkyl ring fused to Y; wherein the  $-\text{C}_{1-6}\text{alkyl}$  substituent, cycloalkyl ring, or heterocycloalkyl ring each optionally is further substituted with 1-5 independent halogen,  $-\text{CN}$ ,  $-\text{C}_{1-6}\text{alkyl}$ ,  $-\text{O}(\text{C}_{0-6}\text{alkyl})$ ,  $-\text{O}(\text{C}_{3-7}\text{cycloalkyl})$ ,  $-\text{O}(\text{aryl})$ ,  $-\text{O}(\text{heteroaryl})$ ,  $-\text{N}(\text{C}_{0-6}\text{alkyl})(\text{C}_{0-6}\text{alkyl})$ ,  $-\text{N}(\text{C}_{0-6}\text{alkyl})(\text{C}_{3-7}\text{cycloalkyl})$ , or  $-\text{N}(\text{C}_{0-6}\text{alkyl})(\text{aryl})$  groups;

R<sup>5</sup>, R<sup>6</sup>, and R<sup>7</sup> each independently is -C<sub>0-6</sub>alkyl, -C<sub>3-7</sub>cycloalkyl, heteroaryl or aryl; any of which is optionally substituted with 1-5 independent halogen, -CN, -C<sub>1-6</sub>alkyl, -O(C<sub>0-6</sub>alkyl), -O(C<sub>3-7</sub>cycloalkyl), -O(aryl), -O(heteroaryl), -N(C<sub>0-6</sub>alkyl)(C<sub>0-6</sub>alkyl), -N(C<sub>0-6</sub>alkyl)(C<sub>3-7</sub>cycloalkyl), -N(C<sub>0-6</sub>alkyl)(aryl) substituents;

R<sup>8</sup> is -C<sub>1-6</sub>alkyl, -C<sub>3-7</sub>cycloalkyl, heteroaryl or aryl; optionally substituted with 1-5 independent halogen, -CN, -C<sub>1-6</sub>alkyl, -O(C<sub>0-6</sub>alkyl), -O(C<sub>3-7</sub>cycloalkyl), -O(aryl), -O(heteroaryl), -N(C<sub>0-6</sub>alkyl)(C<sub>0-6</sub>alkyl), -N(C<sub>0-6</sub>alkyl)(C<sub>3-7</sub>cycloalkyl), -N(C<sub>0-6</sub>alkyl)(aryl) substituents;

B is -C<sub>0-4</sub>alkyl, -C<sub>0-2</sub>alkyl-SO-C<sub>0-2</sub>alkyl-, -C<sub>0-2</sub>alkyl-SO<sub>2</sub>-C<sub>0-2</sub>alkyl-, -C<sub>0-2</sub>alkyl-CO-C<sub>0-2</sub>alkyl-, -C<sub>0-2</sub>alkyl-NR<sup>10</sup>CO-C<sub>0-2</sub>alkyl-, -C<sub>0-2</sub>alkyl-NR<sup>10</sup>SO<sub>2</sub>-C<sub>0-2</sub>alkyl- or -heteroC<sub>0-4</sub>alkyl;

R<sup>9</sup> and R<sup>10</sup> each independently is -C<sub>0-6</sub>alkyl, -C<sub>3-7</sub>cycloalkyl, heteroaryl or aryl; any of which is optionally substituted with 1-5 independent halogen, -CN, -C<sub>1-6</sub>alkyl, -O(C<sub>0-6</sub>alkyl), -O(C<sub>3-7</sub>cycloalkyl), -O(aryl), -O(heteroaryl), -N(C<sub>0-6</sub>alkyl)(C<sub>0-6</sub>alkyl), -N(C<sub>0-6</sub>alkyl)(C<sub>3-7</sub>cycloalkyl), -N(C<sub>0-6</sub>alkyl)(aryl) substituents;

one of A<sup>1</sup> and A<sup>2</sup> is N, the other is CR<sup>12</sup>;

R<sup>11</sup> and R<sup>12</sup> is each independently halogen, -C<sub>0-6</sub>alkyl, -C<sub>0-6</sub>alkoxyl, or -N(C<sub>0-4</sub>alkyl)(C<sub>0-4</sub>alkyl), wherein optionally R<sup>11</sup> and R<sup>12</sup> are combined to form a cycloalkyl, heterocycloalkyl, aryl or heteroaryl ring fused to the pyrazole moiety; wherein the -C<sub>1-6</sub>alkyl substituent, cycloalkyl ring, or heterocycloalkyl ring each optionally is further substituted with 1-5 independent halogen, -CN, -C<sub>1-6</sub>alkyl, -O(C<sub>0-6</sub>alkyl), -O(C<sub>3-7</sub>cycloalkyl), -O(aryl), -O(heteroaryl), -N(C<sub>0-6</sub>alkyl)(C<sub>0-6</sub>alkyl), -N(C<sub>0-6</sub>alkyl)(C<sub>3-7</sub>cycloalkyl), or -N(C<sub>0-6</sub>alkyl)(aryl) groups; and wherein optionally R<sup>11</sup> and R<sup>12</sup> each independently forms =O, =N(C<sub>0-4</sub>alkyl) using a bond from the adjoining double bond;

any N may be an N-oxide;

wherein any of the alkyl optionally is substituted with 1-9 independent halogens;

and provided that when X = 2-pyridyl, A<sup>1</sup> = N, A<sup>2</sup> = CH, R<sup>11</sup> = R<sup>12</sup> = H and A = B = C<sub>0</sub>alkyl, then Y is not 4-methoxyphenyl or 2,5-dimethoxyphenyl.



In one aspect, the compound of this invention is represented by Formula (I) or a pharmaceutically acceptable salt thereof, wherein

X is 2-pyridyl optionally substituted with 1-4 independent halogen, -CN, NO<sub>2</sub>, -C<sub>1-6</sub>alkyl, -C<sub>1-6</sub>alkenyl, -C<sub>1-6</sub>alkynyl, -OR<sup>1</sup>, -NR<sup>1</sup>R<sup>2</sup>, -C(=NR<sup>1</sup>)NR<sup>2</sup>R<sup>3</sup>, -N(=NR<sup>1</sup>)NR<sup>2</sup>R<sup>3</sup>, -NR<sup>1</sup>COR<sup>2</sup>, -NR<sup>1</sup>CO<sub>2</sub>R<sup>2</sup>, -NR<sup>1</sup>SO<sub>2</sub>R<sup>4</sup>, -NR<sup>1</sup>CONR<sup>2</sup>R<sup>3</sup>, -SR<sup>4</sup>, -SOR<sup>4</sup>, -SO<sub>2</sub>R<sup>4</sup>, -SO<sub>2</sub>NR<sup>1</sup>R<sup>2</sup>, -COR<sup>1</sup>, -CO<sub>2</sub>R<sup>1</sup>, -CONR<sup>1</sup>R<sup>2</sup>, -C(=NR<sup>1</sup>)R<sup>2</sup>, or -C(=NOR<sup>1</sup>)R<sup>2</sup> substituents, wherein optionally two substituents are combined to form a cycloalkyl or heterocycloalkyl ring fused to X; wherein the -C<sub>1-6</sub>alkyl substituent, cycloalkyl ring, or heterocycloalkyl ring each optionally is further substituted with 1-5 independent halogen, -CN, -C<sub>1-6</sub>alkyl, -O(C<sub>0-6</sub>alkyl), -O(C<sub>3-7</sub>cycloalkyl), -O(aryl), -O(heteroaryl), -N(C<sub>0-6</sub>alkyl)(C<sub>0-6</sub>alkyl), -N(C<sub>0-6</sub>alkyl)(C<sub>3-7</sub>cycloalkyl), or -N(C<sub>0-6</sub>alkyl)(aryl) groups;

R<sup>1</sup>, R<sup>2</sup>, and R<sup>3</sup> each independently is -C<sub>0-6</sub>alkyl, -C<sub>3-7</sub>cycloalkyl, heteroaryl or aryl; any of which is optionally substituted with 1-5 independent halogen, -CN, -C<sub>1-6</sub>alkyl, -O(C<sub>0-6</sub>alkyl), -O(C<sub>3-7</sub>cycloalkyl), -O(aryl), -O(heteroaryl), -N(C<sub>0-6</sub>alkyl)(C<sub>0-6</sub>alkyl), -N(C<sub>0-6</sub>alkyl)(C<sub>3-7</sub>cycloalkyl), -N(C<sub>0-6</sub>alkyl)(aryl) substituents;

R<sup>4</sup> is -C<sub>1-6</sub>alkyl, -C<sub>3-7</sub>cycloalkyl, heteroaryl or aryl; optionally substituted with 1-5 independent halogen, -CN, -C<sub>1-6</sub>alkyl, -O(C<sub>0-6</sub>alkyl), -O(C<sub>3-7</sub>cycloalkyl), -O(aryl), -O(heteroaryl), -N(C<sub>0-6</sub>alkyl)(C<sub>0-6</sub>alkyl), -N(C<sub>0-6</sub>alkyl)(C<sub>3-7</sub>cycloalkyl), -N(C<sub>0-6</sub>alkyl)(aryl) substituents;

A is -C<sub>0-4</sub>alkyl, -C<sub>0-2</sub>alkyl-SO-C<sub>0-2</sub>alkyl-, -C<sub>0-2</sub>alkyl-SO<sub>2</sub>-C<sub>0-2</sub>alkyl-, -C<sub>0-2</sub>alkyl-CO-C<sub>0-2</sub>alkyl-, -C<sub>0-2</sub>alkyl-NR<sup>9</sup>CO-C<sub>0-2</sub>alkyl-, -C<sub>0-2</sub>alkyl-NR<sup>9</sup>SO<sub>2</sub>-C<sub>0-2</sub>alkyl- or -heteroC<sub>0-4</sub>alkyl;

Y is aryl or heteroaryl optionally substituted with 1-7 independent halogen, -CN, NO<sub>2</sub>, -C<sub>1-6</sub>alkyl, -C<sub>1-6</sub>alkenyl, -C<sub>1-6</sub>alkynyl, -OR<sup>5</sup>, -NR<sup>5</sup>R<sup>6</sup>, -C(=NR<sup>5</sup>)NR<sup>6</sup>R<sup>7</sup>, -N(=NR<sup>5</sup>)NR<sup>6</sup>R<sup>7</sup>, -NR<sup>5</sup>COR<sup>6</sup>, -NR<sup>5</sup>CO<sub>2</sub>R<sup>6</sup>, -NR<sup>5</sup>SO<sub>2</sub>R<sup>8</sup>, -NR<sup>5</sup>CONR<sup>6</sup>R<sup>7</sup>, -SR<sup>8</sup>, -SOR<sup>8</sup>, -SO<sub>2</sub>R<sup>8</sup>, -SO<sub>2</sub>NR<sup>5</sup>R<sup>6</sup>, -COR<sup>5</sup>, -CO<sub>2</sub>R<sup>5</sup>, -CONR<sup>5</sup>R<sup>6</sup>, -C(=NR<sup>5</sup>)R<sup>6</sup>, or -C(=NOR<sup>5</sup>)R<sup>6</sup> substituents, wherein optionally two substituents are combined to form a cycloalkyl or heterocycloalkyl ring fused to Y; wherein the -C<sub>1-6</sub>alkyl substituent, cycloalkyl ring, or heterocycloalkyl ring each optionally is further substituted with 1-5 independent halogen, -CN, -C<sub>1-6</sub>alkyl, -O(C<sub>0-6</sub>alkyl), -O(C<sub>3-7</sub>cycloalkyl), -O(aryl), -O(heteroaryl), -N(C<sub>0-6</sub>alkyl)(C<sub>0-6</sub>alkyl), -N(C<sub>0-6</sub>alkyl)(C<sub>3-7</sub>cycloalkyl), or -N(C<sub>0-6</sub>alkyl)(aryl) groups;

R<sup>5</sup>, R<sup>6</sup>, and R<sup>7</sup> each independently is -C<sub>0-6</sub>alkyl, -C<sub>3-7</sub>cycloalkyl, heteroaryl or aryl; any of which is optionally substituted with 1-5 independent halogen, -CN, -C<sub>1-6</sub>alkyl, -O(C<sub>0-6</sub>alkyl), -O(C<sub>3-7</sub>cycloalkyl), -O(aryl), -O(heteroaryl), -N(C<sub>0-6</sub>alkyl)(C<sub>0-6</sub>alkyl), -N(C<sub>0-6</sub>alkyl)(C<sub>3-7</sub>cycloalkyl), -N(C<sub>0-6</sub>alkyl)(aryl) substituents;

R<sup>8</sup> is -C<sub>1-6</sub>alkyl, -C<sub>3-7</sub>cycloalkyl, heteroaryl or aryl; optionally substituted with 1-5 independent halogen, -CN, -C<sub>1-6</sub>alkyl, -O(C<sub>0-6</sub>alkyl), -O(C<sub>3-7</sub>cycloalkyl), -O(aryl), -O(heteroaryl), -N(C<sub>0-6</sub>alkyl)(C<sub>0-6</sub>alkyl), -N(C<sub>0-6</sub>alkyl)(C<sub>3-7</sub>cycloalkyl), -N(C<sub>0-6</sub>alkyl)(aryl) substituents;

B is -C<sub>0-4</sub>alkyl, -C<sub>0-2</sub>alkyl-SO-C<sub>0-2</sub>alkyl-, -C<sub>0-2</sub>alkyl-SO<sub>2</sub>-C<sub>0-2</sub>alkyl-, -C<sub>0-2</sub>alkyl-CO-C<sub>0-2</sub>alkyl-, -C<sub>0-2</sub>alkyl-NR<sup>10</sup>CO-C<sub>0-2</sub>alkyl-, -C<sub>0-2</sub>alkyl-NR<sup>10</sup>SO<sub>2</sub>-C<sub>0-2</sub>alkyl- or -heteroC<sub>0-4</sub>alkyl;

R<sup>9</sup> and R<sup>10</sup> each independently is -C<sub>0-6</sub>alkyl, -C<sub>3-7</sub>cycloalkyl, heteroaryl or aryl; any of which is optionally substituted with 1-5 independent halogen, -CN, -C<sub>1-6</sub>alkyl, -O(C<sub>0-6</sub>alkyl), -O(C<sub>3-7</sub>cycloalkyl), -O(aryl), -O(heteroaryl), -N(C<sub>0-6</sub>alkyl)(C<sub>0-6</sub>alkyl), -N(C<sub>0-6</sub>alkyl)(C<sub>3-7</sub>cycloalkyl), -N(C<sub>0-6</sub>alkyl)(aryl) substituents;

one of A<sup>1</sup> and A<sup>2</sup> is N, the other is CR<sup>12</sup>;

R<sup>11</sup> and R<sup>12</sup> is each independently halogen, -C<sub>0-6</sub>alkyl, -C<sub>0-6</sub>alkoxyl, or -N(C<sub>0-4</sub>alkyl)(C<sub>0-4</sub>alkyl), wherein optionally R<sup>11</sup> and R<sup>12</sup> are combined to form a cycloalkyl, heterocycloalkyl, aryl or heteroaryl ring fused to the pyrazole moiety; wherein the -C<sub>1-6</sub>alkyl substituent, cycloalkyl ring, or heterocycloalkyl ring each optionally is further substituted with 1-5 independent halogen, -CN, -C<sub>1-6</sub>alkyl, -O(C<sub>0-6</sub>alkyl), -O(C<sub>3-7</sub>cycloalkyl), -O(aryl), -O(heteroaryl), -N(C<sub>0-6</sub>alkyl)(C<sub>0-6</sub>alkyl), -N(C<sub>0-6</sub>alkyl)(C<sub>3-7</sub>cycloalkyl), or -N(C<sub>0-6</sub>alkyl)(aryl) groups; and wherein optionally R<sup>11</sup> and R<sup>12</sup> each independently forms =O, =N(C<sub>0-4</sub>alkyl) using a bond from the adjoining double bond;

any N may be an N-oxide;

wherein any of the alkyl optionally is substituted with 1-9 independent halogens;

and provided that when X = 2-pyridyl, A<sup>1</sup> = N, A<sup>2</sup> = CH, R<sup>11</sup> = R<sup>12</sup> = H and A = B = C<sub>0</sub>alkyl, then Y is not 4-methoxyphenyl or 2,5-dimethoxyphenyl.

In an embodiment of this one aspect, the compound of this invention is represented by Formula (I) or a pharmaceutically acceptable salt thereof, wherein

X is 2-pyridyl optionally substituted with 1-4 independent halogen, -CN, NO<sub>2</sub>, -C<sub>1-6</sub>alkyl, -C<sub>1-6</sub>alkenyl, -C<sub>1-6</sub>alkynyl, -OR<sup>1</sup>, -NR<sup>1</sup>R<sup>2</sup>, -  
 5 C(=NR<sup>1</sup>)NR<sup>2</sup>R<sup>3</sup>, -N(=NR<sup>1</sup>)NR<sup>2</sup>R<sup>3</sup>, -NR<sup>1</sup>COR<sup>2</sup>, -NR<sup>1</sup>CO<sub>2</sub>R<sup>2</sup>, -NR<sup>1</sup>SO<sub>2</sub>R<sup>4</sup>, -  
 NR<sup>1</sup>CONR<sup>2</sup>R<sup>3</sup>, -SR<sup>4</sup>, -SOR<sup>4</sup>, -SO<sub>2</sub>R<sup>4</sup>, -SO<sub>2</sub>NR<sup>1</sup>R<sup>2</sup>, -COR<sup>1</sup>, -CO<sub>2</sub>R<sup>1</sup>, -CONR<sup>1</sup>R<sup>2</sup>,  
 -C(=NR<sup>1</sup>)R<sup>2</sup>, or -C(=NOR<sup>1</sup>)R<sup>2</sup> substituents, wherein optionally two substituents are  
 combined to form a cycloalkyl or heterocycloalkyl ring fused to X; wherein the -C<sub>1-6</sub>  
 10 alkyl substituent, cycloalkyl ring, or heterocycloalkyl ring each optionally is further  
 substituted with 1-5 independent halogen, -CN, -C<sub>1-6</sub>alkyl, -O(C<sub>0-6</sub>alkyl), -O(C<sub>3-7</sub>  
 cycloalkyl), -O(aryl), -O(heteroaryl), -N(C<sub>0-6</sub>alkyl)(C<sub>0-6</sub>alkyl), -N(C<sub>0-6</sub>alkyl)(C<sub>3-7</sub>  
 cycloalkyl), or -N(C<sub>0-6</sub>alkyl)(aryl) groups;

R<sup>1</sup>, R<sup>2</sup>, and R<sup>3</sup> each independently is -C<sub>0-6</sub>alkyl, -C<sub>3-7</sub>cycloalkyl,  
 heteroaryl or aryl; any of which is optionally substituted with 1-5 independent  
 15 halogen, -CN, -C<sub>1-6</sub>alkyl, -O(C<sub>0-6</sub>alkyl), -O(C<sub>3-7</sub>cycloalkyl), -O(aryl), -  
 O(heteroaryl), -N(C<sub>0-6</sub>alkyl)(C<sub>0-6</sub>alkyl), -N(C<sub>0-6</sub>alkyl)(C<sub>3-7</sub>cycloalkyl), -N(C<sub>0-6</sub>  
 alkyl)(aryl) substituents;

R<sup>4</sup> is -C<sub>1-6</sub>alkyl, -C<sub>3-7</sub>cycloalkyl, heteroaryl or aryl; optionally  
 substituted with 1-5 independent halogen, -CN, -C<sub>1-6</sub>alkyl, -O(C<sub>0-6</sub>alkyl), -O(C<sub>3-7</sub>  
 20 cycloalkyl), -O(aryl), -O(heteroaryl), -N(C<sub>0-6</sub>alkyl)(C<sub>0-6</sub>alkyl), -N(C<sub>0-6</sub>alkyl)(C<sub>3-7</sub>  
 cycloalkyl), -N(C<sub>0-6</sub>alkyl)(aryl) substituents;

A is -C<sub>0-4</sub>alkyl, -C<sub>0-2</sub>alkyl-SO-C<sub>0-2</sub>alkyl-, -C<sub>0-2</sub>alkyl-SO<sub>2</sub>-C<sub>0-2</sub>  
 alkyl-, -C<sub>0-2</sub>alkyl-CO-C<sub>0-2</sub>alkyl-, -C<sub>0-2</sub>alkyl-NR<sup>9</sup>CO-C<sub>0-2</sub>alkyl-, -C<sub>0-2</sub>alkyl-  
 NR<sup>9</sup>SO<sub>2</sub>-C<sub>0-2</sub>alkyl- or -heteroC<sub>0-4</sub>alkyl;

Y is phenyl optionally substituted with 1-5 independent halogen, -CN,  
 25 NO<sub>2</sub>, -C<sub>1-6</sub>alkyl, -C<sub>1-6</sub>alkenyl, -C<sub>1-6</sub>alkynyl, -OR<sup>5</sup>, -NR<sup>5</sup>R<sup>6</sup>, -C(=NR<sup>5</sup>)NR<sup>6</sup>R<sup>7</sup>,  
 -N(=NR<sup>5</sup>)NR<sup>6</sup>R<sup>7</sup>, -NR<sup>5</sup>COR<sup>6</sup>, -NR<sup>5</sup>CO<sub>2</sub>R<sup>6</sup>, -NR<sup>5</sup>SO<sub>2</sub>R<sup>8</sup>, -NR<sup>5</sup>CONR<sup>6</sup>R<sup>7</sup>, -SR<sup>8</sup>,  
 -SOR<sup>8</sup>, -SO<sub>2</sub>R<sup>8</sup>, -SO<sub>2</sub>NR<sup>5</sup>R<sup>6</sup>, -COR<sup>5</sup>, -CO<sub>2</sub>R<sup>5</sup>, -CONR<sup>5</sup>R<sup>6</sup>, -C(=NR<sup>5</sup>)R<sup>6</sup>, or -  
 C(=NOR<sup>5</sup>)R<sup>6</sup> substituents, wherein optionally two substituents are combined to form  
 30 a cycloalkyl or heterocycloalkyl ring fused to Y; wherein the -C<sub>1-6</sub>alkyl substituent,  
 cycloalkyl ring, or heterocycloalkyl ring each optionally is further substituted with 1-5  
 independent halogen, -CN, -C<sub>1-6</sub>alkyl, -O(C<sub>0-6</sub>alkyl), -O(C<sub>3-7</sub>cycloalkyl), -  
 O(aryl), -O(heteroaryl), -N(C<sub>0-6</sub>alkyl)(C<sub>0-6</sub>alkyl), -N(C<sub>0-6</sub>alkyl)(C<sub>3-7</sub>cycloalkyl), or  
 -N(C<sub>0-6</sub>alkyl)(aryl) groups;

R<sup>5</sup>, R<sup>6</sup>, and R<sup>7</sup> each independently is -C<sub>0-6</sub>alkyl, -C<sub>3-7</sub>cycloalkyl, heteroaryl or aryl; any of which is optionally substituted with 1-5 independent halogen, -CN, -C<sub>1-6</sub>alkyl, -O(C<sub>0-6</sub>alkyl), -O(C<sub>3-7</sub>cycloalkyl), -O(aryl), -O(heteroaryl), -N(C<sub>0-6</sub>alkyl)(C<sub>0-6</sub>alkyl), -N(C<sub>0-6</sub>alkyl)(C<sub>3-7</sub>cycloalkyl), -N(C<sub>0-6</sub>alkyl)(aryl) substituents;

R<sup>8</sup> is -C<sub>1-6</sub>alkyl, -C<sub>3-7</sub>cycloalkyl, heteroaryl or aryl; optionally substituted with 1-5 independent halogen, -CN, -C<sub>1-6</sub>alkyl, -O(C<sub>0-6</sub>alkyl), -O(C<sub>3-7</sub>cycloalkyl), -O(aryl), -O(heteroaryl), -N(C<sub>0-6</sub>alkyl)(C<sub>0-6</sub>alkyl), -N(C<sub>0-6</sub>alkyl)(C<sub>3-7</sub>cycloalkyl), -N(C<sub>0-6</sub>alkyl)(aryl) substituents;

B is -C<sub>0-4</sub>alkyl, -C<sub>0-2</sub>alkyl-SO-C<sub>0-2</sub>alkyl-, -C<sub>0-2</sub>alkyl-SO<sub>2</sub>-C<sub>0-2</sub>alkyl-, -C<sub>0-2</sub>alkyl-CO-C<sub>0-2</sub>alkyl-, -C<sub>0-2</sub>alkyl-NR<sup>10</sup>CO-C<sub>0-2</sub>alkyl-, -C<sub>0-2</sub>alkyl-NR<sup>10</sup>SO<sub>2</sub>-C<sub>0-2</sub>alkyl- or -heteroC<sub>0-4</sub>alkyl;

R<sup>9</sup> and R<sup>10</sup> each independently is -C<sub>0-6</sub>alkyl, -C<sub>3-7</sub>cycloalkyl, heteroaryl or aryl; any of which is optionally substituted with 1-5 independent halogen, -CN, -C<sub>1-6</sub>alkyl, -O(C<sub>0-6</sub>alkyl), -O(C<sub>3-7</sub>cycloalkyl), -O(aryl), -O(heteroaryl), -N(C<sub>0-6</sub>alkyl)(C<sub>0-6</sub>alkyl), -N(C<sub>0-6</sub>alkyl)(C<sub>3-7</sub>cycloalkyl), -N(C<sub>0-6</sub>alkyl)(aryl) substituents;

one of A<sup>1</sup> and A<sup>2</sup> is N, the other is CR<sup>12</sup>;

R<sup>11</sup> and R<sup>12</sup> is each independently halogen, -C<sub>0-6</sub>alkyl, -C<sub>0-6</sub>alkoxyl, or -N(C<sub>0-4</sub>alkyl)(C<sub>0-4</sub>alkyl), wherein optionally R<sup>11</sup> and R<sup>12</sup> are combined to form a cycloalkyl, heterocycloalkyl, aryl or heteroaryl ring fused to the pyrazole moiety; wherein the -C<sub>1-6</sub>alkyl substituent, cycloalkyl ring, or heterocycloalkyl ring each optionally is further substituted with 1-5 independent halogen, -CN, -C<sub>1-6</sub>alkyl, -O(C<sub>0-6</sub>alkyl), -O(C<sub>3-7</sub>cycloalkyl), -O(aryl), -O(heteroaryl), -N(C<sub>0-6</sub>alkyl)(C<sub>0-6</sub>alkyl), -N(C<sub>0-6</sub>alkyl)(C<sub>3-7</sub>cycloalkyl), or -N(C<sub>0-6</sub>alkyl)(aryl) groups; and wherein optionally R<sup>11</sup> and R<sup>12</sup> each independently forms =O, =N(C<sub>0-4</sub>alkyl) using a bond from the adjoining double bond;

any N may be an N-oxide;

wherein any of the alkyl optionally is substituted with 1-9 independent halogens;

and provided that when X = 2-pyridyl, A<sup>1</sup> = N, A<sup>2</sup> = CH, R<sup>11</sup> = R<sup>12</sup> = H and A = B = C<sub>0</sub>alkyl, then Y is not 4-methoxyphenyl or 2,5-dimethoxyphenyl.

In a second aspect, the compound of this invention is represented by Formula (I) or a pharmaceutically acceptable salt thereof, wherein

X is pyridyl optionally substituted with 1-4 independent halogen, -CN, -NO<sub>2</sub>, -C<sub>1-6</sub>alkyl, -C<sub>1-6</sub>alkenyl, -C<sub>1-6</sub>alkynyl, -OR<sup>1</sup>, -NR<sup>1</sup>R<sup>2</sup>, -C(=NR<sup>1</sup>)NR<sup>2</sup>R<sup>3</sup>, -N(=NR<sup>1</sup>)NR<sup>2</sup>R<sup>3</sup>, -NR<sup>1</sup>COR<sup>2</sup>, -NR<sup>1</sup>CO<sub>2</sub>R<sup>2</sup>, -NR<sup>1</sup>SO<sub>2</sub>R<sup>4</sup>, -NR<sup>1</sup>CONR<sup>2</sup>R<sup>3</sup>, -SR<sup>4</sup>, -SOR<sup>4</sup>, -SO<sub>2</sub>R<sup>4</sup>, -SO<sub>2</sub>NR<sup>1</sup>R<sup>2</sup>, -COR<sup>1</sup>, -CO<sub>2</sub>R<sup>1</sup>, -CONR<sup>1</sup>R<sup>2</sup>, -C(=NR<sup>1</sup>)R<sup>2</sup>, or -C(=NOR<sup>1</sup>)R<sup>2</sup> substituents, wherein optionally two substituents are combined to form a cycloalkyl or heterocycloalkyl ring fused to X; wherein the -C<sub>1-6</sub>alkyl substituent, cycloalkyl ring, or heterocycloalkyl ring each optionally is further substituted with 1-5 independent halogen, -CN, -C<sub>1-6</sub>alkyl, -O(C<sub>0-6</sub>alkyl), -O(C<sub>3-7</sub>cycloalkyl), -O(aryl), -O(heteroaryl), -N(C<sub>0-6</sub>alkyl)(C<sub>0-6</sub>alkyl), -N(C<sub>0-6</sub>alkyl)(C<sub>3-7</sub>cycloalkyl), or -N(C<sub>0-6</sub>alkyl)(aryl) groups;

R<sup>1</sup>, R<sup>2</sup>, and R<sup>3</sup> each independently is -C<sub>0-6</sub>alkyl, -C<sub>3-7</sub>cycloalkyl, heteroaryl or aryl; any of which is optionally substituted with 1-5 independent halogen, -CN, -C<sub>1-6</sub>alkyl, -O(C<sub>0-6</sub>alkyl), -O(C<sub>3-7</sub>cycloalkyl), -O(aryl), -O(heteroaryl), -N(C<sub>0-6</sub>alkyl)(C<sub>0-6</sub>alkyl), -N(C<sub>0-6</sub>alkyl)(C<sub>3-7</sub>cycloalkyl), -N(C<sub>0-6</sub>alkyl)(aryl) substituents;

R<sup>4</sup> is -C<sub>1-6</sub>alkyl, -C<sub>3-7</sub>cycloalkyl, heteroaryl or aryl; optionally substituted with 1-5 independent halogen, -CN, -C<sub>1-6</sub>alkyl, -O(C<sub>0-6</sub>alkyl), -O(C<sub>3-7</sub>cycloalkyl), -O(aryl), -O(heteroaryl), -N(C<sub>0-6</sub>alkyl)(C<sub>0-6</sub>alkyl), -N(C<sub>0-6</sub>alkyl)(C<sub>3-7</sub>cycloalkyl), -N(C<sub>0-6</sub>alkyl)(aryl) substituents;

A is -C<sub>0-4</sub>alkyl, -C<sub>0-2</sub>alkyl-SO-C<sub>0-2</sub>alkyl-, -C<sub>0-2</sub>alkyl-SO<sub>2</sub>-C<sub>0-2</sub>alkyl-, -C<sub>0-2</sub>alkyl-CO-C<sub>0-2</sub>alkyl-, -C<sub>0-2</sub>alkyl-NR<sup>9</sup>CO-C<sub>0-2</sub>alkyl-, -C<sub>0-2</sub>alkyl-NR<sup>9</sup>SO<sub>2</sub>-C<sub>0-2</sub>alkyl- or -heteroC<sub>0-4</sub>alkyl;

Y is aryl or heteroaryl optionally substituted with 1-7 independent halogen, -CN, NO<sub>2</sub>, -C<sub>1-6</sub>alkyl, -C<sub>1-6</sub>alkenyl, -C<sub>1-6</sub>alkynyl, -OR<sup>5</sup>, -NR<sup>5</sup>R<sup>6</sup>, -C(=NR<sup>5</sup>)NR<sup>6</sup>R<sup>7</sup>, -N(=NR<sup>5</sup>)NR<sup>6</sup>R<sup>7</sup>, -NR<sup>5</sup>COR<sup>6</sup>, -NR<sup>5</sup>CO<sub>2</sub>R<sup>6</sup>, -NR<sup>5</sup>SO<sub>2</sub>R<sup>8</sup>, -NR<sup>5</sup>CONR<sup>6</sup>R<sup>7</sup>, -SR<sup>8</sup>, -SOR<sup>8</sup>, -SO<sub>2</sub>R<sup>8</sup>, -SO<sub>2</sub>NR<sup>5</sup>R<sup>6</sup>, -COR<sup>5</sup>, -CO<sub>2</sub>R<sup>5</sup>, -CONR<sup>5</sup>R<sup>6</sup>, -C(=NR<sup>5</sup>)R<sup>6</sup>, or -C(=NOR<sup>5</sup>)R<sup>6</sup> substituents, wherein optionally two substituents are combined to form a cycloalkyl or heterocycloalkyl ring fused to Y; wherein the -C<sub>1-6</sub>alkyl substituent, cycloalkyl ring, or heterocycloalkyl ring each optionally is further substituted with 1-5 independent halogen, -CN, -C<sub>1-6</sub>alkyl, -O(C<sub>0-6</sub>alkyl), -O(C<sub>3-7</sub>cycloalkyl), -O(aryl), -O(heteroaryl), -N(C<sub>0-6</sub>alkyl)(C<sub>0-6</sub>alkyl), -N(C<sub>0-6</sub>alkyl)(C<sub>3-7</sub>cycloalkyl), or -N(C<sub>0-6</sub>alkyl)(aryl) groups;

R<sup>5</sup>, R<sup>6</sup>, and R<sup>7</sup> each independently is -C<sub>0-6</sub>alkyl, -C<sub>3-7</sub>cycloalkyl, heteroaryl or aryl; any of which is optionally substituted with 1-5 independent halogen, -CN, -C<sub>1-6</sub>alkyl, -O(C<sub>0-6</sub>alkyl), -O(C<sub>3-7</sub>cycloalkyl), -O(aryl), -O(heteroaryl), -N(C<sub>0-6</sub>alkyl)(C<sub>0-6</sub>alkyl), -N(C<sub>0-6</sub>alkyl)(C<sub>3-7</sub>cycloalkyl), -N(C<sub>0-6</sub>alkyl)(aryl) substituents;

R<sup>8</sup> is -C<sub>1-6</sub>alkyl, -C<sub>3-7</sub>cycloalkyl, heteroaryl or aryl; optionally substituted with 1-5 independent halogen, -CN, -C<sub>1-6</sub>alkyl, -O(C<sub>0-6</sub>alkyl), -O(C<sub>3-7</sub>cycloalkyl), -O(aryl), -O(heteroaryl), -N(C<sub>0-6</sub>alkyl)(C<sub>0-6</sub>alkyl), -N(C<sub>0-6</sub>alkyl)(C<sub>3-7</sub>cycloalkyl), -N(C<sub>0-6</sub>alkyl)(aryl) substituents;

B is -C<sub>0-4</sub>alkyl, -C<sub>0-2</sub>alkyl-SO-C<sub>0-2</sub>alkyl-, -C<sub>0-2</sub>alkyl-SO<sub>2</sub>-C<sub>0-2</sub>alkyl-, -C<sub>0-2</sub>alkyl-CO-C<sub>0-2</sub>alkyl-, -C<sub>0-2</sub>alkyl-NR<sup>10</sup>CO-C<sub>0-2</sub>alkyl-, -C<sub>0-2</sub>alkyl-NR<sup>10</sup>SO<sub>2</sub>-C<sub>0-2</sub>alkyl- or -heteroC<sub>0-4</sub>alkyl;

R<sup>9</sup> and R<sup>10</sup> each independently is -C<sub>0-6</sub>alkyl, -C<sub>3-7</sub>cycloalkyl, heteroaryl or aryl; any of which is optionally substituted with 1-5 independent halogen, -CN, -C<sub>1-6</sub>alkyl, -O(C<sub>0-6</sub>alkyl), -O(C<sub>3-7</sub>cycloalkyl), -O(aryl), -O(heteroaryl), -N(C<sub>0-6</sub>alkyl)(C<sub>0-6</sub>alkyl), -N(C<sub>0-6</sub>alkyl)(C<sub>3-7</sub>cycloalkyl), -N(C<sub>0-6</sub>alkyl)(aryl) substituents; one of A<sup>1</sup> and A<sup>2</sup> is N, the other is CR<sup>12</sup>;

R<sup>11</sup> and R<sup>12</sup> is each independently halogen, -C<sub>0-6</sub>alkyl, -C<sub>0-6</sub>alkoxyl, or -N(C<sub>0-4</sub>alkyl)(C<sub>0-4</sub>alkyl), wherein optionally R<sup>11</sup> and R<sup>12</sup> are combined to form a cycloalkyl, heterocycloalkyl, aryl or heteroaryl ring fused to the pyrazole moiety; wherein the -C<sub>1-6</sub>alkyl substituent, cycloalkyl ring, or heterocycloalkyl ring each optionally is further substituted with 1-5 independent halogen, -CN, -C<sub>1-6</sub>alkyl, -O(C<sub>0-6</sub>alkyl), -O(C<sub>3-7</sub>cycloalkyl), -O(aryl), -O(heteroaryl), -N(C<sub>0-6</sub>alkyl)(C<sub>0-6</sub>alkyl), -N(C<sub>0-6</sub>alkyl)(C<sub>3-7</sub>cycloalkyl), or -N(C<sub>0-6</sub>alkyl)(aryl) groups; and wherein optionally R<sup>11</sup> and R<sup>12</sup> each independently forms =O, =N(C<sub>0-4</sub>alkyl) using a bond from the adjoining double bond;

any N may be an N-oxide;

wherein any of the alkyl optionally is substituted with 1-9 independent halogens;

and provided that when X = 2-pyridyl, A<sup>1</sup> = N, A<sup>2</sup> = CH, R<sup>11</sup> = R<sup>12</sup> = H and A = B = C<sub>0</sub>alkyl, then Y is not 4-methoxyphenyl or 2,5-dimethoxyphenyl.

In a third aspect, the compound of this invention is represented by Formula (I) or a pharmaceutically acceptable salt thereof, wherein

X is aryl or heteroaryl optionally substituted with 1-7 independent halogen, -CN, NO<sub>2</sub>, -C<sub>1-6</sub>alkyl, -C<sub>1-6</sub>alkenyl, -C<sub>1-6</sub>alkynyl, -OR<sup>1</sup>, -NR<sup>1</sup>R<sup>2</sup>, -C(=NR<sup>1</sup>)NR<sup>2</sup>R<sup>3</sup>, -N(=NR<sup>1</sup>)NR<sup>2</sup>R<sup>3</sup>, -NR<sup>1</sup>COR<sup>2</sup>, -NR<sup>1</sup>CO<sub>2</sub>R<sup>2</sup>, -NR<sup>1</sup>SO<sub>2</sub>R<sup>4</sup>, -NR<sup>1</sup>CONR<sup>2</sup>R<sup>3</sup>, -SR<sup>4</sup>, -SOR<sup>4</sup>, -SO<sub>2</sub>R<sup>4</sup>, -SO<sub>2</sub>NR<sup>1</sup>R<sup>2</sup>, -COR<sup>1</sup>, -CO<sub>2</sub>R<sup>1</sup>, -CONR<sup>1</sup>R<sup>2</sup>,  
 5 -C(=NR<sup>1</sup>)R<sup>2</sup>, or -C(=NOR<sup>1</sup>)R<sup>2</sup> substituents, wherein optionally two substituents are combined to form a cycloalkyl or heterocycloalkyl ring fused to X; wherein the -C<sub>1-6</sub>alkyl substituent, cycloalkyl ring, or heterocycloalkyl ring each optionally is further substituted with 1-5 independent halogen, -CN, -C<sub>1-6</sub>alkyl, -O(C<sub>0-6</sub>alkyl), -O(C<sub>3-7</sub>cycloalkyl), -O(aryl), -O(heteroaryl), -N(C<sub>0-6</sub>alkyl)(C<sub>0-6</sub>alkyl), -N(C<sub>0-6</sub>alkyl)(C<sub>3-7</sub>cycloalkyl), or -N(C<sub>0-6</sub>alkyl)(aryl) groups;

R<sup>1</sup>, R<sup>2</sup>, and R<sup>3</sup> each independently is -C<sub>0-6</sub>alkyl, -C<sub>3-7</sub>cycloalkyl, heteroaryl or aryl; any of which is optionally substituted with 1-5 independent halogen, -CN, -C<sub>1-6</sub>alkyl, -O(C<sub>0-6</sub>alkyl), -O(C<sub>3-7</sub>cycloalkyl), -O(aryl), -O(heteroaryl), -N(C<sub>0-6</sub>alkyl)(C<sub>0-6</sub>alkyl), -N(C<sub>0-6</sub>alkyl)(C<sub>3-7</sub>cycloalkyl), -N(C<sub>0-6</sub>alkyl)(aryl) substituents;

R<sup>4</sup> is -C<sub>1-6</sub>alkyl, -C<sub>3-7</sub>cycloalkyl, heteroaryl or aryl; optionally substituted with 1-5 independent halogen, -CN, -C<sub>1-6</sub>alkyl, -O(C<sub>0-6</sub>alkyl), -O(C<sub>3-7</sub>cycloalkyl), -O(aryl), -O(heteroaryl), -N(C<sub>0-6</sub>alkyl)(C<sub>0-6</sub>alkyl), -N(C<sub>0-6</sub>alkyl)(C<sub>3-7</sub>cycloalkyl), -N(C<sub>0-6</sub>alkyl)(aryl) substituents;

A is -C<sub>0-4</sub>alkyl, -C<sub>0-2</sub>alkyl-SO-C<sub>0-2</sub>alkyl-, -C<sub>0-2</sub>alkyl-SO<sub>2</sub>-C<sub>0-2</sub>alkyl-, -C<sub>0-2</sub>alkyl-CO-C<sub>0-2</sub>alkyl-, -C<sub>0-2</sub>alkyl-NR<sup>9</sup>CO-C<sub>0-2</sub>alkyl-, -C<sub>0-2</sub>alkyl-NR<sup>9</sup>SO<sub>2</sub>-C<sub>0-2</sub>alkyl- or -heteroC<sub>0-4</sub>alkyl;

Y is 2-pyridyl optionally substituted with 1-4 independent halogen, -CN, NO<sub>2</sub>, -C<sub>1-6</sub>alkyl, -C<sub>1-6</sub>alkenyl, -C<sub>1-6</sub>alkynyl, -OR<sup>5</sup>, -NR<sup>5</sup>R<sup>6</sup>,  
 25 -C(=NR<sup>5</sup>)NR<sup>6</sup>R<sup>7</sup>, -N(=NR<sup>5</sup>)NR<sup>6</sup>R<sup>7</sup>, -NR<sup>5</sup>COR<sup>6</sup>, -NR<sup>5</sup>CO<sub>2</sub>R<sup>6</sup>, -NR<sup>5</sup>SO<sub>2</sub>R<sup>8</sup>, -NR<sup>5</sup>CONR<sup>6</sup>R<sup>7</sup>, -SR<sup>8</sup>, -SOR<sup>8</sup>, -SO<sub>2</sub>R<sup>8</sup>, -SO<sub>2</sub>NR<sup>5</sup>R<sup>6</sup>, -COR<sup>5</sup>, -CO<sub>2</sub>R<sup>5</sup>, -CONR<sup>5</sup>R<sup>6</sup>, -C(=NR<sup>5</sup>)R<sup>6</sup>, or -C(=NOR<sup>5</sup>)R<sup>6</sup> substituents, wherein optionally two substituents are combined to form a cycloalkyl or heterocycloalkyl ring fused to Y; wherein the -C<sub>1-6</sub>alkyl substituent, cycloalkyl ring, or heterocycloalkyl ring each optionally is further substituted with 1-5 independent halogen, -CN, -C<sub>1-6</sub>alkyl, -O(C<sub>0-6</sub>alkyl), -O(C<sub>3-7</sub>cycloalkyl), -O(aryl), -O(heteroaryl), -N(C<sub>0-6</sub>alkyl)(C<sub>0-6</sub>alkyl), -N(C<sub>0-6</sub>alkyl)(C<sub>3-7</sub>cycloalkyl), or -N(C<sub>0-6</sub>alkyl)(aryl) groups;

R<sup>5</sup>, R<sup>6</sup>, and R<sup>7</sup> each independently is -C<sub>0-6</sub>alkyl, -C<sub>3-7</sub>cycloalkyl, heteroaryl or aryl; any of which is optionally substituted with 1-5 independent halogen, -CN, -C<sub>1-6</sub>alkyl, -O(C<sub>0-6</sub>alkyl), -O(C<sub>3-7</sub>cycloalkyl), -O(aryl), -

O(heteroaryl), -N(C<sub>0-6</sub>alkyl)(C<sub>0-6</sub>alkyl), -N(C<sub>0-6</sub>alkyl)(C<sub>3-7</sub>cycloalkyl), -N(C<sub>0-6</sub>alkyl)(aryl) substituents;

R<sup>8</sup> is -C<sub>1-6</sub>alkyl, -C<sub>3-7</sub>cycloalkyl, heteroaryl or aryl; optionally substituted with 1-5 independent halogen, -CN, -C<sub>1-6</sub>alkyl, -O(C<sub>0-6</sub>alkyl), -O(C<sub>3-7</sub>cycloalkyl), -O(aryl), -O(heteroaryl), -N(C<sub>0-6</sub>alkyl)(C<sub>0-6</sub>alkyl), -N(C<sub>0-6</sub>alkyl)(C<sub>3-7</sub>cycloalkyl), -N(C<sub>0-6</sub>alkyl)(aryl) substituents;

B is -C<sub>0-4</sub>alkyl, -C<sub>0-2</sub>alkyl-SO-C<sub>0-2</sub>alkyl-, -C<sub>0-2</sub>alkyl-SO<sub>2</sub>-C<sub>0-2</sub>alkyl-, -C<sub>0-2</sub>alkyl-CO-C<sub>0-2</sub>alkyl-, -C<sub>0-2</sub>alkyl-NR<sup>10</sup>CO-C<sub>0-2</sub>alkyl-, -C<sub>0-2</sub>alkyl-NR<sup>10</sup>SO<sub>2</sub>-C<sub>0-2</sub>alkyl- or -heteroC<sub>0-4</sub>alkyl;

R<sup>9</sup> and R<sup>10</sup> each independently is -C<sub>0-6</sub>alkyl, -C<sub>3-7</sub>cycloalkyl, heteroaryl or aryl; any of which is optionally substituted with 1-5 independent halogen, -CN, -C<sub>1-6</sub>alkyl, -O(C<sub>0-6</sub>alkyl), -O(C<sub>3-7</sub>cycloalkyl), -O(aryl), -O(heteroaryl), -N(C<sub>0-6</sub>alkyl)(C<sub>0-6</sub>alkyl), -N(C<sub>0-6</sub>alkyl)(C<sub>3-7</sub>cycloalkyl), -N(C<sub>0-6</sub>alkyl)(aryl) substituents;

one of A<sup>1</sup> and A<sup>2</sup> is N, the other is CR<sup>12</sup>;

R<sup>11</sup> and R<sup>12</sup> is each independently halogen, -C<sub>0-6</sub>alkyl, -C<sub>0-6</sub>alkoxyl, or -N(C<sub>0-4</sub>alkyl)(C<sub>0-4</sub>alkyl), wherein optionally R<sup>11</sup> and R<sup>12</sup> are combined to form a cycloalkyl, heterocycloalkyl, aryl or heteroaryl ring fused to the pyrazole moiety; wherein the -C<sub>1-6</sub>alkyl substituent, cycloalkyl ring, or heterocycloalkyl ring each optionally is further substituted with 1-5 independent halogen, -CN, -C<sub>1-6</sub>alkyl, -O(C<sub>0-6</sub>alkyl), -O(C<sub>3-7</sub>cycloalkyl), -O(aryl), -O(heteroaryl), -N(C<sub>0-6</sub>alkyl)(C<sub>0-6</sub>alkyl), -N(C<sub>0-6</sub>alkyl)(C<sub>3-7</sub>cycloalkyl), or -N(C<sub>0-6</sub>alkyl)(aryl) groups; and wherein optionally R<sup>11</sup> and R<sup>12</sup> each independently forms =O, =N(C<sub>0-4</sub>alkyl) using a bond from the adjoining double bond;

any N may be an N-oxide;

wherein any of the alkyl optionally is substituted with 1-9 independent halogens;

and provided that when X = 2-pyridyl, A<sup>1</sup> = N, A<sup>2</sup> = CH, R<sup>11</sup> = R<sup>12</sup> = H and A = B = C<sub>0</sub>alkyl, then Y is not 4-methoxyphenyl or 2,5-dimethoxyphenyl.

In an embodiment of the third aspect, the compound of this invention is represented by Formula (I) or a pharmaceutically acceptable salt thereof, wherein

X is pyridyl optionally substituted with 1-4 independent halogen, -CN, NO<sub>2</sub>, -C<sub>1-6</sub>alkyl, -C<sub>1-6</sub>alkenyl, -C<sub>1-6</sub>alkynyl, -OR<sup>1</sup>, -NR<sup>1</sup>R<sup>2</sup>, -C(=NR<sup>1</sup>)NR<sup>2</sup>R<sup>3</sup>, -



$N(=NR^1)NR^2R^3$ ,  $-NR^1COR^2$ ,  $-NR^1CO_2R^2$ ,  $-NR^1SO_2R^4$ ,  $-NR^1CONR^2R^3$ ,  $-SR^4$ ,  
 $-SOR^4$ ,  $-SO_2R^4$ ,  $-SO_2NR^1R^2$ ,  $-COR^1$ ,  $-CO_2R^1$ ,  $-CONR^1R^2$ ,  $-C(=NR^1)R^2$ , or  $-$   
 $C(=NOR^1)R^2$  substituents, wherein optionally two substituents are combined to form  
a cycloalkyl or heterocycloalkyl ring fused to X; wherein the  $-C_{1-6}$ alkyl substituent,  
5 cycloalkyl ring, or heterocycloalkyl ring each optionally is further substituted with 1-5  
independent halogen,  $-CN$ ,  $-C_{1-6}$ alkyl,  $-O(C_{0-6}$ alkyl),  $-O(C_{3-7}$ cycloalkyl),  $-$   
 $O(aryl)$ ,  $-O(heteroaryl)$ ,  $-N(C_{0-6}$ alkyl)( $C_{0-6}$ alkyl),  $-N(C_{0-6}$ alkyl)( $C_{3-7}$ cycloalkyl), or  
 $-N(C_{0-6}$ alkyl)(aryl) groups;

$R^1$ ,  $R^2$ , and  $R^3$  each independently is  $-C_{0-6}$ alkyl,  $-C_{3-7}$ cycloalkyl,  
10 heteroaryl or aryl; any of which is optionally substituted with 1-5 independent  
halogen,  $-CN$ ,  $-C_{1-6}$ alkyl,  $-O(C_{0-6}$ alkyl),  $-O(C_{3-7}$ cycloalkyl),  $-O(aryl)$ ,  $-$   
 $O(heteroaryl)$ ,  $-N(C_{0-6}$ alkyl)( $C_{0-6}$ alkyl),  $-N(C_{0-6}$ alkyl)( $C_{3-7}$ cycloalkyl),  $-N(C_{0-6}$   
 $C_{0-6}$ alkyl)(aryl) substituents;

$R^4$  is  $-C_{1-6}$ alkyl,  $-C_{3-7}$ cycloalkyl, heteroaryl or aryl; optionally  
15 substituted with 1-5 independent halogen,  $-CN$ ,  $-C_{1-6}$ alkyl,  $-O(C_{0-6}$ alkyl),  $-O(C_{3-7}$   
 $C_{3-7}$ cycloalkyl),  $-O(aryl)$ ,  $-O(heteroaryl)$ ,  $-N(C_{0-6}$ alkyl)( $C_{0-6}$ alkyl),  $-N(C_{0-6}$ alkyl)( $C_{3-7}$   
 $C_{3-7}$ cycloalkyl),  $-N(C_{0-6}$ alkyl)(aryl) substituents;

A is  $-C_{0-4}$ alkyl,  $-C_{0-2}$ alkyl-SO- $C_{0-2}$ alkyl-,  $-C_{0-2}$ alkyl-SO<sub>2</sub>- $C_{0-2}$   
 $C_{0-2}$ alkyl-,  $-C_{0-2}$ alkyl-CO- $C_{0-2}$ alkyl-,  $-C_{0-2}$ alkyl-NR<sup>9</sup>CO- $C_{0-2}$ alkyl-,  $-C_{0-2}$ alkyl-  
20 NR<sup>9</sup>SO<sub>2</sub>- $C_{0-2}$ alkyl- or -heteroC<sub>0-4</sub>alkyl;

Y is 2-pyridyl optionally substituted with 1-4 independent halogen,  $-$   
 $CN$ ,  $NO_2$ ,  $-C_{1-6}$ alkyl,  $-C_{1-6}$ alkenyl,  $-C_{1-6}$ alkynyl,  $-OR^5$ ,  $-NR^5R^6$ ,  
 $-C(=NR^5)NR^6R^7$ ,  $-N(=NR^5)NR^6R^7$ ,  $-NR^5COR^6$ ,  $-NR^5CO_2R^6$ ,  $-NR^5SO_2R^8$ ,  $-$   
 $NR^5CONR^6R^7$ ,  $-SR^8$ ,  $-SOR^8$ ,  $-SO_2R^8$ ,  $-SO_2NR^5R^6$ ,  $-COR^5$ ,  $-CO_2R^5$ ,  $-CONR^5R^6$ ,  
25  $-C(=NR^5)R^6$ , or  $-C(=NOR^5)R^6$  substituents, wherein optionally two substituents are  
combined to form a cycloalkyl or heterocycloalkyl ring fused to Y; wherein the  $-C_{1-6}$   
 $C_{1-6}$ alkyl substituent, cycloalkyl ring, or heterocycloalkyl ring each optionally is further  
substituted with 1-5 independent halogen,  $-CN$ ,  $-C_{1-6}$ alkyl,  $-O(C_{0-6}$ alkyl),  $-O(C_{3-7}$   
 $C_{3-7}$ cycloalkyl),  $-O(aryl)$ ,  $-O(heteroaryl)$ ,  $-N(C_{0-6}$ alkyl)( $C_{0-6}$ alkyl),  $-N(C_{0-6}$ alkyl)( $C_{3-7}$   
30  $C_{3-7}$ cycloalkyl), or  $-N(C_{0-6}$ alkyl)(aryl) groups;

$R^5$ ,  $R^6$ , and  $R^7$  each independently is  $-C_{0-6}$ alkyl,  $-C_{3-7}$ cycloalkyl,  
heteroaryl or aryl; any of which is optionally substituted with 1-5 independent  
halogen,  $-CN$ ,  $-C_{1-6}$ alkyl,  $-O(C_{0-6}$ alkyl),  $-O(C_{3-7}$ cycloalkyl),  $-O(aryl)$ ,  $-$

O(heteroaryl), -N(C<sub>0-6</sub>alkyl)(C<sub>0-6</sub>alkyl), -N(C<sub>0-6</sub>alkyl)(C<sub>3-7</sub>cycloalkyl), -N(C<sub>0-6</sub>alkyl)(aryl) substituents;

R<sup>8</sup> is -C<sub>1-6</sub>alkyl, -C<sub>3-7</sub>cycloalkyl, heteroaryl or aryl; optionally substituted with 1-5 independent halogen, -CN, -C<sub>1-6</sub>alkyl, -O(C<sub>0-6</sub>alkyl), -O(C<sub>3-7</sub>cycloalkyl), -O(aryl), -O(heteroaryl), -N(C<sub>0-6</sub>alkyl)(C<sub>0-6</sub>alkyl), -N(C<sub>0-6</sub>alkyl)(C<sub>3-7</sub>cycloalkyl), -N(C<sub>0-6</sub>alkyl)(aryl) substituents;

B is -C<sub>0-4</sub>alkyl, -C<sub>0-2</sub>alkyl-SO-C<sub>0-2</sub>alkyl-, -C<sub>0-2</sub>alkyl-SO<sub>2</sub>-C<sub>0-2</sub>alkyl-, -C<sub>0-2</sub>alkyl-CO-C<sub>0-2</sub>alkyl-, -C<sub>0-2</sub>alkyl-NR<sup>10</sup>CO-C<sub>0-2</sub>alkyl-, -C<sub>0-2</sub>alkyl-NR<sup>10</sup>SO<sub>2</sub>-C<sub>0-2</sub>alkyl- or -heteroC<sub>0-4</sub>alkyl;

R<sup>9</sup> and R<sup>10</sup> each independently is -C<sub>0-6</sub>alkyl, -C<sub>3-7</sub>cycloalkyl, heteroaryl or aryl; any of which is optionally substituted with 1-5 independent halogen, -CN, -C<sub>1-6</sub>alkyl, -O(C<sub>0-6</sub>alkyl), -O(C<sub>3-7</sub>cycloalkyl), -O(aryl), -O(heteroaryl), -N(C<sub>0-6</sub>alkyl)(C<sub>0-6</sub>alkyl), -N(C<sub>0-6</sub>alkyl)(C<sub>3-7</sub>cycloalkyl), -N(C<sub>0-6</sub>alkyl)(aryl) substituents;

one of A<sup>1</sup> and A<sup>2</sup> is N, the other is CR<sup>12</sup>;

R<sup>11</sup> and R<sup>12</sup> is each independently halogen, -C<sub>0-6</sub>alkyl, -C<sub>0-6</sub>alkoxyl, or -N(C<sub>0-4</sub>alkyl)(C<sub>0-4</sub>alkyl), wherein optionally R<sup>11</sup> and R<sup>12</sup> are combined to form a cycloalkyl, heterocycloalkyl, aryl or heteroaryl ring fused to the pyrazole moiety; wherein the -C<sub>1-6</sub>alkyl substituent, cycloalkyl ring, or heterocycloalkyl ring each optionally is further substituted with 1-5 independent halogen, -CN, -C<sub>1-6</sub>alkyl, -O(C<sub>0-6</sub>alkyl), -O(C<sub>3-7</sub>cycloalkyl), -O(aryl), -O(heteroaryl), -N(C<sub>0-6</sub>alkyl)(C<sub>0-6</sub>alkyl), -N(C<sub>0-6</sub>alkyl)(C<sub>3-7</sub>cycloalkyl), or -N(C<sub>0-6</sub>alkyl)(aryl) groups; and wherein optionally R<sup>11</sup> and R<sup>12</sup> each independently forms =O, =N(C<sub>0-4</sub>alkyl) using a bond from the adjoining double bond;

any N may be an N-oxide;

wherein any of the alkyl optionally is substituted with 1-9 independent halogens;

and provided that when X = 2-pyridyl, A<sup>1</sup> = N, A<sup>2</sup> = CH, R<sup>11</sup> = R<sup>12</sup> = H and A = B = C<sub>0</sub>alkyl, then Y is not 4-methoxyphenyl or 2,5-dimethoxyphenyl.

In a fourth aspect, the compound of this invention is represented by Formula (I) or a pharmaceutically acceptable salt thereof, wherein

X is phenyl optionally substituted with 1-5 independent halogen, -CN, NO<sub>2</sub>, -C<sub>1-6</sub>alkyl, -C<sub>1-6</sub>alkenyl, -C<sub>1-6</sub>alkynyl, -OR<sup>1</sup>, -NR<sup>1</sup>R<sup>2</sup>, -C(=NR<sup>1</sup>)NR<sup>2</sup>R<sup>3</sup>, -

$N(=NR^1)NR^2R^3$ ,  $-NR^1COR^2$ ,  $-NR^1CO_2R^2$ ,  $-NR^1SO_2R^4$ ,  $-NR^1CONR^2R^3$ ,  $-SR^4$ ,  
 $-SOR^4$ ,  $-SO_2R^4$ ,  $-SO_2NR^1R^2$ ,  $-COR^1$ ,  $-CO_2R^1$ ,  $-CONR^1R^2$ ,  $-C(=NR^1)R^2$ , or  $-$   
 $C(=NOR^1)R^2$  substituents, wherein optionally two substituents are combined to form  
a cycloalkyl or heterocycloalkyl ring fused to X; wherein the  $-C_{1-6}$ alkyl substituent,  
5 cycloalkyl ring, or heterocycloalkyl ring each optionally is further substituted with 1-5  
independent halogen,  $-CN$ ,  $-C_{1-6}$ alkyl,  $-O(C_{0-6}$ alkyl),  $-O(C_{3-7}$ cycloalkyl),  $-$   
 $O(aryl)$ ,  $-O(heteroaryl)$ ,  $-N(C_{0-6}$ alkyl)( $C_{0-6}$ alkyl),  $-N(C_{0-6}$ alkyl)( $C_{3-7}$ cycloalkyl), or  
 $-N(C_{0-6}$ alkyl)(aryl) groups;

$R^1$ ,  $R^2$ , and  $R^3$  each independently is  $-C_{0-6}$ alkyl,  $-C_{3-7}$ cycloalkyl,  
10 heteroaryl or aryl; any of which is optionally substituted with 1-5 independent  
halogen,  $-CN$ ,  $-C_{1-6}$ alkyl,  $-O(C_{0-6}$ alkyl),  $-O(C_{3-7}$ cycloalkyl),  $-O(aryl)$ ,  $-$   
 $O(heteroaryl)$ ,  $-N(C_{0-6}$ alkyl)( $C_{0-6}$ alkyl),  $-N(C_{0-6}$ alkyl)( $C_{3-7}$ cycloalkyl),  $-N(C_{0-6}$   
 $alkyl)(aryl)$  substituents;

$R^4$  is  $-C_{1-6}$ alkyl,  $-C_{3-7}$ cycloalkyl, heteroaryl or aryl; optionally  
15 substituted with 1-5 independent halogen,  $-CN$ ,  $-C_{1-6}$ alkyl,  $-O(C_{0-6}$ alkyl),  $-O(C_{3-7}$   
 $cycloalkyl)$ ,  $-O(aryl)$ ,  $-O(heteroaryl)$ ,  $-N(C_{0-6}$ alkyl)( $C_{0-6}$ alkyl),  $-N(C_{0-6}$ alkyl)( $C_{3-7}$   
 $cycloalkyl)$ ,  $-N(C_{0-6}$ alkyl)(aryl) substituents;

A is  $-C_{0-4}$ alkyl,  $-C_{0-2}$ alkyl- $SO-C_{0-2}$ alkyl-,  $-C_{0-2}$ alkyl- $SO_2-C_{0-2}$   
 $alkyl-$ ,  $-C_{0-2}$ alkyl- $CO-C_{0-2}$ alkyl-,  $-C_{0-2}$ alkyl- $NR^9CO-C_{0-2}$ alkyl-,  $-C_{0-2}$ alkyl-  
20  $NR^9SO_2-C_{0-2}$ alkyl- or  $-heteroC_{0-4}$ alkyl;

Y is aryl or heteroaryl optionally substituted with 1-7 independent  
halogen,  $-CN$ ,  $NO_2$ ,  $-C_{1-6}$ alkyl,  $-C_{1-6}$ alkenyl,  $-C_{1-6}$ alkynyl,  $-OR^5$ ,  $-NR^5R^6$ ,  
 $-C(=NR^5)NR^6R^7$ ,  $-N(=NR^5)NR^6R^7$ ,  $-NR^5COR^6$ ,  $-NR^5CO_2R^6$ ,  $-NR^5SO_2R^8$ ,  $-$   
 $NR^5CONR^6R^7$ ,  $-SR^8$ ,  $-SOR^8$ ,  $-SO_2R^8$ ,  $-SO_2NR^5R^6$ ,  $-COR^5$ ,  $-CO_2R^5$ ,  $-CONR^5R^6$ ,  
25  $-C(=NR^5)R^6$ , or  $-C(=NOR^5)R^6$  substituents, wherein optionally two substituents are  
combined to form a cycloalkyl or heterocycloalkyl ring fused to Y; wherein the  $-C_{1-6}$   
 $alkyl$  substituent, cycloalkyl ring, or heterocycloalkyl ring each optionally is further  
substituted with 1-5 independent halogen,  $-CN$ ,  $-C_{1-6}$ alkyl,  $-O(C_{0-6}$ alkyl),  $-O(C_{3-7}$   
 $cycloalkyl)$ ,  $-O(aryl)$ ,  $-O(heteroaryl)$ ,  $-N(C_{0-6}$ alkyl)( $C_{0-6}$ alkyl),  $-N(C_{0-6}$ alkyl)( $C_{3-7}$   
30  $cycloalkyl)$ , or  $-N(C_{0-6}$ alkyl)(aryl) groups;

$R^5$ ,  $R^6$ , and  $R^7$  each independently is  $-C_{0-6}$ alkyl,  $-C_{3-7}$ cycloalkyl,  
heteroaryl or aryl; any of which is optionally substituted with 1-5 independent  
halogen,  $-CN$ ,  $-C_{1-6}$ alkyl,  $-O(C_{0-6}$ alkyl),  $-O(C_{3-7}$ cycloalkyl),  $-O(aryl)$ ,  $-$

O(heteroaryl), -N(C<sub>0-6</sub>alkyl)(C<sub>0-6</sub>alkyl), -N(C<sub>0-6</sub>alkyl)(C<sub>3-7</sub>cycloalkyl), -N(C<sub>0-6</sub>alkyl)(aryl) substituents;

R<sup>8</sup> is -C<sub>1-6</sub>alkyl, -C<sub>3-7</sub>cycloalkyl, heteroaryl or aryl; optionally substituted with 1-5 independent halogen, -CN, -C<sub>1-6</sub>alkyl, -O(C<sub>0-6</sub>alkyl), -O(C<sub>3-7</sub>cycloalkyl), -O(aryl), -O(heteroaryl), -N(C<sub>0-6</sub>alkyl)(C<sub>0-6</sub>alkyl), -N(C<sub>0-6</sub>alkyl)(C<sub>3-7</sub>cycloalkyl), -N(C<sub>0-6</sub>alkyl)(aryl) substituents;

B is -C<sub>0-4</sub>alkyl, -C<sub>0-2</sub>alkyl-SO-C<sub>0-2</sub>alkyl-, -C<sub>0-2</sub>alkyl-SO<sub>2</sub>-C<sub>0-2</sub>alkyl-, -C<sub>0-2</sub>alkyl-CO-C<sub>0-2</sub>alkyl-, -C<sub>0-2</sub>alkyl-NR<sup>10</sup>CO-C<sub>0-2</sub>alkyl-, -C<sub>0-2</sub>alkyl-NR<sup>10</sup>SO<sub>2</sub>-C<sub>0-2</sub>alkyl- or -heteroC<sub>0-4</sub>alkyl;

R<sup>9</sup> and R<sup>10</sup> each independently is -C<sub>0-6</sub>alkyl, -C<sub>3-7</sub>cycloalkyl, heteroaryl or aryl; any of which is optionally substituted with 1-5 independent halogen, -CN, -C<sub>1-6</sub>alkyl, -O(C<sub>0-6</sub>alkyl), -O(C<sub>3-7</sub>cycloalkyl), -O(aryl), -O(heteroaryl), -N(C<sub>0-6</sub>alkyl)(C<sub>0-6</sub>alkyl), -N(C<sub>0-6</sub>alkyl)(C<sub>3-7</sub>cycloalkyl), -N(C<sub>0-6</sub>alkyl)(aryl) substituents;

one of A<sup>1</sup> and A<sup>2</sup> is N, the other is CR<sup>12</sup>;

R<sup>11</sup> and R<sup>12</sup> is each independently halogen, -C<sub>0-6</sub>alkyl, -C<sub>0-6</sub>alkoxyl, or -N(C<sub>0-4</sub>alkyl)(C<sub>0-4</sub>alkyl), wherein optionally R<sup>11</sup> and R<sup>12</sup> are combined to form a cycloalkyl, heterocycloalkyl, aryl or heteroaryl ring fused to the pyrazole moiety; wherein the -C<sub>1-6</sub>alkyl substituent, cycloalkyl ring, or heterocycloalkyl ring each optionally is further substituted with 1-5 independent halogen, -CN, -C<sub>1-6</sub>alkyl, -O(C<sub>0-6</sub>alkyl), -O(C<sub>3-7</sub>cycloalkyl), -O(aryl), -O(heteroaryl), -N(C<sub>0-6</sub>alkyl)(C<sub>0-6</sub>alkyl), -N(C<sub>0-6</sub>alkyl)(C<sub>3-7</sub>cycloalkyl), or -N(C<sub>0-6</sub>alkyl)(aryl) groups; and wherein optionally R<sup>11</sup> and R<sup>12</sup> each independently forms =O, =N(C<sub>0-4</sub>alkyl) using a bond from the adjoining double bond;

any N may be an N-oxide;

wherein any of the alkyl optionally is substituted with 1-9 independent halogens;

and provided that when X = 2-pyridyl, A<sup>1</sup> = N, A<sup>2</sup> = CH, R<sup>11</sup> = R<sup>12</sup> = H and A = B = C<sub>0</sub>alkyl, then Y is not 4-methoxyphenyl or 2,5-dimethoxyphenyl.

30

In an embodiment of this fourth aspect, the compound of this invention is represented by Formula (I) or a pharmaceutically acceptable salt thereof, wherein

X is phenyl optionally substituted with 1-5 independent halogen, -CN, NO<sub>2</sub>, -C<sub>1-6</sub>alkyl, -C<sub>1-6</sub>alkenyl, -C<sub>1-6</sub>alkynyl, -OR<sup>1</sup>, -NR<sup>1</sup>R<sup>2</sup>, -C(=NR<sup>1</sup>)NR<sup>2</sup>R<sup>3</sup>, -

$N(=NR^1)NR^2R^3$ ,  $-NR^1COR^2$ ,  $-NR^1CO_2R^2$ ,  $-NR^1SO_2R^4$ ,  $-NR^1CONR^2R^3$ ,  $-SR^4$ ,  
 $-SOR^4$ ,  $-SO_2R^4$ ,  $-SO_2NR^1R^2$ ,  $-COR^1$ ,  $-CO_2R^1$ ,  $-CONR^1R^2$ ,  $-C(=NR^1)R^2$ , or  $-$   
 $C(=NOR^1)R^2$  substituents, wherein optionally two substituents are combined to form  
a cycloalkyl or heterocycloalkyl ring fused to X; wherein the  $-C_{1-6}$ alkyl substituent,  
5 cycloalkyl ring, or heterocycloalkyl ring each optionally is further substituted with 1-5  
independent halogen,  $-CN$ ,  $-C_{1-6}$ alkyl,  $-O(C_{0-6}$ alkyl),  $-O(C_{3-7}$ cycloalkyl),  $-$   
 $O(aryl)$ ,  $-O(heteroaryl)$ ,  $-N(C_{0-6}$ alkyl)( $C_{0-6}$ alkyl),  $-N(C_{0-6}$ alkyl)( $C_{3-7}$ cycloalkyl), or  
 $-N(C_{0-6}$ alkyl)(aryl) groups;

$R^1$ ,  $R^2$ , and  $R^3$  each independently is  $-C_{0-6}$ alkyl,  $-C_{3-7}$ cycloalkyl,  
10 heteroaryl or aryl; any of which is optionally substituted with 1-5 independent  
halogen,  $-CN$ ,  $-C_{1-6}$ alkyl,  $-O(C_{0-6}$ alkyl),  $-O(C_{3-7}$ cycloalkyl),  $-O(aryl)$ ,  $-$   
 $O(heteroaryl)$ ,  $-N(C_{0-6}$ alkyl)( $C_{0-6}$ alkyl),  $-N(C_{0-6}$ alkyl)( $C_{3-7}$ cycloalkyl),  $-N(C_{0-6}$   
alkyl)(aryl) substituents;

$R^4$  is  $-C_{1-6}$ alkyl,  $-C_{3-7}$ cycloalkyl, heteroaryl or aryl; optionally  
15 substituted with 1-5 independent halogen,  $-CN$ ,  $-C_{1-6}$ alkyl,  $-O(C_{0-6}$ alkyl),  $-O(C_{3-7}$   
cycloalkyl),  $-O(aryl)$ ,  $-O(heteroaryl)$ ,  $-N(C_{0-6}$ alkyl)( $C_{0-6}$ alkyl),  $-N(C_{0-6}$ alkyl)( $C_{3-7}$   
cycloalkyl),  $-N(C_{0-6}$ alkyl)(aryl) substituents;

A is  $-C_{0-4}$ alkyl,  $-C_{0-2}$ alkyl- $SO-C_{0-2}$ alkyl-,  $-C_{0-2}$ alkyl- $SO_2-C_{0-2}$   
alkyl-,  $-C_{0-2}$ alkyl- $CO-C_{0-2}$ alkyl-,  $-C_{0-2}$ alkyl- $NR^9CO-C_{0-2}$ alkyl-,  $-C_{0-2}$ alkyl-  
20  $NR^9SO_2-C_{0-2}$ alkyl- or  $-heteroC_{0-4}$ alkyl;

Y is 2-pyridyl optionally substituted with 1-4 independent halogen,  $-$   
 $CN$ ,  $NO_2$ ,  $-C_{1-6}$ alkyl,  $-C_{1-6}$ alkenyl,  $-C_{1-6}$ alkynyl,  $-OR^5$ ,  $-NR^5R^6$ ,  
 $-C(=NR^5)NR^6R^7$ ,  $-N(=NR^5)NR^6R^7$ ,  $-NR^5COR^6$ ,  $-NR^5CO_2R^6$ ,  $-NR^5SO_2R^8$ ,  $-$   
 $NR^5CONR^6R^7$ ,  $-SR^8$ ,  $-SOR^8$ ,  $-SO_2R^8$ ,  $-SO_2NR^5R^6$ ,  $-COR^5$ ,  $-CO_2R^5$ ,  $-CONR^5R^6$ ,  
25  $-C(=NR^5)R^6$ , or  $-C(=NOR^5)R^6$  substituents, wherein optionally two substituents are  
combined to form a cycloalkyl or heterocycloalkyl ring fused to Y; wherein the  $-C_{1-6}$   
alkyl substituent, cycloalkyl ring, or heterocycloalkyl ring each optionally is further  
substituted with 1-5 independent halogen,  $-CN$ ,  $-C_{1-6}$ alkyl,  $-O(C_{0-6}$ alkyl),  $-O(C_{3-7}$   
cycloalkyl),  $-O(aryl)$ ,  $-O(heteroaryl)$ ,  $-N(C_{0-6}$ alkyl)( $C_{0-6}$ alkyl),  $-N(C_{0-6}$ alkyl)( $C_{3-7}$   
30 cycloalkyl), or  $-N(C_{0-6}$ alkyl)(aryl) groups;

$R^5$ ,  $R^6$ , and  $R^7$  each independently is  $-C_{0-6}$ alkyl,  $-C_{3-7}$ cycloalkyl,  
heteroaryl or aryl; any of which is optionally substituted with 1-5 independent  
halogen,  $-CN$ ,  $-C_{1-6}$ alkyl,  $-O(C_{0-6}$ alkyl),  $-O(C_{3-7}$ cycloalkyl),  $-O(aryl)$ ,  $-$

O(heteroaryl), -N(C<sub>0-6</sub>alkyl)(C<sub>0-6</sub>alkyl), -N(C<sub>0-6</sub>alkyl)(C<sub>3-7</sub>cycloalkyl), -N(C<sub>0-6</sub>alkyl)(aryl) substituents;

R<sup>8</sup> is -C<sub>1-6</sub>alkyl, -C<sub>3-7</sub>cycloalkyl, heteroaryl or aryl; optionally substituted with 1-5 independent halogen, -CN, -C<sub>1-6</sub>alkyl, -O(C<sub>0-6</sub>alkyl), -O(C<sub>3-7</sub>cycloalkyl), -O(aryl), -O(heteroaryl), -N(C<sub>0-6</sub>alkyl)(C<sub>0-6</sub>alkyl), -N(C<sub>0-6</sub>alkyl)(C<sub>3-7</sub>cycloalkyl), -N(C<sub>0-6</sub>alkyl)(aryl) substituents;

B is -C<sub>0-4</sub>alkyl, -C<sub>0-2</sub>alkyl-SO-C<sub>0-2</sub>alkyl-, -C<sub>0-2</sub>alkyl-SO<sub>2</sub>-C<sub>0-2</sub>alkyl-, -C<sub>0-2</sub>alkyl-CO-C<sub>0-2</sub>alkyl-, -C<sub>0-2</sub>alkyl-NR<sup>10</sup>CO-C<sub>0-2</sub>alkyl-, -C<sub>0-2</sub>alkyl-NR<sup>10</sup>SO<sub>2</sub>-C<sub>0-2</sub>alkyl- or -heteroC<sub>0-4</sub>alkyl;

R<sup>9</sup> and R<sup>10</sup> each independently is -C<sub>0-6</sub>alkyl, -C<sub>3-7</sub>cycloalkyl, heteroaryl or aryl; any of which is optionally substituted with 1-5 independent halogen, -CN, -C<sub>1-6</sub>alkyl, -O(C<sub>0-6</sub>alkyl), -O(C<sub>3-7</sub>cycloalkyl), -O(aryl), -O(heteroaryl), -N(C<sub>0-6</sub>alkyl)(C<sub>0-6</sub>alkyl), -N(C<sub>0-6</sub>alkyl)(C<sub>3-7</sub>cycloalkyl), -N(C<sub>0-6</sub>alkyl)(aryl) substituents; one of A<sup>1</sup> and A<sup>2</sup> is N, the other is CR<sup>12</sup>;

R<sup>11</sup> and R<sup>12</sup> is each independently halogen, -C<sub>0-6</sub>alkyl, -C<sub>0-6</sub>alkoxyl, or -N(C<sub>0-4</sub>alkyl)(C<sub>0-4</sub>alkyl), wherein optionally R<sup>11</sup> and R<sup>12</sup> are combined to form a cycloalkyl, heterocycloalkyl, aryl or heteroaryl ring fused to the pyrazole moiety; wherein the -C<sub>1-6</sub>alkyl substituent, cycloalkyl ring, or heterocycloalkyl ring each optionally is further substituted with 1-5 independent halogen, -CN, -C<sub>1-6</sub>alkyl, -O(C<sub>0-6</sub>alkyl), -O(C<sub>3-7</sub>cycloalkyl), -O(aryl), -O(heteroaryl), -N(C<sub>0-6</sub>alkyl)(C<sub>0-6</sub>alkyl), -N(C<sub>0-6</sub>alkyl)(C<sub>3-7</sub>cycloalkyl), or -N(C<sub>0-6</sub>alkyl)(aryl) groups; and wherein optionally R<sup>11</sup> and R<sup>12</sup> each independently forms =O, =N(C<sub>0-4</sub>alkyl) using a bond from the adjoining double bond;

any N may be an N-oxide;

wherein any of the alkyl optionally is substituted with 1-9 independent halogens;

and provided that when X = 2-pyridyl, A<sup>1</sup> = N, A<sup>2</sup> = CH, R<sup>11</sup> = R<sup>12</sup> = H and A = B = C<sub>0</sub>alkyl, then Y is not 4-methoxyphenyl or 2,5-dimethoxyphenyl.

In a fifth aspect, the compound of this invention is represented by Formula (I) or a pharmaceutically acceptable salt thereof, wherein

X is aryl or heteroaryl optionally substituted with 1-7 independent halogen, -CN, NO<sub>2</sub>, -C<sub>1-6</sub>alkyl, -C<sub>1-6</sub>alkenyl, -C<sub>1-6</sub>alkynyl, -OR<sup>1</sup>, -NR<sup>1</sup>R<sup>2</sup>, -C(=NR<sup>1</sup>)NR<sup>2</sup>R<sup>3</sup>, -N(=NR<sup>1</sup>)NR<sup>2</sup>R<sup>3</sup>, -NR<sup>1</sup>COR<sup>2</sup>, -NR<sup>1</sup>CO<sub>2</sub>R<sup>2</sup>, -NR<sup>1</sup>SO<sub>2</sub>R<sup>4</sup>, -

NR<sup>1</sup>CONR<sup>2</sup>R<sup>3</sup>, -SR<sup>4</sup>, -SOR<sup>4</sup>, -SO<sub>2</sub>R<sup>4</sup>, -SO<sub>2</sub>NR<sup>1</sup>R<sup>2</sup>, -COR<sup>1</sup>, -CO<sub>2</sub>R<sup>1</sup>, -CONR<sup>1</sup>R<sup>2</sup>,  
 -C(=NR<sup>1</sup>)R<sup>2</sup>, or -C(=NOR<sup>1</sup>)R<sup>2</sup> substituents, wherein optionally two substituents are  
 combined to form a cycloalkyl or heterocycloalkyl ring fused to X; wherein the -C<sub>1</sub>-  
 6alkyl substituent, cycloalkyl ring, or heterocycloalkyl ring each optionally is further  
 5 substituted with 1-5 independent halogen, -CN, -C<sub>1</sub>-6alkyl, -O(C<sub>0</sub>-6alkyl), -O(C<sub>3</sub>-  
 7cycloalkyl), -O(aryl), -O(heteroaryl), -N(C<sub>0</sub>-6alkyl)(C<sub>0</sub>-6alkyl), -N(C<sub>0</sub>-6alkyl)(C<sub>3</sub>-  
 7cycloalkyl), or -N(C<sub>0</sub>-6alkyl)(aryl) groups;

R<sup>1</sup>, R<sup>2</sup>, and R<sup>3</sup> each independently is -C<sub>0</sub>-6alkyl, -C<sub>3</sub>-7cycloalkyl,  
 heteroaryl or aryl; any of which is optionally substituted with 1-5 independent  
 10 halogen, -CN, -C<sub>1</sub>-6alkyl, -O(C<sub>0</sub>-6alkyl), -O(C<sub>3</sub>-7cycloalkyl), -O(aryl), -  
 O(heteroaryl), -N(C<sub>0</sub>-6alkyl)(C<sub>0</sub>-6alkyl), -N(C<sub>0</sub>-6alkyl)(C<sub>3</sub>-7cycloalkyl), -N(C<sub>0</sub>-  
 6alkyl)(aryl) substituents;

R<sup>4</sup> is -C<sub>1</sub>-6alkyl, -C<sub>3</sub>-7cycloalkyl, heteroaryl or aryl; optionally  
 substituted with 1-5 independent halogen, -CN, -C<sub>1</sub>-6alkyl, -O(C<sub>0</sub>-6alkyl), -O(C<sub>3</sub>-  
 15 7cycloalkyl), -O(aryl), -O(heteroaryl), -N(C<sub>0</sub>-6alkyl)(C<sub>0</sub>-6alkyl), -N(C<sub>0</sub>-6alkyl)(C<sub>3</sub>-  
 7cycloalkyl), -N(C<sub>0</sub>-6alkyl)(aryl) substituents;

A is -C<sub>0</sub>-4alkyl, -C<sub>0</sub>-2alkyl-SO-C<sub>0</sub>-2alkyl-, -C<sub>0</sub>-2alkyl-SO<sub>2</sub>-C<sub>0</sub>-  
 2alkyl-, -C<sub>0</sub>-2alkyl-CO-C<sub>0</sub>-2alkyl-, -C<sub>0</sub>-2alkyl-NR<sup>9</sup>CO-C<sub>0</sub>-2alkyl-, -C<sub>0</sub>-2alkyl-  
 NR<sup>9</sup>SO<sub>2</sub>-C<sub>0</sub>-2alkyl- or -heteroC<sub>0</sub>-4alkyl;

Y is pyrazinyl optionally substituted with 1-3 independent halogen, -  
 CN, NO<sub>2</sub>, -C<sub>1</sub>-6alkyl, -C<sub>1</sub>-6alkenyl, -C<sub>1</sub>-6alkynyl, -OR<sup>5</sup>, -NR<sup>5</sup>R<sup>6</sup>,  
 -C(=NR<sup>5</sup>)NR<sup>6</sup>R<sup>7</sup>, -N(=NR<sup>5</sup>)NR<sup>6</sup>R<sup>7</sup>, -NR<sup>5</sup>COR<sup>6</sup>, -NR<sup>5</sup>CO<sub>2</sub>R<sup>6</sup>, -NR<sup>5</sup>SO<sub>2</sub>R<sup>8</sup>, -  
 NR<sup>5</sup>CONR<sup>6</sup>R<sup>7</sup>, -SR<sup>8</sup>, -SOR<sup>8</sup>, -SO<sub>2</sub>R<sup>8</sup>, -SO<sub>2</sub>NR<sup>5</sup>R<sup>6</sup>, -COR<sup>5</sup>, -CO<sub>2</sub>R<sup>5</sup>, -CONR<sup>5</sup>R<sup>6</sup>,  
 -C(=NR<sup>5</sup>)R<sup>6</sup>, or -C(=NOR<sup>5</sup>)R<sup>6</sup> substituents, wherein optionally two substituents are  
 25 combined to form a cycloalkyl or heterocycloalkyl ring fused to Y; wherein the -C<sub>1</sub>-  
 6alkyl substituent, cycloalkyl ring, or heterocycloalkyl ring each optionally is further  
 substituted with 1-5 independent halogen, -CN, -C<sub>1</sub>-6alkyl, -O(C<sub>0</sub>-6alkyl), -O(C<sub>3</sub>-  
 7cycloalkyl), -O(aryl), -O(heteroaryl), -N(C<sub>0</sub>-6alkyl)(C<sub>0</sub>-6alkyl), -N(C<sub>0</sub>-6alkyl)(C<sub>3</sub>-  
 7cycloalkyl), or -N(C<sub>0</sub>-6alkyl)(aryl) groups;

30 R<sup>5</sup>, R<sup>6</sup>, and R<sup>7</sup> each independently is -C<sub>0</sub>-6alkyl, -C<sub>3</sub>-7cycloalkyl,  
 heteroaryl or aryl; any of which is optionally substituted with 1-5 independent  
 halogen, -CN, -C<sub>1</sub>-6alkyl, -O(C<sub>0</sub>-6alkyl), -O(C<sub>3</sub>-7cycloalkyl), -O(aryl), -  
 O(heteroaryl), -N(C<sub>0</sub>-6alkyl)(C<sub>0</sub>-6alkyl), -N(C<sub>0</sub>-6alkyl)(C<sub>3</sub>-7cycloalkyl), -N(C<sub>0</sub>-  
 6alkyl)(aryl) substituents;

R<sup>8</sup> is -C<sub>1-6</sub>alkyl, -C<sub>3-7</sub>cycloalkyl, heteroaryl or aryl; optionally substituted with 1-5 independent halogen, -CN, -C<sub>1-6</sub>alkyl, -O(C<sub>0-6</sub>alkyl), -O(C<sub>3-7</sub>cycloalkyl), -O(aryl), -O(heteroaryl), -N(C<sub>0-6</sub>alkyl)(C<sub>0-6</sub>alkyl), -N(C<sub>0-6</sub>alkyl)(C<sub>3-7</sub>cycloalkyl), -N(C<sub>0-6</sub>alkyl)(aryl) substituents;

5 B is -C<sub>0-4</sub>alkyl, -C<sub>0-2</sub>alkyl-SO-C<sub>0-2</sub>alkyl-, -C<sub>0-2</sub>alkyl-SO<sub>2</sub>-C<sub>0-2</sub>alkyl-, -C<sub>0-2</sub>alkyl-CO-C<sub>0-2</sub>alkyl-, -C<sub>0-2</sub>alkyl-NR<sup>10</sup>CO-C<sub>0-2</sub>alkyl-, -C<sub>0-2</sub>alkyl-NR<sup>10</sup>SO<sub>2</sub>-C<sub>0-2</sub>alkyl- or -heteroC<sub>0-4</sub>alkyl;

R<sup>9</sup> and R<sup>10</sup> each independently is -C<sub>0-6</sub>alkyl, -C<sub>3-7</sub>cycloalkyl, heteroaryl or aryl; any of which is optionally substituted with 1-5 independent  
10 halogen, -CN, -C<sub>1-6</sub>alkyl, -O(C<sub>0-6</sub>alkyl), -O(C<sub>3-7</sub>cycloalkyl), -O(aryl), -O(heteroaryl), -N(C<sub>0-6</sub>alkyl)(C<sub>0-6</sub>alkyl), -N(C<sub>0-6</sub>alkyl)(C<sub>3-7</sub>cycloalkyl), -N(C<sub>0-6</sub>alkyl)(aryl) substituents; one of A<sup>1</sup> and A<sup>2</sup> is N, the other is CR<sup>12</sup>;

R<sup>11</sup> and R<sup>12</sup> is each independently halogen, -C<sub>0-6</sub>alkyl, -C<sub>0-6</sub>alkoxyl, or -N(C<sub>0-4</sub>alkyl)(C<sub>0-4</sub>alkyl), wherein optionally R<sup>11</sup> and R<sup>12</sup> are combined to form a  
15 cycloalkyl, heterocycloalkyl, aryl or heteroaryl ring fused to the pyrazole moiety; wherein the -C<sub>1-6</sub>alkyl substituent, cycloalkyl ring, or heterocycloalkyl ring each optionally is further substituted with 1-5 independent halogen, -CN, -C<sub>1-6</sub>alkyl, -O(C<sub>0-6</sub>alkyl), -O(C<sub>3-7</sub>cycloalkyl), -O(aryl), -O(heteroaryl), -N(C<sub>0-6</sub>alkyl)(C<sub>0-6</sub>alkyl), -N(C<sub>0-6</sub>alkyl)(C<sub>3-7</sub>cycloalkyl), or -N(C<sub>0-6</sub>alkyl)(aryl) groups; and wherein  
20 optionally R<sup>11</sup> and R<sup>12</sup> each independently forms =O, =N(C<sub>0-4</sub>alkyl) using a bond from the adjoining double bond;

any N may be an N-oxide;

wherein any of the alkyl optionally is substituted with 1-9 independent halogens;

25 and provided that when X = 2-pyridyl, A<sup>1</sup> = N, A<sup>2</sup> = CH, R<sup>11</sup> = R<sup>12</sup> = H and A = B = C<sub>0</sub>alkyl, then Y is not 4-methoxyphenyl or 2,5-dimethoxyphenyl.

In an embodiment of this fifth aspect, the compound of this invention is represented by Formula (I) or a pharmaceutically acceptable salt thereof, wherein

30 X is phenyl optionally substituted with 1-5 independent halogen, -CN, NO<sub>2</sub>, -C<sub>1-6</sub>alkyl, -C<sub>1-6</sub>alkenyl, -C<sub>1-6</sub>alkynyl, -OR<sup>1</sup>, -NR<sup>1</sup>R<sup>2</sup>, -C(=NR<sup>1</sup>)NR<sup>2</sup>R<sup>3</sup>, -N(=NR<sup>1</sup>)NR<sup>2</sup>R<sup>3</sup>, -NR<sup>1</sup>COR<sup>2</sup>, -NR<sup>1</sup>CO<sub>2</sub>R<sup>2</sup>, -NR<sup>1</sup>SO<sub>2</sub>R<sup>4</sup>, -NR<sup>1</sup>CONR<sup>2</sup>R<sup>3</sup>, -SR<sup>4</sup>, -SOR<sup>4</sup>, -SO<sub>2</sub>R<sup>4</sup>, -SO<sub>2</sub>NR<sup>1</sup>R<sup>2</sup>, -COR<sup>1</sup>, -CO<sub>2</sub>R<sup>1</sup>, -CONR<sup>1</sup>R<sup>2</sup>, -C(=NR<sup>1</sup>)R<sup>2</sup>, or -C(=NOR<sup>1</sup>)R<sup>2</sup> substituents, wherein optionally two substituents are combined to form



a cycloalkyl or heterocycloalkyl ring fused to X; wherein the  $-C_{1-6}$ alkyl substituent, cycloalkyl ring, or heterocycloalkyl ring each optionally is further substituted with 1-5 independent halogen,  $-CN$ ,  $-C_{1-6}$ alkyl,  $-O(C_{0-6}$ alkyl),  $-O(C_{3-7}$ cycloalkyl),  $-O(aryl)$ ,  $-O(heteroaryl)$ ,  $-N(C_{0-6}$ alkyl)( $C_{0-6}$ alkyl),  $-N(C_{0-6}$ alkyl)( $C_{3-7}$ cycloalkyl), or  
 5  $-N(C_{0-6}$ alkyl)(aryl) groups;

$R^1$ ,  $R^2$ , and  $R^3$  each independently is  $-C_{0-6}$ alkyl,  $-C_{3-7}$ cycloalkyl, heteroaryl or aryl; any of which is optionally substituted with 1-5 independent halogen,  $-CN$ ,  $-C_{1-6}$ alkyl,  $-O(C_{0-6}$ alkyl),  $-O(C_{3-7}$ cycloalkyl),  $-O(aryl)$ ,  $-O(heteroaryl)$ ,  $-N(C_{0-6}$ alkyl)( $C_{0-6}$ alkyl),  $-N(C_{0-6}$ alkyl)( $C_{3-7}$ cycloalkyl),  $-N(C_{0-6}$ alkyl)(aryl) substituents;  
 10

$R^4$  is  $-C_{1-6}$ alkyl,  $-C_{3-7}$ cycloalkyl, heteroaryl or aryl; optionally substituted with 1-5 independent halogen,  $-CN$ ,  $-C_{1-6}$ alkyl,  $-O(C_{0-6}$ alkyl),  $-O(C_{3-7}$ cycloalkyl),  $-O(aryl)$ ,  $-O(heteroaryl)$ ,  $-N(C_{0-6}$ alkyl)( $C_{0-6}$ alkyl),  $-N(C_{0-6}$ alkyl)( $C_{3-7}$ cycloalkyl),  $-N(C_{0-6}$ alkyl)(aryl) substituents;

15  $A$  is  $-C_{0-4}$ alkyl,  $-C_{0-2}$ alkyl- $SO-C_{0-2}$ alkyl-,  $-C_{0-2}$ alkyl- $SO_2-C_{0-2}$ alkyl-,  $-C_{0-2}$ alkyl- $CO-C_{0-2}$ alkyl-,  $-C_{0-2}$ alkyl- $NR^9CO-C_{0-2}$ alkyl-,  $-C_{0-2}$ alkyl- $NR^9SO_2-C_{0-2}$ alkyl- or  $-heteroC_{0-4}$ alkyl;

$Y$  is pyrazinyl optionally substituted with 1-3 independent halogen,  $-CN$ ,  $NO_2$ ,  $-C_{1-6}$ alkyl,  $-C_{1-6}$ alkenyl,  $-C_{1-6}$ alkynyl,  $-OR^5$ ,  $-NR^5R^6$ ,  
 20  $-C(=NR^5)NR^6R^7$ ,  $-N(=NR^5)NR^6R^7$ ,  $-NR^5COR^6$ ,  $-NR^5CO_2R^6$ ,  $-NR^5SO_2R^8$ ,  $-NR^5CONR^6R^7$ ,  $-SR^8$ ,  $-SOR^8$ ,  $-SO_2R^8$ ,  $-SO_2NR^5R^6$ ,  $-COR^5$ ,  $-CO_2R^5$ ,  $-CONR^5R^6$ ,  $-C(=NR^5)R^6$ , or  $-C(=NOR^5)R^6$  substituents, wherein optionally two substituents are combined to form a cycloalkyl or heterocycloalkyl ring fused to  $Y$ ; wherein the  $-C_{1-6}$ alkyl substituent, cycloalkyl ring, or heterocycloalkyl ring each optionally is further  
 25 substituted with 1-5 independent halogen,  $-CN$ ,  $-C_{1-6}$ alkyl,  $-O(C_{0-6}$ alkyl),  $-O(C_{3-7}$ cycloalkyl),  $-O(aryl)$ ,  $-O(heteroaryl)$ ,  $-N(C_{0-6}$ alkyl)( $C_{0-6}$ alkyl),  $-N(C_{0-6}$ alkyl)( $C_{3-7}$ cycloalkyl), or  $-N(C_{0-6}$ alkyl)(aryl) groups;

$R^5$ ,  $R^6$ , and  $R^7$  each independently is  $-C_{0-6}$ alkyl,  $-C_{3-7}$ cycloalkyl, heteroaryl or aryl; any of which is optionally substituted with 1-5 independent  
 30 halogen,  $-CN$ ,  $-C_{1-6}$ alkyl,  $-O(C_{0-6}$ alkyl),  $-O(C_{3-7}$ cycloalkyl),  $-O(aryl)$ ,  $-O(heteroaryl)$ ,  $-N(C_{0-6}$ alkyl)( $C_{0-6}$ alkyl),  $-N(C_{0-6}$ alkyl)( $C_{3-7}$ cycloalkyl),  $-N(C_{0-6}$ alkyl)(aryl) substituents;

$R^8$  is  $-C_{1-6}$ alkyl,  $-C_{3-7}$ cycloalkyl, heteroaryl or aryl; optionally substituted with 1-5 independent halogen,  $-CN$ ,  $-C_{1-6}$ alkyl,  $-O(C_{0-6}$ alkyl),  $-O(C_{3-7}$ cycloalkyl),

7cycloalkyl), -O(aryl), -O(heteroaryl), -N(C<sub>0-6</sub>alkyl)(C<sub>0-6</sub>alkyl), -N(C<sub>0-6</sub>alkyl)(C<sub>3-7</sub>cycloalkyl), -N(C<sub>0-6</sub>alkyl)(aryl) substituents;

B is -C<sub>0-4</sub>alkyl, -C<sub>0-2</sub>alkyl-SO-C<sub>0-2</sub>alkyl-, -C<sub>0-2</sub>alkyl-SO<sub>2</sub>-C<sub>0-2</sub>alkyl-, -C<sub>0-2</sub>alkyl-CO-C<sub>0-2</sub>alkyl-, -C<sub>0-2</sub>alkyl-NR<sup>10</sup>CO-C<sub>0-2</sub>alkyl-, -C<sub>0-2</sub>alkyl-NR<sup>10</sup>SO<sub>2</sub>-C<sub>0-2</sub>alkyl- or -heteroC<sub>0-4</sub>alkyl;

R<sup>9</sup> and R<sup>10</sup> each independently is -C<sub>0-6</sub>alkyl, -C<sub>3-7</sub>cycloalkyl, heteroaryl or aryl; any of which is optionally substituted with 1-5 independent halogen, -CN, -C<sub>1-6</sub>alkyl, -O(C<sub>0-6</sub>alkyl), -O(C<sub>3-7</sub>cycloalkyl), -O(aryl), -O(heteroaryl), -N(C<sub>0-6</sub>alkyl)(C<sub>0-6</sub>alkyl), -N(C<sub>0-6</sub>alkyl)(C<sub>3-7</sub>cycloalkyl), -N(C<sub>0-6</sub>alkyl)(aryl) substituents; one of A<sup>1</sup> and A<sup>2</sup> is N, the other is CR<sup>12</sup>;

R<sup>11</sup> and R<sup>12</sup> is each independently halogen, -C<sub>0-6</sub>alkyl, -C<sub>0-6</sub>alkoxyl, or -N(C<sub>0-4</sub>alkyl)(C<sub>0-4</sub>alkyl), wherein optionally R<sup>11</sup> and R<sup>12</sup> are combined to form a cycloalkyl, heterocycloalkyl, aryl or heteroaryl ring fused to the pyrazole moiety; wherein the -C<sub>1-6</sub>alkyl substituent, cycloalkyl ring, or heterocycloalkyl ring each optionally is further substituted with 1-5 independent halogen, -CN, -C<sub>1-6</sub>alkyl, -O(C<sub>0-6</sub>alkyl), -O(C<sub>3-7</sub>cycloalkyl), -O(aryl), -O(heteroaryl), -N(C<sub>0-6</sub>alkyl)(C<sub>0-6</sub>alkyl), -N(C<sub>0-6</sub>alkyl)(C<sub>3-7</sub>cycloalkyl), or -N(C<sub>0-6</sub>alkyl)(aryl) groups; and wherein optionally R<sup>11</sup> and R<sup>12</sup> each independently forms =O, =N(C<sub>0-4</sub>alkyl) using a bond from the adjoining double bond;

any N may be an N-oxide;

wherein any of the alkyl optionally is substituted with 1-9 independent halogens;

and provided that when X = 2-pyridyl, A<sup>1</sup> = N, A<sup>2</sup> = CH, R<sup>11</sup> = R<sup>12</sup> = H and A = B = C<sub>0</sub>alkyl, then Y is not 4-methoxyphenyl or 2,5-dimethoxyphenyl.

25

In a sixth aspect, the compound of this invention is represented by Formula (I) or a pharmaceutically acceptable salt thereof, wherein

X is aryl or heteroaryl optionally substituted with 1-7 independent halogen, -CN, NO<sub>2</sub>, -C<sub>1-6</sub>alkyl, -C<sub>1-6</sub>alkenyl, -C<sub>1-6</sub>alkynyl, -OR<sup>1</sup>, -NR<sup>1</sup>R<sup>2</sup>, -C(=NR<sup>1</sup>)NR<sup>2</sup>R<sup>3</sup>, -N(=NR<sup>1</sup>)NR<sup>2</sup>R<sup>3</sup>, -NR<sup>1</sup>COR<sup>2</sup>, -NR<sup>1</sup>CO<sub>2</sub>R<sup>2</sup>, -NR<sup>1</sup>SO<sub>2</sub>R<sup>4</sup>, -NR<sup>1</sup>CONR<sup>2</sup>R<sup>3</sup>, -SR<sup>4</sup>, -SOR<sup>4</sup>, -SO<sub>2</sub>R<sup>4</sup>, -SO<sub>2</sub>NR<sup>1</sup>R<sup>2</sup>, -COR<sup>1</sup>, -CO<sub>2</sub>R<sup>1</sup>, -CONR<sup>1</sup>R<sup>2</sup>, -C(=NR<sup>1</sup>)R<sup>2</sup>, or -C(=NOR<sup>1</sup>)R<sup>2</sup> substituents, wherein optionally two substituents are combined to form a cycloalkyl or heterocycloalkyl ring fused to X; wherein the -C<sub>1-6</sub>alkyl substituent, cycloalkyl ring, or heterocycloalkyl ring each optionally is further

substituted with 1-5 independent halogen, -CN, -C<sub>1-6</sub>alkyl, -O(C<sub>0-6</sub>alkyl), -O(C<sub>3-7</sub>cycloalkyl), -O(aryl), -O(heteroaryl), -N(C<sub>0-6</sub>alkyl)(C<sub>0-6</sub>alkyl), -N(C<sub>0-6</sub>alkyl)(C<sub>3-7</sub>cycloalkyl), or -N(C<sub>0-6</sub>alkyl)(aryl) groups;

R<sup>1</sup>, R<sup>2</sup>, and R<sup>3</sup> each independently is -C<sub>0-6</sub>alkyl, -C<sub>3-7</sub>cycloalkyl, heteroaryl or aryl; any of which is optionally substituted with 1-5 independent halogen, -CN, -C<sub>1-6</sub>alkyl, -O(C<sub>0-6</sub>alkyl), -O(C<sub>3-7</sub>cycloalkyl), -O(aryl), -O(heteroaryl), -N(C<sub>0-6</sub>alkyl)(C<sub>0-6</sub>alkyl), -N(C<sub>0-6</sub>alkyl)(C<sub>3-7</sub>cycloalkyl), -N(C<sub>0-6</sub>alkyl)(aryl) substituents;

R<sup>4</sup> is -C<sub>1-6</sub>alkyl, -C<sub>3-7</sub>cycloalkyl, heteroaryl or aryl; optionally substituted with 1-5 independent halogen, -CN, -C<sub>1-6</sub>alkyl, -O(C<sub>0-6</sub>alkyl), -O(C<sub>3-7</sub>cycloalkyl), -O(aryl), -O(heteroaryl), -N(C<sub>0-6</sub>alkyl)(C<sub>0-6</sub>alkyl), -N(C<sub>0-6</sub>alkyl)(C<sub>3-7</sub>cycloalkyl), -N(C<sub>0-6</sub>alkyl)(aryl) substituents;

A is -C<sub>0-4</sub>alkyl, -C<sub>0-2</sub>alkyl-SO-C<sub>0-2</sub>alkyl-, -C<sub>0-2</sub>alkyl-SO<sub>2</sub>-C<sub>0-2</sub>alkyl-, -C<sub>0-2</sub>alkyl-CO-C<sub>0-2</sub>alkyl-, -C<sub>0-2</sub>alkyl-NR<sup>9</sup>CO-C<sub>0-2</sub>alkyl-, -C<sub>0-2</sub>alkyl-NR<sup>9</sup>SO<sub>2</sub>-C<sub>0-2</sub>alkyl- or -heteroC<sub>0-4</sub>alkyl;

Y is benzoxazolyl optionally substituted with 1-4 independent halogen, -CN, NO<sub>2</sub>, -C<sub>1-6</sub>alkyl, -C<sub>1-6</sub>alkenyl, -C<sub>1-6</sub>alkynyl, -OR<sup>5</sup>, -NR<sup>5</sup>R<sup>6</sup>, -C(=NR<sup>5</sup>)NR<sup>6</sup>R<sup>7</sup>, -N(=NR<sup>5</sup>)NR<sup>6</sup>R<sup>7</sup>, -NR<sup>5</sup>COR<sup>6</sup>, -NR<sup>5</sup>CO<sub>2</sub>R<sup>6</sup>, -NR<sup>5</sup>SO<sub>2</sub>R<sup>8</sup>, -NR<sup>5</sup>CONR<sup>6</sup>R<sup>7</sup>, -SR<sup>8</sup>, -SOR<sup>8</sup>, -SO<sub>2</sub>R<sup>8</sup>, -SO<sub>2</sub>NR<sup>5</sup>R<sup>6</sup>, -COR<sup>5</sup>, -CO<sub>2</sub>R<sup>5</sup>, -CONR<sup>5</sup>R<sup>6</sup>, -C(=NR<sup>5</sup>)R<sup>6</sup>, or -C(=NOR<sup>5</sup>)R<sup>6</sup> substituents, wherein optionally two substituents are combined to form a cycloalkyl or heterocycloalkyl ring fused to Y; wherein the -C<sub>1-6</sub>alkyl substituent, cycloalkyl ring, or heterocycloalkyl ring each optionally is further substituted with 1-5 independent halogen, -CN, -C<sub>1-6</sub>alkyl, -O(C<sub>0-6</sub>alkyl), -O(C<sub>3-7</sub>cycloalkyl), -O(aryl), -O(heteroaryl), -N(C<sub>0-6</sub>alkyl)(C<sub>0-6</sub>alkyl), -N(C<sub>0-6</sub>alkyl)(C<sub>3-7</sub>cycloalkyl), or -N(C<sub>0-6</sub>alkyl)(aryl) groups;

R<sup>5</sup>, R<sup>6</sup>, and R<sup>7</sup> each independently is -C<sub>0-6</sub>alkyl, -C<sub>3-7</sub>cycloalkyl, heteroaryl or aryl; any of which is optionally substituted with 1-5 independent halogen, -CN, -C<sub>1-6</sub>alkyl, -O(C<sub>0-6</sub>alkyl), -O(C<sub>3-7</sub>cycloalkyl), -O(aryl), -O(heteroaryl), -N(C<sub>0-6</sub>alkyl)(C<sub>0-6</sub>alkyl), -N(C<sub>0-6</sub>alkyl)(C<sub>3-7</sub>cycloalkyl), -N(C<sub>0-6</sub>alkyl)(aryl) substituents;

R<sup>8</sup> is -C<sub>1-6</sub>alkyl, -C<sub>3-7</sub>cycloalkyl, heteroaryl or aryl; optionally substituted with 1-5 independent halogen, -CN, -C<sub>1-6</sub>alkyl, -O(C<sub>0-6</sub>alkyl), -O(C<sub>3-7</sub>cycloalkyl), -O(aryl), -O(heteroaryl), -N(C<sub>0-6</sub>alkyl)(C<sub>0-6</sub>alkyl), -N(C<sub>0-6</sub>alkyl)(C<sub>3-7</sub>cycloalkyl), -N(C<sub>0-6</sub>alkyl)(aryl) substituents;

B is  $-C_{0-4}alkyl$ ,  $-C_{0-2}alkyl-SO-C_{0-2}alkyl-$ ,  $-C_{0-2}alkyl-SO_2-C_{0-2}alkyl-$ ,  $-C_{0-2}alkyl-CO-C_{0-2}alkyl-$ ,  $-C_{0-2}alkyl-NR^{10}CO-C_{0-2}alkyl-$ ,  $-C_{0-2}alkyl-NR^{10}SO_2-C_{0-2}alkyl-$  or  $-heteroC_{0-4}alkyl$ ;

$R^9$  and  $R^{10}$  each independently is  $-C_{0-6}alkyl$ ,  $-C_{3-7}cycloalkyl$ ,  
 5 heteroaryl or aryl; any of which is optionally substituted with 1-5 independent halogen,  $-CN$ ,  $-C_{1-6}alkyl$ ,  $-O(C_{0-6}alkyl)$ ,  $-O(C_{3-7}cycloalkyl)$ ,  $-O(aryl)$ ,  $-O(heteroaryl)$ ,  $-N(C_{0-6}alkyl)(C_{0-6}alkyl)$ ,  $-N(C_{0-6}alkyl)(C_{3-7}cycloalkyl)$ ,  $-N(C_{0-6}alkyl)(aryl)$  substituents; one of  $A^1$  and  $A^2$  is N, the other is  $CR^{12}$ ;

$R^{11}$  and  $R^{12}$  is each independently halogen,  $-C_{0-6}alkyl$ ,  $-C_{0-6}alkoxyl$ ,  
 10 or  $-N(C_{0-4}alkyl)(C_{0-4}alkyl)$ , wherein optionally  $R^{11}$  and  $R^{12}$  are combined to form a cycloalkyl, heterocycloalkyl, aryl or heteroaryl ring fused to the pyrazole moiety; wherein the  $-C_{1-6}alkyl$  substituent, cycloalkyl ring, or heterocycloalkyl ring each optionally is further substituted with 1-5 independent halogen,  $-CN$ ,  $-C_{1-6}alkyl$ ,  $-O(C_{0-6}alkyl)$ ,  $-O(C_{3-7}cycloalkyl)$ ,  $-O(aryl)$ ,  $-O(heteroaryl)$ ,  $-N(C_{0-6}alkyl)(C_{0-6}alkyl)$ ,  $-N(C_{0-6}alkyl)(C_{3-7}cycloalkyl)$ , or  $-N(C_{0-6}alkyl)(aryl)$  groups; and wherein  
 15 optionally  $R^{11}$  and  $R^{12}$  each independently forms  $=O$ ,  $=N(C_{0-4}alkyl)$  using a bond from the adjoining double bond;

any N may be an N-oxide;

wherein any of the alkyl optionally is substituted with 1-9 independent  
 20 halogens;

and provided that when  $X = 2$ -pyridyl,  $A^1 = N$ ,  $A^2 = CH$ ,  $R^{11} = R^{12} = H$  and  $A = B = C_0alkyl$ , then Y is not 4-methoxyphenyl or 2,5-dimethoxyphenyl.

In an embodiment of the sixth aspect of the invention, the compound  
 25 of this invention is represented by Formula (I) or a pharmaceutically acceptable salt thereof, wherein

X is phenyl optionally substituted with 1-5 independent halogen,  $-CN$ ,  $NO_2$ ,  $-C_{1-6}alkyl$ ,  $-C_{1-6}alkenyl$ ,  $-C_{1-6}alkynyl$ ,  $-OR^1$ ,  $-NR^1R^2$ ,  $-C(=NR^1)NR^2R^3$ ,  $-N(=NR^1)NR^2R^3$ ,  $-NR^1COR^2$ ,  $-NR^1CO_2R^2$ ,  $-NR^1SO_2R^4$ ,  $-NR^1CONR^2R^3$ ,  $-SR^4$ ,  
 30  $-SOR^4$ ,  $-SO_2R^4$ ,  $-SO_2NR^1R^2$ ,  $-COR^1$ ,  $-CO_2R^1$ ,  $-CONR^1R^2$ ,  $-C(=NR^1)R^2$ , or  $-C(=NOR^1)R^2$  substituents, wherein optionally two substituents are combined to form a cycloalkyl or heterocycloalkyl ring fused to X; wherein the  $-C_{1-6}alkyl$  substituent, cycloalkyl ring, or heterocycloalkyl ring each optionally is further substituted with 1-5 independent halogen,  $-CN$ ,  $-C_{1-6}alkyl$ ,  $-O(C_{0-6}alkyl)$ ,  $-O(C_{3-7}cycloalkyl)$ ,  $-O(aryl)$ ,

-O(heteroaryl), -N(C<sub>0-6</sub>alkyl)(C<sub>0-6</sub>alkyl), -N(C<sub>0-6</sub>alkyl)(C<sub>3-7</sub>cycloalkyl), or -N(C<sub>0-6</sub>alkyl)(aryl) groups

R<sup>1</sup>, R<sup>2</sup>, and R<sup>3</sup> each independently is -C<sub>0-6</sub>alkyl, -C<sub>3-7</sub>cycloalkyl, heteroaryl or aryl; any of which is optionally substituted with 1-5 independent halogen, -CN, -C<sub>1-6</sub>alkyl, -O(C<sub>0-6</sub>alkyl), -O(C<sub>3-7</sub>cycloalkyl), -O(aryl), -O(heteroaryl), -N(C<sub>0-6</sub>alkyl)(C<sub>0-6</sub>alkyl), -N(C<sub>0-6</sub>alkyl)(C<sub>3-7</sub>cycloalkyl), -N(C<sub>0-6</sub>alkyl)(aryl) substituents;

R<sup>4</sup> is -C<sub>1-6</sub>alkyl, -C<sub>3-7</sub>cycloalkyl, heteroaryl or aryl; optionally substituted with 1-5 independent halogen, -CN, -C<sub>1-6</sub>alkyl, -O(C<sub>0-6</sub>alkyl), -O(C<sub>3-7</sub>cycloalkyl), -O(aryl), -O(heteroaryl), -N(C<sub>0-6</sub>alkyl)(C<sub>0-6</sub>alkyl), -N(C<sub>0-6</sub>alkyl)(C<sub>3-7</sub>cycloalkyl), -N(C<sub>0-6</sub>alkyl)(aryl) substituents;

A is -C<sub>0-4</sub>alkyl, -C<sub>0-2</sub>alkyl-SO-C<sub>0-2</sub>alkyl-, -C<sub>0-2</sub>alkyl-SO<sub>2</sub>-C<sub>0-2</sub>alkyl-, -C<sub>0-2</sub>alkyl-CO-C<sub>0-2</sub>alkyl-, -C<sub>0-2</sub>alkyl-NR<sup>9</sup>CO-C<sub>0-2</sub>alkyl-, -C<sub>0-2</sub>alkyl-NR<sup>9</sup>SO<sub>2</sub>-C<sub>0-2</sub>alkyl- or -heteroC<sub>0-4</sub>alkyl;

Y is benzoxazolyl optionally substituted with 1-4 independent halogen, -CN, NO<sub>2</sub>, -C<sub>1-6</sub>alkyl, -C<sub>1-6</sub>alkenyl, -C<sub>1-6</sub>alkynyl, -OR<sup>5</sup>, -NR<sup>5</sup>R<sup>6</sup>, -C(=NR<sup>5</sup>)NR<sup>6</sup>R<sup>7</sup>, -N(=NR<sup>5</sup>)NR<sup>6</sup>R<sup>7</sup>, -NR<sup>5</sup>COR<sup>6</sup>, -NR<sup>5</sup>CO<sub>2</sub>R<sup>6</sup>, -NR<sup>5</sup>SO<sub>2</sub>R<sup>8</sup>, -NR<sup>5</sup>CONR<sup>6</sup>R<sup>7</sup>, -SR<sup>8</sup>, -SOR<sup>8</sup>, -SO<sub>2</sub>R<sup>8</sup>, -SO<sub>2</sub>NR<sup>5</sup>R<sup>6</sup>, -COR<sup>5</sup>, -CO<sub>2</sub>R<sup>5</sup>, -CONR<sup>5</sup>R<sup>6</sup>, -C(=NR<sup>5</sup>)R<sup>6</sup>, or -C(=NOR<sup>5</sup>)R<sup>6</sup> substituents, wherein optionally two substituents are combined to form a cycloalkyl or heterocycloalkyl ring fused to Y; wherein the -C<sub>1-6</sub>alkyl substituent, cycloalkyl ring, or heterocycloalkyl ring each optionally is further substituted with 1-5 independent halogen, -CN, -C<sub>1-6</sub>alkyl, -O(C<sub>0-6</sub>alkyl), -O(C<sub>3-7</sub>cycloalkyl), -O(aryl), -O(heteroaryl), -N(C<sub>0-6</sub>alkyl)(C<sub>0-6</sub>alkyl), -N(C<sub>0-6</sub>alkyl)(C<sub>3-7</sub>cycloalkyl), or -N(C<sub>0-6</sub>alkyl)(aryl) groups;

R<sup>5</sup>, R<sup>6</sup>, and R<sup>7</sup> each independently is -C<sub>0-6</sub>alkyl, -C<sub>3-7</sub>cycloalkyl, heteroaryl or aryl; any of which is optionally substituted with 1-5 independent halogen, -CN, -C<sub>1-6</sub>alkyl, -O(C<sub>0-6</sub>alkyl), -O(C<sub>3-7</sub>cycloalkyl), -O(aryl), -O(heteroaryl), -N(C<sub>0-6</sub>alkyl)(C<sub>0-6</sub>alkyl), -N(C<sub>0-6</sub>alkyl)(C<sub>3-7</sub>cycloalkyl), -N(C<sub>0-6</sub>alkyl)(aryl) substituents;

R<sup>8</sup> is -C<sub>1-6</sub>alkyl, -C<sub>3-7</sub>cycloalkyl, heteroaryl or aryl; optionally substituted with 1-5 independent halogen, -CN, -C<sub>1-6</sub>alkyl, -O(C<sub>0-6</sub>alkyl), -O(C<sub>3-7</sub>cycloalkyl), -O(aryl), -O(heteroaryl), -N(C<sub>0-6</sub>alkyl)(C<sub>0-6</sub>alkyl), -N(C<sub>0-6</sub>alkyl)(C<sub>3-7</sub>cycloalkyl), -N(C<sub>0-6</sub>alkyl)(aryl) substituents;

B is  $-C_{0-4}alkyl$ ,  $-C_{0-2}alkyl-SO-C_{0-2}alkyl-$ ,  $-C_{0-2}alkyl-SO_2-C_{0-2}alkyl-$ ,  $-C_{0-2}alkyl-CO-C_{0-2}alkyl-$ ,  $-C_{0-2}alkyl-NR^{10}CO-C_{0-2}alkyl-$ ,  $-C_{0-2}alkyl-NR^{10}SO_2-C_{0-2}alkyl-$  or  $-heteroC_{0-4}alkyl$ ;

$R^9$  and  $R^{10}$  each independently is  $-C_{0-6}alkyl$ ,  $-C_{3-7}cycloalkyl$ ,  
 5 heteroaryl or aryl; any of which is optionally substituted with 1-5 independent halogen,  $-CN$ ,  $-C_{1-6}alkyl$ ,  $-O(C_{0-6}alkyl)$ ,  $-O(C_{3-7}cycloalkyl)$ ,  $-O(aryl)$ ,  $-O(heteroaryl)$ ,  $-N(C_{0-6}alkyl)(C_{0-6}alkyl)$ ,  $-N(C_{0-6}alkyl)(C_{3-7}cycloalkyl)$ ,  $-N(C_{0-6}alkyl)(aryl)$  substituents; one of  $A^1$  and  $A^2$  is N, the other is  $CR^{12}$ ;

$R^{11}$  and  $R^{12}$  is each independently halogen,  $-C_{0-6}alkyl$ ,  $-C_{0-6}alkoxyl$ ,  
 10 or  $-N(C_{0-4}alkyl)(C_{0-4}alkyl)$ , wherein optionally  $R^{11}$  and  $R^{12}$  are combined to form a cycloalkyl, heterocycloalkyl, aryl or heteroaryl ring fused to the pyrazole moiety; wherein the  $-C_{1-6}alkyl$  substituent, cycloalkyl ring, or heterocycloalkyl ring each optionally is further substituted with 1-5 independent halogen,  $-CN$ ,  $-C_{1-6}alkyl$ ,  $-O(C_{0-6}alkyl)$ ,  $-O(C_{3-7}cycloalkyl)$ ,  $-O(aryl)$ ,  $-O(heteroaryl)$ ,  $-N(C_{0-6}alkyl)(C_{0-6}alkyl)$ ,  $-N(C_{0-6}alkyl)(C_{3-7}cycloalkyl)$ , or  $-N(C_{0-6}alkyl)(aryl)$  groups; and wherein  
 15 optionally  $R^{11}$  and  $R^{12}$  each independently forms  $=O$ ,  $=N(C_{0-4}alkyl)$  using a bond from the adjoining double bond;

any N may be an N-oxide; and

wherein any of the alkyl optionally is substituted with 1-9 independent  
 20 halogens.

In a seventh aspect, the compound of this invention is represented by Formula (I) or a pharmaceutically acceptable salt thereof, wherein

X is aryl or heteroaryl optionally substituted with 1-7 independent  
 25 halogen,  $-CN$ ,  $NO_2$ ,  $-C_{1-6}alkyl$ ,  $-C_{1-6}alkenyl$ ,  $-C_{1-6}alkynyl$ ,  $-OR^1$ ,  $-NR^1R^2$ ,  $-C(=NR^1)NR^2R^3$ ,  $-N(=NR^1)NR^2R^3$ ,  $-NR^1COR^2$ ,  $-NR^1CO_2R^2$ ,  $-NR^1SO_2R^4$ ,  $-NR^1CONR^2R^3$ ,  $-SR^4$ ,  $-SOR^4$ ,  $-SO_2R^4$ ,  $-SO_2NR^1R^2$ ,  $-COR^1$ ,  $-CO_2R^1$ ,  $-CONR^1R^2$ ,  $-C(=NR^1)R^2$ , or  $-C(=NOR^1)R^2$  substituents, wherein optionally two substituents are combined to form a cycloalkyl or heterocycloalkyl ring fused to X; wherein the  $-C_{1-6}alkyl$  substituent, cycloalkyl ring, or heterocycloalkyl ring each optionally is further  
 30 substituted with 1-5 independent halogen,  $-CN$ ,  $-C_{1-6}alkyl$ ,  $-O(C_{0-6}alkyl)$ ,  $-O(C_{3-7}cycloalkyl)$ ,  $-O(aryl)$ ,  $-O(heteroaryl)$ ,  $-N(C_{0-6}alkyl)(C_{0-6}alkyl)$ ,  $-N(C_{0-6}alkyl)(C_{3-7}cycloalkyl)$ , or  $-N(C_{0-6}alkyl)(aryl)$  groups

R<sup>1</sup>, R<sup>2</sup>, and R<sup>3</sup> each independently is -C<sub>0-6</sub>alkyl, -C<sub>3-7</sub>cycloalkyl, heteroaryl or aryl; any of which is optionally substituted with 1-5 independent halogen, -CN, -C<sub>1-6</sub>alkyl, -O(C<sub>0-6</sub>alkyl), -O(C<sub>3-7</sub>cycloalkyl), -O(aryl), -O(heteroaryl), -N(C<sub>0-6</sub>alkyl)(C<sub>0-6</sub>alkyl), -N(C<sub>0-6</sub>alkyl)(C<sub>3-7</sub>cycloalkyl), -N(C<sub>0-6</sub>alkyl)(aryl) substituents;

R<sup>4</sup> is -C<sub>1-6</sub>alkyl, -C<sub>3-7</sub>cycloalkyl, heteroaryl or aryl; optionally substituted with 1-5 independent halogen, -CN, -C<sub>1-6</sub>alkyl, -O(C<sub>0-6</sub>alkyl), -O(C<sub>3-7</sub>cycloalkyl), -O(aryl), -O(heteroaryl), -N(C<sub>0-6</sub>alkyl)(C<sub>0-6</sub>alkyl), -N(C<sub>0-6</sub>alkyl)(C<sub>3-7</sub>cycloalkyl), -N(C<sub>0-6</sub>alkyl)(aryl) substituents;

A is -C<sub>0-4</sub>alkyl, -C<sub>0-2</sub>alkyl-SO-C<sub>0-2</sub>alkyl-, -C<sub>0-2</sub>alkyl-SO<sub>2</sub>-C<sub>0-2</sub>alkyl-, -C<sub>0-2</sub>alkyl-CO-C<sub>0-2</sub>alkyl-, -C<sub>0-2</sub>alkyl-NR<sup>9</sup>CO-C<sub>0-2</sub>alkyl-, -C<sub>0-2</sub>alkyl-NR<sup>9</sup>SO<sub>2</sub>-C<sub>0-2</sub>alkyl- or -heteroC<sub>0-4</sub>alkyl;

Y is 1,3-thiazolyl optionally substituted with 1-2 independent halogen, -CN, NO<sub>2</sub>, -C<sub>1-6</sub>alkyl, -C<sub>1-6</sub>alkenyl, -C<sub>1-6</sub>alkynyl, -OR<sup>5</sup>, -NR<sup>5</sup>R<sup>6</sup>, -C(=NR<sup>5</sup>)NR<sup>6</sup>R<sup>7</sup>, -N(=NR<sup>5</sup>)NR<sup>6</sup>R<sup>7</sup>, -NR<sup>5</sup>COR<sup>6</sup>, -NR<sup>5</sup>CO<sub>2</sub>R<sup>6</sup>, -NR<sup>5</sup>SO<sub>2</sub>R<sup>8</sup>, -NR<sup>5</sup>CONR<sup>6</sup>R<sup>7</sup>, -SR<sup>8</sup>, -SOR<sup>8</sup>, -SO<sub>2</sub>R<sup>8</sup>, -SO<sub>2</sub>NR<sup>5</sup>R<sup>6</sup>, -COR<sup>5</sup>, -CO<sub>2</sub>R<sup>5</sup>, -CONR<sup>5</sup>R<sup>6</sup>, -C(=NR<sup>5</sup>)R<sup>6</sup>, or -C(=NOR<sup>5</sup>)R<sup>6</sup> substituents, wherein optionally two substituents are combined to form a cycloalkyl or heterocycloalkyl ring fused to Y; wherein the -C<sub>1-6</sub>alkyl substituent, cycloalkyl ring, or heterocycloalkyl ring each optionally is further substituted with 1-5 independent halogen, -CN, -C<sub>1-6</sub>alkyl, -O(C<sub>0-6</sub>alkyl), -O(C<sub>3-7</sub>cycloalkyl), -O(aryl), -O(heteroaryl), -N(C<sub>0-6</sub>alkyl)(C<sub>0-6</sub>alkyl), -N(C<sub>0-6</sub>alkyl)(C<sub>3-7</sub>cycloalkyl), or -N(C<sub>0-6</sub>alkyl)(aryl) groups;

R<sup>5</sup>, R<sup>6</sup>, and R<sup>7</sup> each independently is -C<sub>0-6</sub>alkyl, -C<sub>3-7</sub>cycloalkyl, heteroaryl or aryl; any of which is optionally substituted with 1-5 independent halogen, -CN, -C<sub>1-6</sub>alkyl, -O(C<sub>0-6</sub>alkyl), -O(C<sub>3-7</sub>cycloalkyl), -O(aryl), -O(heteroaryl), -N(C<sub>0-6</sub>alkyl)(C<sub>0-6</sub>alkyl), -N(C<sub>0-6</sub>alkyl)(C<sub>3-7</sub>cycloalkyl), -N(C<sub>0-6</sub>alkyl)(aryl) substituents;

R<sup>8</sup> is -C<sub>1-6</sub>alkyl, -C<sub>3-7</sub>cycloalkyl, heteroaryl or aryl; optionally substituted with 1-5 independent halogen, -CN, -C<sub>1-6</sub>alkyl, -O(C<sub>0-6</sub>alkyl), -O(C<sub>3-7</sub>cycloalkyl), -O(aryl), -O(heteroaryl), -N(C<sub>0-6</sub>alkyl)(C<sub>0-6</sub>alkyl), -N(C<sub>0-6</sub>alkyl)(C<sub>3-7</sub>cycloalkyl), -N(C<sub>0-6</sub>alkyl)(aryl) substituents;

B is -C<sub>0-4</sub>alkyl, -C<sub>0-2</sub>alkyl-SO-C<sub>0-2</sub>alkyl-, -C<sub>0-2</sub>alkyl-SO<sub>2</sub>-C<sub>0-2</sub>alkyl-, -C<sub>0-2</sub>alkyl-CO-C<sub>0-2</sub>alkyl-, -C<sub>0-2</sub>alkyl-NR<sup>10</sup>CO-C<sub>0-2</sub>alkyl-, -C<sub>0-2</sub>alkyl-NR<sup>10</sup>SO<sub>2</sub>-C<sub>0-2</sub>alkyl- or -heteroC<sub>0-4</sub>alkyl;

R<sup>9</sup> and R<sup>10</sup> each independently is -C<sub>0-6</sub>alkyl, -C<sub>3-7</sub>cycloalkyl, heteroaryl or aryl; any of which is optionally substituted with 1-5 independent halogen, -CN, -C<sub>1-6</sub>alkyl, -O(C<sub>0-6</sub>alkyl), -O(C<sub>3-7</sub>cycloalkyl), -O(aryl), -O(heteroaryl), -N(C<sub>0-6</sub>alkyl)(C<sub>0-6</sub>alkyl), -N(C<sub>0-6</sub>alkyl)(C<sub>3-7</sub>cycloalkyl), -N(C<sub>0-6</sub>alkyl)(aryl) substituents; one of A<sup>1</sup> and A<sup>2</sup> is N, the other is CR<sup>12</sup>;

R<sup>11</sup> and R<sup>12</sup> is each independently halogen, -C<sub>0-6</sub>alkyl, -C<sub>0-6</sub>alkoxy, or -N(C<sub>0-4</sub>alkyl)(C<sub>0-4</sub>alkyl), wherein optionally R<sup>11</sup> and R<sup>12</sup> are combined to form a cycloalkyl, heterocycloalkyl, aryl or heteroaryl ring fused to the pyrazole moiety; wherein the -C<sub>1-6</sub>alkyl substituent, cycloalkyl ring, or heterocycloalkyl ring each optionally is further substituted with 1-5 independent halogen, -CN, -C<sub>1-6</sub>alkyl, -O(C<sub>0-6</sub>alkyl), -O(C<sub>3-7</sub>cycloalkyl), -O(aryl), -O(heteroaryl), -N(C<sub>0-6</sub>alkyl)(C<sub>0-6</sub>alkyl), -N(C<sub>0-6</sub>alkyl)(C<sub>3-7</sub>cycloalkyl), or -N(C<sub>0-6</sub>alkyl)(aryl) groups; and wherein optionally R<sup>11</sup> and R<sup>12</sup> each independently forms =O, =N(C<sub>0-4</sub>alkyl) using a bond from the adjoining double bond;

any N may be an N-oxide; and

wherein any of the alkyl optionally is substituted with 1-9 independent halogens.

In an embodiment of the seventh aspect of the invention, the compound of this invention is represented by Formula (I) or a pharmaceutically acceptable salt thereof, wherein

X is phenyl optionally substituted with 1-5 independent halogen, -CN, NO<sub>2</sub>, -C<sub>1-6</sub>alkyl, -C<sub>1-6</sub>alkenyl, -C<sub>1-6</sub>alkynyl, -OR<sup>1</sup>, -NR<sup>1</sup>R<sup>2</sup>, -C(=NR<sup>1</sup>)NR<sup>2</sup>R<sup>3</sup>, -N(=NR<sup>1</sup>)NR<sup>2</sup>R<sup>3</sup>, -NR<sup>1</sup>COR<sup>2</sup>, -NR<sup>1</sup>CO<sub>2</sub>R<sup>2</sup>, -NR<sup>1</sup>SO<sub>2</sub>R<sup>4</sup>, -NR<sup>1</sup>CONR<sup>2</sup>R<sup>3</sup>, -SR<sup>4</sup>, -SOR<sup>4</sup>, -SO<sub>2</sub>R<sup>4</sup>, -SO<sub>2</sub>NR<sup>1</sup>R<sup>2</sup>, -COR<sup>1</sup>, -CO<sub>2</sub>R<sup>1</sup>, -CONR<sup>1</sup>R<sup>2</sup>, -C(=NR<sup>1</sup>)R<sup>2</sup>, or -C(=NOR<sup>1</sup>)R<sup>2</sup> substituents, wherein optionally two substituents are combined to form a cycloalkyl or heterocycloalkyl ring fused to X; wherein the -C<sub>1-6</sub>alkyl substituent, cycloalkyl ring, or heterocycloalkyl ring each optionally is further substituted with 1-5 independent halogen, -CN, -C<sub>1-6</sub>alkyl, -O(C<sub>0-6</sub>alkyl), -O(C<sub>3-7</sub>cycloalkyl), -O(aryl), -O(heteroaryl), -N(C<sub>0-6</sub>alkyl)(C<sub>0-6</sub>alkyl), -N(C<sub>0-6</sub>alkyl)(C<sub>3-7</sub>cycloalkyl), or -N(C<sub>0-6</sub>alkyl)(aryl) groups

R<sup>1</sup>, R<sup>2</sup>, and R<sup>3</sup> each independently is -C<sub>0-6</sub>alkyl, -C<sub>3-7</sub>cycloalkyl, heteroaryl or aryl; any of which is optionally substituted with 1-5 independent halogen, -CN, -C<sub>1-6</sub>alkyl, -O(C<sub>0-6</sub>alkyl), -O(C<sub>3-7</sub>cycloalkyl), -O(aryl), -



O(heteroaryl), -N(C<sub>0-6</sub>alkyl)(C<sub>0-6</sub>alkyl), -N(C<sub>0-6</sub>alkyl)(C<sub>3-7</sub>cycloalkyl), -N(C<sub>0-6</sub>alkyl)(aryl) substituents;

R<sup>4</sup> is -C<sub>1-6</sub>alkyl, -C<sub>3-7</sub>cycloalkyl, heteroaryl or aryl; optionally substituted with 1-5 independent halogen, -CN, -C<sub>1-6</sub>alkyl, -O(C<sub>0-6</sub>alkyl), -O(C<sub>3-7</sub>cycloalkyl), -O(aryl), -O(heteroaryl), -N(C<sub>0-6</sub>alkyl)(C<sub>0-6</sub>alkyl), -N(C<sub>0-6</sub>alkyl)(C<sub>3-7</sub>cycloalkyl), -N(C<sub>0-6</sub>alkyl)(aryl) substituents;

A is -C<sub>0-4</sub>alkyl, -C<sub>0-2</sub>alkyl-SO-C<sub>0-2</sub>alkyl-, -C<sub>0-2</sub>alkyl-SO<sub>2</sub>-C<sub>0-2</sub>alkyl-, -C<sub>0-2</sub>alkyl-CO-C<sub>0-2</sub>alkyl-, -C<sub>0-2</sub>alkyl-NR<sup>9</sup>CO-C<sub>0-2</sub>alkyl-, -C<sub>0-2</sub>alkyl-NR<sup>9</sup>SO<sub>2</sub>-C<sub>0-2</sub>alkyl- or -heteroC<sub>0-4</sub>alkyl;

Y is 1,3-thiazolyl optionally substituted with 1-2 independent halogen, -CN, NO<sub>2</sub>, -C<sub>1-6</sub>alkyl, -C<sub>1-6</sub>alkenyl, -C<sub>1-6</sub>alkynyl, -OR<sup>5</sup>, -NR<sup>5</sup>R<sup>6</sup>, -C(=NR<sup>5</sup>)NR<sup>6</sup>R<sup>7</sup>, -N(=NR<sup>5</sup>)NR<sup>6</sup>R<sup>7</sup>, -NR<sup>5</sup>COR<sup>6</sup>, -NR<sup>5</sup>CO<sub>2</sub>R<sup>6</sup>, -NR<sup>5</sup>SO<sub>2</sub>R<sup>8</sup>, -NR<sup>5</sup>CONR<sup>6</sup>R<sup>7</sup>, -SR<sup>8</sup>, -SOR<sup>8</sup>, -SO<sub>2</sub>R<sup>8</sup>, -SO<sub>2</sub>NR<sup>5</sup>R<sup>6</sup>, -COR<sup>5</sup>, -CO<sub>2</sub>R<sup>5</sup>, -CONR<sup>5</sup>R<sup>6</sup>, -C(=NR<sup>5</sup>)R<sup>6</sup>, or -C(=NOR<sup>5</sup>)R<sup>6</sup> substituents, wherein optionally two substituents are combined to form a cycloalkyl or heterocycloalkyl ring fused to Y; wherein the -C<sub>1-6</sub>alkyl substituent, cycloalkyl ring, or heterocycloalkyl ring each optionally is further substituted with 1-5 independent halogen, -CN, -C<sub>1-6</sub>alkyl, -O(C<sub>0-6</sub>alkyl), -O(C<sub>3-7</sub>cycloalkyl), -O(aryl), -O(heteroaryl), -N(C<sub>0-6</sub>alkyl)(C<sub>0-6</sub>alkyl), -N(C<sub>0-6</sub>alkyl)(C<sub>3-7</sub>cycloalkyl), or -N(C<sub>0-6</sub>alkyl)(aryl) groups;

R<sup>5</sup>, R<sup>6</sup>, and R<sup>7</sup> each independently is -C<sub>0-6</sub>alkyl, -C<sub>3-7</sub>cycloalkyl, heteroaryl or aryl; any of which is optionally substituted with 1-5 independent halogen, -CN, -C<sub>1-6</sub>alkyl, -O(C<sub>0-6</sub>alkyl), -O(C<sub>3-7</sub>cycloalkyl), -O(aryl), -O(heteroaryl), -N(C<sub>0-6</sub>alkyl)(C<sub>0-6</sub>alkyl), -N(C<sub>0-6</sub>alkyl)(C<sub>3-7</sub>cycloalkyl), -N(C<sub>0-6</sub>alkyl)(aryl) substituents;

R<sup>8</sup> is -C<sub>1-6</sub>alkyl, -C<sub>3-7</sub>cycloalkyl, heteroaryl or aryl; optionally substituted with 1-5 independent halogen, -CN, -C<sub>1-6</sub>alkyl, -O(C<sub>0-6</sub>alkyl), -O(C<sub>3-7</sub>cycloalkyl), -O(aryl), -O(heteroaryl), -N(C<sub>0-6</sub>alkyl)(C<sub>0-6</sub>alkyl), -N(C<sub>0-6</sub>alkyl)(C<sub>3-7</sub>cycloalkyl), -N(C<sub>0-6</sub>alkyl)(aryl) substituents;

B is -C<sub>0-4</sub>alkyl, -C<sub>0-2</sub>alkyl-SO-C<sub>0-2</sub>alkyl-, -C<sub>0-2</sub>alkyl-SO<sub>2</sub>-C<sub>0-2</sub>alkyl-, -C<sub>0-2</sub>alkyl-CO-C<sub>0-2</sub>alkyl-, -C<sub>0-2</sub>alkyl-NR<sup>10</sup>CO-C<sub>0-2</sub>alkyl-, -C<sub>0-2</sub>alkyl-NR<sup>10</sup>SO<sub>2</sub>-C<sub>0-2</sub>alkyl- or -heteroC<sub>0-4</sub>alkyl;

R<sup>9</sup> and R<sup>10</sup> each independently is -C<sub>0-6</sub>alkyl, -C<sub>3-7</sub>cycloalkyl, heteroaryl or aryl; any of which is optionally substituted with 1-5 independent halogen, -CN, -C<sub>1-6</sub>alkyl, -O(C<sub>0-6</sub>alkyl), -O(C<sub>3-7</sub>cycloalkyl), -O(aryl), -

O(heteroaryl), -N(C<sub>0-6</sub>alkyl)(C<sub>0-6</sub>alkyl), -N(C<sub>0-6</sub>alkyl)(C<sub>3-7</sub>cycloalkyl), -N(C<sub>0-6</sub>alkyl)(aryl) substituents; one of A<sup>1</sup> and A<sup>2</sup> is N, the other is CR<sup>12</sup>;

R<sup>11</sup> and R<sup>12</sup> is each independently halogen, -C<sub>0-6</sub>alkyl, -C<sub>0-6</sub>alkoxyl, or -N(C<sub>0-4</sub>alkyl)(C<sub>0-4</sub>alkyl), wherein optionally R<sup>11</sup> and R<sup>12</sup> are combined to form a  
 5 cycloalkyl, heterocycloalkyl, aryl or heteroaryl ring fused to the pyrazole moiety; wherein the -C<sub>1-6</sub>alkyl substituent, cycloalkyl ring, or heterocycloalkyl ring each optionally is further substituted with 1-5 independent halogen, -CN, -C<sub>1-6</sub>alkyl, -O(C<sub>0-6</sub>alkyl), -O(C<sub>3-7</sub>cycloalkyl), -O(aryl), -O(heteroaryl), -N(C<sub>0-6</sub>alkyl)(C<sub>0-6</sub>alkyl), -N(C<sub>0-6</sub>alkyl)(C<sub>3-7</sub>cycloalkyl), or -N(C<sub>0-6</sub>alkyl)(aryl) groups; and wherein  
 10 optionally R<sup>11</sup> and R<sup>12</sup> each independently forms =O, =N(C<sub>0-4</sub>alkyl) using a bond from the adjoining double bond;  
 any N may be an N-oxide; and  
 wherein any of the alkyl optionally is substituted with 1-9 independent halogens.

15

In an eighth aspect, the compound of this invention is represented by Formula (I) or a pharmaceutically acceptable salt thereof, wherein

X is aryl or heteroaryl optionally substituted with 1-7 independent halogen, -CN, NO<sub>2</sub>, -C<sub>1-6</sub>alkyl, -C<sub>1-6</sub>alkenyl, -C<sub>1-6</sub>alkynyl, -OR<sup>1</sup>, -NR<sup>1</sup>R<sup>2</sup>, -  
 20 C(=NR<sup>1</sup>)NR<sup>2</sup>R<sup>3</sup>, -N(=NR<sup>1</sup>)NR<sup>2</sup>R<sup>3</sup>, -NR<sup>1</sup>COR<sup>2</sup>, -NR<sup>1</sup>CO<sub>2</sub>R<sup>2</sup>, -NR<sup>1</sup>SO<sub>2</sub>R<sup>4</sup>, -NR<sup>1</sup>CONR<sup>2</sup>R<sup>3</sup>, -SR<sup>4</sup>, -SOR<sup>4</sup>, -SO<sub>2</sub>R<sup>4</sup>, -SO<sub>2</sub>NR<sup>1</sup>R<sup>2</sup>, -COR<sup>1</sup>, -CO<sub>2</sub>R<sup>1</sup>, -CONR<sup>1</sup>R<sup>2</sup>, -C(=NR<sup>1</sup>)R<sup>2</sup>, or -C(=NOR<sup>1</sup>)R<sup>2</sup> substituents, wherein optionally two substituents are combined to form a cycloalkyl or heterocycloalkyl ring fused to X; wherein the -C<sub>1-6</sub>alkyl substituent, cycloalkyl ring, or heterocycloalkyl ring each optionally is further  
 25 substituted with 1-5 independent halogen, -CN, -C<sub>1-6</sub>alkyl, -O(C<sub>0-6</sub>alkyl), -O(C<sub>3-7</sub>cycloalkyl), -O(aryl), -O(heteroaryl), -N(C<sub>0-6</sub>alkyl)(C<sub>0-6</sub>alkyl), -N(C<sub>0-6</sub>alkyl)(C<sub>3-7</sub>cycloalkyl), or -N(C<sub>0-6</sub>alkyl)(aryl) groups

R<sup>1</sup>, R<sup>2</sup>, and R<sup>3</sup> each independently is -C<sub>0-6</sub>alkyl, -C<sub>3-7</sub>cycloalkyl, heteroaryl or aryl; any of which is optionally substituted with 1-5 independent  
 30 halogen, -CN, -C<sub>1-6</sub>alkyl, -O(C<sub>0-6</sub>alkyl), -O(C<sub>3-7</sub>cycloalkyl), -O(aryl), -O(heteroaryl), -N(C<sub>0-6</sub>alkyl)(C<sub>0-6</sub>alkyl), -N(C<sub>0-6</sub>alkyl)(C<sub>3-7</sub>cycloalkyl), -N(C<sub>0-6</sub>alkyl)(aryl) substituents;

R<sup>4</sup> is -C<sub>1-6</sub>alkyl, -C<sub>3-7</sub>cycloalkyl, heteroaryl or aryl; optionally substituted with 1-5 independent halogen, -CN, -C<sub>1-6</sub>alkyl, -O(C<sub>0-6</sub>alkyl), -O(C<sub>3-</sub>

7cycloalkyl), -O(aryl), -O(heteroaryl), -N(C<sub>0-6</sub>alkyl)(C<sub>0-6</sub>alkyl), -N(C<sub>0-6</sub>alkyl)(C<sub>3-7</sub>cycloalkyl), -N(C<sub>0-6</sub>alkyl)(aryl) substituents;

A is -C<sub>0-4</sub>alkyl, -C<sub>0-2</sub>alkyl-SO-C<sub>0-2</sub>alkyl-, -C<sub>0-2</sub>alkyl-SO<sub>2</sub>-C<sub>0-2</sub>alkyl-, -C<sub>0-2</sub>alkyl-CO-C<sub>0-2</sub>alkyl-, -C<sub>0-2</sub>alkyl-NR<sup>9</sup>CO-C<sub>0-2</sub>alkyl-, -C<sub>0-2</sub>alkyl-NR<sup>9</sup>SO<sub>2</sub>-C<sub>0-2</sub>alkyl- or -heteroC<sub>0-4</sub>alkyl;

Y is quinolinyloxy optionally substituted with 1-6 independent halogen, -CN, NO<sub>2</sub>, -C<sub>1-6</sub>alkyl, -C<sub>1-6</sub>alkenyl, -C<sub>1-6</sub>alkynyl, -OR<sup>5</sup>, -NR<sup>5</sup>R<sup>6</sup>, -C(=NR<sup>5</sup>)NR<sup>6</sup>R<sup>7</sup>, -N(=NR<sup>5</sup>)NR<sup>6</sup>R<sup>7</sup>, -NR<sup>5</sup>COR<sup>6</sup>, -NR<sup>5</sup>CO<sub>2</sub>R<sup>6</sup>, -NR<sup>5</sup>SO<sub>2</sub>R<sup>8</sup>, -NR<sup>5</sup>CONR<sup>6</sup>R<sup>7</sup>, -SR<sup>8</sup>, -SOR<sup>8</sup>, -SO<sub>2</sub>R<sup>8</sup>, -SO<sub>2</sub>NR<sup>5</sup>R<sup>6</sup>, -COR<sup>5</sup>, -CO<sub>2</sub>R<sup>5</sup>, -CONR<sup>5</sup>R<sup>6</sup>, -C(=NR<sup>5</sup>)R<sup>6</sup>, or -C(=NOR<sup>5</sup>)R<sup>6</sup> substituents, wherein optionally two substituents are combined to form a cycloalkyl or heterocycloalkyl ring fused to Y; wherein the -C<sub>1-6</sub>alkyl substituent, cycloalkyl ring, or heterocycloalkyl ring each optionally is further substituted with 1-5 independent halogen, -CN, -C<sub>1-6</sub>alkyl, -O(C<sub>0-6</sub>alkyl), -O(C<sub>3-7</sub>cycloalkyl), -O(aryl), -O(heteroaryl), -N(C<sub>0-6</sub>alkyl)(C<sub>0-6</sub>alkyl), -N(C<sub>0-6</sub>alkyl)(C<sub>3-7</sub>cycloalkyl), or -N(C<sub>0-6</sub>alkyl)(aryl) groups;

R<sup>5</sup>, R<sup>6</sup>, and R<sup>7</sup> each independently is -C<sub>0-6</sub>alkyl, -C<sub>3-7</sub>cycloalkyl, heteroaryl or aryl; any of which is optionally substituted with 1-5 independent halogen, -CN, -C<sub>1-6</sub>alkyl, -O(C<sub>0-6</sub>alkyl), -O(C<sub>3-7</sub>cycloalkyl), -O(aryl), -O(heteroaryl), -N(C<sub>0-6</sub>alkyl)(C<sub>0-6</sub>alkyl), -N(C<sub>0-6</sub>alkyl)(C<sub>3-7</sub>cycloalkyl), -N(C<sub>0-6</sub>alkyl)(aryl) substituents;

R<sup>8</sup> is -C<sub>1-6</sub>alkyl, -C<sub>3-7</sub>cycloalkyl, heteroaryl or aryl; optionally substituted with 1-5 independent halogen, -CN, -C<sub>1-6</sub>alkyl, -O(C<sub>0-6</sub>alkyl), -O(C<sub>3-7</sub>cycloalkyl), -O(aryl), -O(heteroaryl), -N(C<sub>0-6</sub>alkyl)(C<sub>0-6</sub>alkyl), -N(C<sub>0-6</sub>alkyl)(C<sub>3-7</sub>cycloalkyl), -N(C<sub>0-6</sub>alkyl)(aryl) substituents;

B is -C<sub>0-4</sub>alkyl, -C<sub>0-2</sub>alkyl-SO-C<sub>0-2</sub>alkyl-, -C<sub>0-2</sub>alkyl-SO<sub>2</sub>-C<sub>0-2</sub>alkyl-, -C<sub>0-2</sub>alkyl-CO-C<sub>0-2</sub>alkyl-, -C<sub>0-2</sub>alkyl-NR<sup>10</sup>CO-C<sub>0-2</sub>alkyl-, -C<sub>0-2</sub>alkyl-NR<sup>10</sup>SO<sub>2</sub>-C<sub>0-2</sub>alkyl- or -heteroC<sub>0-4</sub>alkyl;

R<sup>9</sup> and R<sup>10</sup> each independently is -C<sub>0-6</sub>alkyl, -C<sub>3-7</sub>cycloalkyl, heteroaryl or aryl; any of which is optionally substituted with 1-5 independent halogen, -CN, -C<sub>1-6</sub>alkyl, -O(C<sub>0-6</sub>alkyl), -O(C<sub>3-7</sub>cycloalkyl), -O(aryl), -O(heteroaryl), -N(C<sub>0-6</sub>alkyl)(C<sub>0-6</sub>alkyl), -N(C<sub>0-6</sub>alkyl)(C<sub>3-7</sub>cycloalkyl), -N(C<sub>0-6</sub>alkyl)(aryl) substituents; one of A<sup>1</sup> and A<sup>2</sup> is N, the other is CR<sup>12</sup>;

R<sup>11</sup> and R<sup>12</sup> is each independently halogen, -C<sub>0-6</sub>alkyl, -C<sub>0-6</sub>alkoxyl, or -N(C<sub>0-4</sub>alkyl)(C<sub>0-4</sub>alkyl), wherein optionally R<sup>11</sup> and R<sup>12</sup> are combined to form a

cycloalkyl, heterocycloalkyl, aryl or heteroaryl ring fused to the pyrazole moiety; wherein the -C<sub>1-6</sub>alkyl substituent, cycloalkyl ring, or heterocycloalkyl ring each optionally is further substituted with 1-5 independent halogen, -CN, -C<sub>1-6</sub>alkyl, -O(C<sub>0-6</sub>alkyl), -O(C<sub>3-7</sub>cycloalkyl), -O(aryl), -O(heteroaryl), -N(C<sub>0-6</sub>alkyl)(C<sub>0-6</sub>alkyl), -N(C<sub>0-6</sub>alkyl)(C<sub>3-7</sub>cycloalkyl), or -N(C<sub>0-6</sub>alkyl)(aryl) groups; and wherein optionally R<sup>11</sup> and R<sup>12</sup> each independently forms =O, =N(C<sub>0-4</sub>alkyl) using a bond from the adjoining double bond;

any N may be an N-oxide; and

wherein any of the alkyl optionally is substituted with 1-9 independent halogens.

In a ninth aspect, the compound of this invention is represented by Formula (I) or a pharmaceutically acceptable salt thereof, wherein

X is naphthyl optionally substituted with 1-7 independent halogen, -CN, NO<sub>2</sub>, -C<sub>1-6</sub>alkyl, -C<sub>1-6</sub>alkenyl, -C<sub>1-6</sub>alkynyl, -OR<sup>1</sup>, -NR<sup>1</sup>R<sup>2</sup>, -C(=NR<sup>1</sup>)NR<sup>2</sup>R<sup>3</sup>, -N(=NR<sup>1</sup>)NR<sup>2</sup>R<sup>3</sup>, -NR<sup>1</sup>COR<sup>2</sup>, -NR<sup>1</sup>CO<sub>2</sub>R<sup>2</sup>, -NR<sup>1</sup>SO<sub>2</sub>R<sup>4</sup>, -NR<sup>1</sup>CONR<sup>2</sup>R<sup>3</sup>, -SR<sup>4</sup>, -SOR<sup>4</sup>, -SO<sub>2</sub>R<sup>4</sup>, -SO<sub>2</sub>NR<sup>1</sup>R<sup>2</sup>, -COR<sup>1</sup>, -CO<sub>2</sub>R<sup>1</sup>, -CONR<sup>1</sup>R<sup>2</sup>, -C(=NR<sup>1</sup>)R<sup>2</sup>, or -C(=NOR<sup>1</sup>)R<sup>2</sup> substituents, wherein optionally two substituents are combined to form a cycloalkyl or heterocycloalkyl ring fused to X; wherein the -C<sub>1-6</sub>alkyl substituent, cycloalkyl ring, or heterocycloalkyl ring each optionally is further substituted with 1-5 independent halogen, -CN, -C<sub>1-6</sub>alkyl, -O(C<sub>0-6</sub>alkyl), -O(C<sub>3-7</sub>cycloalkyl), -O(aryl), -O(heteroaryl), -N(C<sub>0-6</sub>alkyl)(C<sub>0-6</sub>alkyl), -N(C<sub>0-6</sub>alkyl)(C<sub>3-7</sub>cycloalkyl), or -N(C<sub>0-6</sub>alkyl)(aryl) groups;

R<sup>1</sup>, R<sup>2</sup>, and R<sup>3</sup> each independently is -C<sub>0-6</sub>alkyl, -C<sub>3-7</sub>cycloalkyl, heteroaryl or aryl; any of which is optionally substituted with 1-5 independent halogen, -CN, -C<sub>1-6</sub>alkyl, -O(C<sub>0-6</sub>alkyl), -O(C<sub>3-7</sub>cycloalkyl), -O(aryl), -O(heteroaryl), -N(C<sub>0-6</sub>alkyl)(C<sub>0-6</sub>alkyl), -N(C<sub>0-6</sub>alkyl)(C<sub>3-7</sub>cycloalkyl), -N(C<sub>0-6</sub>alkyl)(aryl) substituents;

R<sup>4</sup> is -C<sub>1-6</sub>alkyl, -C<sub>3-7</sub>cycloalkyl, heteroaryl or aryl; optionally substituted with 1-5 independent halogen, -CN, -C<sub>1-6</sub>alkyl, -O(C<sub>0-6</sub>alkyl), -O(C<sub>3-7</sub>cycloalkyl), -O(aryl), -O(heteroaryl), -N(C<sub>0-6</sub>alkyl)(C<sub>0-6</sub>alkyl), -N(C<sub>0-6</sub>alkyl)(C<sub>3-7</sub>cycloalkyl), -N(C<sub>0-6</sub>alkyl)(aryl) substituents;

A is -C<sub>0-4</sub>alkyl, -C<sub>0-2</sub>alkyl-SO-C<sub>0-2</sub>alkyl-, -C<sub>0-2</sub>alkyl-SO<sub>2</sub>-C<sub>0-2</sub>alkyl-, -C<sub>0-2</sub>alkyl-CO-C<sub>0-2</sub>alkyl-, -C<sub>0-2</sub>alkyl-NR<sup>9</sup>CO-C<sub>0-2</sub>alkyl-, -C<sub>0-2</sub>alkyl-NR<sup>9</sup>SO<sub>2</sub>-C<sub>0-2</sub>alkyl- or -heteroC<sub>0-4</sub>alkyl;

Y is aryl or heteroaryl optionally substituted with 1-7 independent halogen, -CN, NO<sub>2</sub>, -C<sub>1-6</sub>alkyl, -C<sub>1-6</sub>alkenyl, -C<sub>1-6</sub>alkynyl, -OR<sup>5</sup>, -NR<sup>5</sup>R<sup>6</sup>, -C(=NR<sup>5</sup>)NR<sup>6</sup>R<sup>7</sup>, -N(=NR<sup>5</sup>)NR<sup>6</sup>R<sup>7</sup>, -NR<sup>5</sup>COR<sup>6</sup>, -NR<sup>5</sup>CO<sub>2</sub>R<sup>6</sup>, -NR<sup>5</sup>SO<sub>2</sub>R<sup>8</sup>, -NR<sup>5</sup>CONR<sup>6</sup>R<sup>7</sup>, -SR<sup>8</sup>, -SOR<sup>8</sup>, -SO<sub>2</sub>R<sup>8</sup>, -SO<sub>2</sub>NR<sup>5</sup>R<sup>6</sup>, -COR<sup>5</sup>, -CO<sub>2</sub>R<sup>5</sup>, -CONR<sup>5</sup>R<sup>6</sup>, -C(=NR<sup>5</sup>)R<sup>6</sup>, or -C(=NOR<sup>5</sup>)R<sup>6</sup> substituents, wherein optionally two substituents are combined to form a cycloalkyl or heterocycloalkyl ring fused to Y; wherein the -C<sub>1-6</sub>alkyl substituent, cycloalkyl ring, or heterocycloalkyl ring each optionally is further substituted with 1-5 independent halogen, -CN, -C<sub>1-6</sub>alkyl, -O(C<sub>0-6</sub>alkyl), -O(C<sub>3-7</sub>cycloalkyl), -O(aryl), -O(heteroaryl), -N(C<sub>0-6</sub>alkyl)(C<sub>0-6</sub>alkyl), -N(C<sub>0-6</sub>alkyl)(C<sub>3-7</sub>cycloalkyl), or -N(C<sub>0-6</sub>alkyl)(aryl) groups;

R<sup>5</sup>, R<sup>6</sup>, and R<sup>7</sup> each independently is -C<sub>0-6</sub>alkyl, -C<sub>3-7</sub>cycloalkyl, heteroaryl or aryl; any of which is optionally substituted with 1-5 independent halogen, -CN, -C<sub>1-6</sub>alkyl, -O(C<sub>0-6</sub>alkyl), -O(C<sub>3-7</sub>cycloalkyl), -O(aryl), -O(heteroaryl), -N(C<sub>0-6</sub>alkyl)(C<sub>0-6</sub>alkyl), -N(C<sub>0-6</sub>alkyl)(C<sub>3-7</sub>cycloalkyl), -N(C<sub>0-6</sub>alkyl)(aryl) substituents;

R<sup>8</sup> is -C<sub>1-6</sub>alkyl, -C<sub>3-7</sub>cycloalkyl, heteroaryl or aryl; optionally substituted with 1-5 independent halogen, -CN, -C<sub>1-6</sub>alkyl, -O(C<sub>0-6</sub>alkyl), -O(C<sub>3-7</sub>cycloalkyl), -O(aryl), -O(heteroaryl), -N(C<sub>0-6</sub>alkyl)(C<sub>0-6</sub>alkyl), -N(C<sub>0-6</sub>alkyl)(C<sub>3-7</sub>cycloalkyl), -N(C<sub>0-6</sub>alkyl)(aryl) substituents;

B is -C<sub>0-4</sub>alkyl, -C<sub>0-2</sub>alkyl-SO-C<sub>0-2</sub>alkyl-, -C<sub>0-2</sub>alkyl-SO<sub>2</sub>-C<sub>0-2</sub>alkyl-, -C<sub>0-2</sub>alkyl-CO-C<sub>0-2</sub>alkyl-, -C<sub>0-2</sub>alkyl-NR<sup>10</sup>CO-C<sub>0-2</sub>alkyl-, -C<sub>0-2</sub>alkyl-NR<sup>10</sup>SO<sub>2</sub>-C<sub>0-2</sub>alkyl- or -heteroC<sub>0-4</sub>alkyl;

R<sup>9</sup> and R<sup>10</sup> each independently is -C<sub>0-6</sub>alkyl, -C<sub>3-7</sub>cycloalkyl, heteroaryl or aryl; any of which is optionally substituted with 1-5 independent halogen, -CN, -C<sub>1-6</sub>alkyl, -O(C<sub>0-6</sub>alkyl), -O(C<sub>3-7</sub>cycloalkyl), -O(aryl), -O(heteroaryl), -N(C<sub>0-6</sub>alkyl)(C<sub>0-6</sub>alkyl), -N(C<sub>0-6</sub>alkyl)(C<sub>3-7</sub>cycloalkyl), -N(C<sub>0-6</sub>alkyl)(aryl) substituents; one of A<sup>1</sup> and A<sup>2</sup> is N, the other is CR<sup>12</sup>;

R<sup>11</sup> and R<sup>12</sup> is each independently halogen, -C<sub>0-6</sub>alkyl, -C<sub>0-6</sub>alkoxyl, or -N(C<sub>0-4</sub>alkyl)(C<sub>0-4</sub>alkyl), wherein optionally R<sup>11</sup> and R<sup>12</sup> are combined to form a cycloalkyl, heterocycloalkyl, aryl or heteroaryl ring fused to the pyrazole moiety; wherein the -C<sub>1-6</sub>alkyl substituent, cycloalkyl ring, or heterocycloalkyl ring each optionally is further substituted with 1-5 independent halogen, -CN, -C<sub>1-6</sub>alkyl, -O(C<sub>0-6</sub>alkyl), -O(C<sub>3-7</sub>cycloalkyl), -O(aryl), -O(heteroaryl), -N(C<sub>0-6</sub>alkyl)(C<sub>0-6</sub>alkyl), -N(C<sub>0-6</sub>alkyl)(C<sub>3-7</sub>cycloalkyl), or -N(C<sub>0-6</sub>alkyl)(aryl) groups; and wherein

optionally  $R^{11}$  and  $R^{12}$  each independently forms =O, =N(C<sub>0-4</sub>alkyl) using a bond from the adjoining double bond;

any N may be an N-oxide;

wherein any of the alkyl optionally is substituted with 1-9 independent  
5 halogens;

and provided that when X = 2-pyridyl,  $A^1 = N$ ,  $A^2 = CH$ ,  $R^{11} = R^{12} = H$  and  $A = B = C_0$ alkyl, then Y is not 4-methoxyphenyl or 2,5-dimethoxyphenyl.

In a tenth aspect, the compound of this invention is represented by  
10 Formula (I) or a pharmaceutically acceptable salt thereof, wherein

X is aryl or heteroaryl optionally substituted with 1-7 independent halogen, -CN, NO<sub>2</sub>, -C<sub>1-6</sub>alkyl, -C<sub>1-6</sub>alkenyl, -C<sub>1-6</sub>alkynyl, -OR<sup>1</sup>, -NR<sup>1</sup>R<sup>2</sup>, -C(=NR<sup>1</sup>)NR<sup>2</sup>R<sup>3</sup>, -N(=NR<sup>1</sup>)NR<sup>2</sup>R<sup>3</sup>, -NR<sup>1</sup>COR<sup>2</sup>, -NR<sup>1</sup>CO<sub>2</sub>R<sup>2</sup>, -NR<sup>1</sup>SO<sub>2</sub>R<sup>4</sup>, -NR<sup>1</sup>CONR<sup>2</sup>R<sup>3</sup>, -SR<sup>4</sup>, -SOR<sup>4</sup>, -SO<sub>2</sub>R<sup>4</sup>, -SO<sub>2</sub>NR<sup>1</sup>R<sup>2</sup>, -COR<sup>1</sup>, -CO<sub>2</sub>R<sup>1</sup>, -CONR<sup>1</sup>R<sup>2</sup>,  
15 -C(=NR<sup>1</sup>)R<sup>2</sup>, or -C(=NOR<sup>1</sup>)R<sup>2</sup> substituents, wherein optionally two substituents are combined to form a cycloalkyl or heterocycloalkyl ring fused to X; wherein the -C<sub>1-6</sub>alkyl substituent, cycloalkyl ring, or heterocycloalkyl ring each optionally is further substituted with 1-5 independent halogen, -CN, -C<sub>1-6</sub>alkyl, -O(C<sub>0-6</sub>alkyl), -O(C<sub>3-7</sub>cycloalkyl), -O(aryl), -O(heteroaryl), -N(C<sub>0-6</sub>alkyl)(C<sub>0-6</sub>alkyl), -N(C<sub>0-6</sub>alkyl)(C<sub>3-7</sub>cycloalkyl), or -N(C<sub>0-6</sub>alkyl)(aryl) groups  
20

R<sup>1</sup>, R<sup>2</sup>, and R<sup>3</sup> each independently is -C<sub>0-6</sub>alkyl, -C<sub>3-7</sub>cycloalkyl, heteroaryl or aryl; any of which is optionally substituted with 1-5 independent halogen, -CN, -C<sub>1-6</sub>alkyl, -O(C<sub>0-6</sub>alkyl), -O(C<sub>3-7</sub>cycloalkyl), -O(aryl), -O(heteroaryl), -N(C<sub>0-6</sub>alkyl)(C<sub>0-6</sub>alkyl), -N(C<sub>0-6</sub>alkyl)(C<sub>3-7</sub>cycloalkyl), -N(C<sub>0-6</sub>alkyl)(aryl) substituents;  
25

R<sup>4</sup> is -C<sub>1-6</sub>alkyl, -C<sub>3-7</sub>cycloalkyl, heteroaryl or aryl; optionally substituted with 1-5 independent halogen, -CN, -C<sub>1-6</sub>alkyl, -O(C<sub>0-6</sub>alkyl), -O(C<sub>3-7</sub>cycloalkyl), -O(aryl), -O(heteroaryl), -N(C<sub>0-6</sub>alkyl)(C<sub>0-6</sub>alkyl), -N(C<sub>0-6</sub>alkyl)(C<sub>3-7</sub>cycloalkyl), -N(C<sub>0-6</sub>alkyl)(aryl) substituents;  
30

A is -C<sub>0-4</sub>alkyl, -C<sub>0-2</sub>alkyl-SO-C<sub>0-2</sub>alkyl-, -C<sub>0-2</sub>alkyl-SO<sub>2</sub>-C<sub>0-2</sub>alkyl-, -C<sub>0-2</sub>alkyl-CO-C<sub>0-2</sub>alkyl-, -C<sub>0-2</sub>alkyl-NR<sup>9</sup>CO-C<sub>0-2</sub>alkyl-, -C<sub>0-2</sub>alkyl-NR<sup>9</sup>SO<sub>2</sub>-C<sub>0-2</sub>alkyl- or -heteroC<sub>0-4</sub>alkyl;

Y is pyrazolyl optionally substituted with 1-3 independent halogen, -CN, NO<sub>2</sub>, -C<sub>1-6</sub>alkyl, -C<sub>1-6</sub>alkenyl, -C<sub>1-6</sub>alkynyl, -OR<sup>5</sup>, -NR<sup>5</sup>R<sup>6</sup>,

-C(=NR<sup>5</sup>)NR<sup>6</sup>R<sup>7</sup>, -N(=NR<sup>5</sup>)NR<sup>6</sup>R<sup>7</sup>, -NR<sup>5</sup>COR<sup>6</sup>, -NR<sup>5</sup>CO<sub>2</sub>R<sup>6</sup>, -NR<sup>5</sup>SO<sub>2</sub>R<sup>8</sup>, -NR<sup>5</sup>CONR<sup>6</sup>R<sup>7</sup>, -SR<sup>8</sup>, -SOR<sup>8</sup>, -SO<sub>2</sub>R<sup>8</sup>, -SO<sub>2</sub>NR<sup>5</sup>R<sup>6</sup>, -COR<sup>5</sup>, -CO<sub>2</sub>R<sup>5</sup>, -CONR<sup>5</sup>R<sup>6</sup>, -C(=NR<sup>5</sup>)R<sup>6</sup>, or -C(=NOR<sup>5</sup>)R<sup>6</sup> substituents, wherein optionally two substituents are combined to form a cycloalkyl or heterocycloalkyl ring fused to Y; wherein the -C<sub>1-6</sub>alkyl substituent, cycloalkyl ring, or heterocycloalkyl ring each optionally is further substituted with 1-5 independent halogen, -CN, -C<sub>1-6</sub>alkyl, -O(C<sub>0-6</sub>alkyl), -O(C<sub>3-7</sub>cycloalkyl), -O(aryl), -O(heteroaryl), -N(C<sub>0-6</sub>alkyl)(C<sub>0-6</sub>alkyl), -N(C<sub>0-6</sub>alkyl)(C<sub>3-7</sub>cycloalkyl), or -N(C<sub>0-6</sub>alkyl)(aryl) groups.

R<sup>5</sup>, R<sup>6</sup>, and R<sup>7</sup> each independently is -C<sub>0-6</sub>alkyl, -C<sub>3-7</sub>cycloalkyl, heteroaryl or aryl; any of which is optionally substituted with 1-5 independent halogen, -CN, -C<sub>1-6</sub>alkyl, -O(C<sub>0-6</sub>alkyl), -O(C<sub>3-7</sub>cycloalkyl); -O(aryl), -O(heteroaryl), -N(C<sub>0-6</sub>alkyl)(C<sub>0-6</sub>alkyl), -N(C<sub>0-6</sub>alkyl)(C<sub>3-7</sub>cycloalkyl), -N(C<sub>0-6</sub>alkyl)(aryl) substituents;

R<sup>8</sup> is -C<sub>1-6</sub>alkyl, -C<sub>3-7</sub>cycloalkyl, heteroaryl or aryl; optionally substituted with 1-5 independent halogen, -CN, -C<sub>1-6</sub>alkyl, -O(C<sub>0-6</sub>alkyl), -O(C<sub>3-7</sub>cycloalkyl), -O(aryl), -O(heteroaryl), -N(C<sub>0-6</sub>alkyl)(C<sub>0-6</sub>alkyl), -N(C<sub>0-6</sub>alkyl)(C<sub>3-7</sub>cycloalkyl), -N(C<sub>0-6</sub>alkyl)(aryl) substituents;

B is -C<sub>0-4</sub>alkyl, -C<sub>0-2</sub>alkyl-SO-C<sub>0-2</sub>alkyl-, -C<sub>0-2</sub>alkyl-SO<sub>2</sub>-C<sub>0-2</sub>alkyl-, -C<sub>0-2</sub>alkyl-CO-C<sub>0-2</sub>alkyl-, -C<sub>0-2</sub>alkyl-NR<sup>10</sup>CO-C<sub>0-2</sub>alkyl-, -C<sub>0-2</sub>alkyl-NR<sup>10</sup>SO<sub>2</sub>-C<sub>0-2</sub>alkyl- or -heteroC<sub>0-4</sub>alkyl;

R<sup>9</sup> and R<sup>10</sup> each independently is -C<sub>0-6</sub>alkyl, -C<sub>3-7</sub>cycloalkyl, heteroaryl or aryl; any of which is optionally substituted with 1-5 independent halogen, -CN, -C<sub>1-6</sub>alkyl, -O(C<sub>0-6</sub>alkyl), -O(C<sub>3-7</sub>cycloalkyl), -O(aryl), -O(heteroaryl), -N(C<sub>0-6</sub>alkyl)(C<sub>0-6</sub>alkyl), -N(C<sub>0-6</sub>alkyl)(C<sub>3-7</sub>cycloalkyl), -N(C<sub>0-6</sub>alkyl)(aryl) substituents; one of A<sup>1</sup> and A<sup>2</sup> is N, the other is CR<sup>12</sup>;

R<sup>11</sup> and R<sup>12</sup> is each independently halogen, -C<sub>0-6</sub>alkyl, -C<sub>0-6</sub>alkoxyl, or -N(C<sub>0-4</sub>alkyl)(C<sub>0-4</sub>alkyl), wherein optionally R<sup>11</sup> and R<sup>12</sup> are combined to form a cycloalkyl, heterocycloalkyl, aryl or heteroaryl ring fused to the pyrazole moiety; wherein the -C<sub>1-6</sub>alkyl substituent, cycloalkyl ring, or heterocycloalkyl ring each optionally is further substituted with 1-5 independent halogen, -CN, -C<sub>1-6</sub>alkyl, -O(C<sub>0-6</sub>alkyl), -O(C<sub>3-7</sub>cycloalkyl), -O(aryl), -O(heteroaryl), -N(C<sub>0-6</sub>alkyl)(C<sub>0-6</sub>alkyl), -N(C<sub>0-6</sub>alkyl)(C<sub>3-7</sub>cycloalkyl), or -N(C<sub>0-6</sub>alkyl)(aryl) groups; and wherein optionally R<sup>11</sup> and R<sup>12</sup> each independently forms =O, =N(C<sub>0-4</sub>alkyl) using a bond from the adjoining double bond;

any N may be an N-oxide; and  
 wherein any of the alkyl optionally is substituted with 1-9 independent halogens.

5 In an embodiment of the tenth aspect of the invention, the compound of this invention is represented by Formula (I) or a pharmaceutically acceptable salt thereof, wherein

X is phenyl optionally substituted with 1-5 independent halogen, -CN, NO<sub>2</sub>, -C<sub>1-6</sub>alkyl, -C<sub>1-6</sub>alkenyl, -C<sub>1-6</sub>alkynyl, -OR<sup>1</sup>, -NR<sup>1</sup>R<sup>2</sup>, -C(=NR<sup>1</sup>)NR<sup>2</sup>R<sup>3</sup>, -  
 10 N(=NR<sup>1</sup>)NR<sup>2</sup>R<sup>3</sup>, -NR<sup>1</sup>COR<sup>2</sup>, -NR<sup>1</sup>CO<sub>2</sub>R<sup>2</sup>, -NR<sup>1</sup>SO<sub>2</sub>R<sup>4</sup>, -NR<sup>1</sup>CONR<sup>2</sup>R<sup>3</sup>, -SR<sup>4</sup>, -SOR<sup>4</sup>, -SO<sub>2</sub>R<sup>4</sup>, -SO<sub>2</sub>NR<sup>1</sup>R<sup>2</sup>, -COR<sup>1</sup>, -CO<sub>2</sub>R<sup>1</sup>, -CONR<sup>1</sup>R<sup>2</sup>, -C(=NR<sup>1</sup>)R<sup>2</sup>, or -C(=NOR<sup>1</sup>)R<sup>2</sup> substituents, wherein optionally two substituents are combined to form a cycloalkyl or heterocycloalkyl ring fused to X; wherein the -C<sub>1-6</sub>alkyl substituent,  
 15 cycloalkyl ring, or heterocycloalkyl ring each optionally is further substituted with 1-5 independent halogen, -CN, -C<sub>1-6</sub>alkyl, -O(C<sub>0-6</sub>alkyl), -O(C<sub>3-7</sub>cycloalkyl), -O(aryl), -O(heteroaryl), -N(C<sub>0-6</sub>alkyl)(C<sub>0-6</sub>alkyl), -N(C<sub>0-6</sub>alkyl)(C<sub>3-7</sub>cycloalkyl), or -N(C<sub>0-6</sub>alkyl)(aryl) groups

R<sup>1</sup>, R<sup>2</sup>, and R<sup>3</sup> each independently is -C<sub>0-6</sub>alkyl, -C<sub>3-7</sub>cycloalkyl, heteroaryl or aryl; any of which is optionally substituted with 1-5 independent  
 20 halogen, -CN, -C<sub>1-6</sub>alkyl, -O(C<sub>0-6</sub>alkyl), -O(C<sub>3-7</sub>cycloalkyl), -O(aryl), -O(heteroaryl), -N(C<sub>0-6</sub>alkyl)(C<sub>0-6</sub>alkyl), -N(C<sub>0-6</sub>alkyl)(C<sub>3-7</sub>cycloalkyl), -N(C<sub>0-6</sub>alkyl)(aryl) substituents;

R<sup>4</sup> is -C<sub>1-6</sub>alkyl, -C<sub>3-7</sub>cycloalkyl, heteroaryl or aryl; optionally substituted with 1-5 independent halogen, -CN, -C<sub>1-6</sub>alkyl, -O(C<sub>0-6</sub>alkyl), -O(C<sub>3-7</sub>cycloalkyl), -O(aryl), -O(heteroaryl), -N(C<sub>0-6</sub>alkyl)(C<sub>0-6</sub>alkyl), -N(C<sub>0-6</sub>alkyl)(C<sub>3-7</sub>cycloalkyl), -N(C<sub>0-6</sub>alkyl)(aryl) substituents;  
 25

A is -C<sub>0-4</sub>alkyl, -C<sub>0-2</sub>alkyl-SO-C<sub>0-2</sub>alkyl-, -C<sub>0-2</sub>alkyl-SO<sub>2</sub>-C<sub>0-2</sub>alkyl-, -C<sub>0-2</sub>alkyl-CO-C<sub>0-2</sub>alkyl-, -C<sub>0-2</sub>alkyl-NR<sup>9</sup>CO-C<sub>0-2</sub>alkyl-, -C<sub>0-2</sub>alkyl-NR<sup>9</sup>SO<sub>2</sub>-C<sub>0-2</sub>alkyl- or -heteroC<sub>0-4</sub>alkyl;

30 Y is pyrazolyl optionally substituted with 1-3 independent halogen, -CN, NO<sub>2</sub>, -C<sub>1-6</sub>alkyl, -C<sub>1-6</sub>alkenyl, -C<sub>1-6</sub>alkynyl, -OR<sup>5</sup>, -NR<sup>5</sup>R<sup>6</sup>, -C(=NR<sup>5</sup>)NR<sup>6</sup>R<sup>7</sup>, -N(=NR<sup>5</sup>)NR<sup>6</sup>R<sup>7</sup>, -NR<sup>5</sup>COR<sup>6</sup>, -NR<sup>5</sup>CO<sub>2</sub>R<sup>6</sup>, -NR<sup>5</sup>SO<sub>2</sub>R<sup>8</sup>, -NR<sup>5</sup>CONR<sup>6</sup>R<sup>7</sup>, -SR<sup>8</sup>, -SOR<sup>8</sup>, -SO<sub>2</sub>R<sup>8</sup>, -SO<sub>2</sub>NR<sup>5</sup>R<sup>6</sup>, -COR<sup>5</sup>, -CO<sub>2</sub>R<sup>5</sup>, -CONR<sup>5</sup>R<sup>6</sup>, -C(=NR<sup>5</sup>)R<sup>6</sup>, or -C(=NOR<sup>5</sup>)R<sup>6</sup> substituents, wherein optionally two substituents are  
 35 combined to form a cycloalkyl or heterocycloalkyl ring fused to Y; wherein the -C<sub>1-</sub>



6alkyl substituent, cycloalkyl ring, or heterocycloalkyl ring each optionally is further substituted with 1-5 independent halogen, -CN, -C<sub>1-6</sub>alkyl, -O(C<sub>0-6</sub>alkyl), -O(C<sub>3-7</sub>cycloalkyl), -O(aryl), -O(heteroaryl), -N(C<sub>0-6</sub>alkyl)(C<sub>0-6</sub>alkyl), -N(C<sub>0-6</sub>alkyl)(C<sub>3-7</sub>cycloalkyl), or -N(C<sub>0-6</sub>alkyl)(aryl) groups.

5 R<sup>5</sup>, R<sup>6</sup>, and R<sup>7</sup> each independently is -C<sub>0-6</sub>alkyl, -C<sub>3-7</sub>cycloalkyl, heteroaryl or aryl; any of which is optionally substituted with 1-5 independent halogen, -CN, -C<sub>1-6</sub>alkyl, -O(C<sub>0-6</sub>alkyl), -O(C<sub>3-7</sub>cycloalkyl), -O(aryl), -O(heteroaryl), -N(C<sub>0-6</sub>alkyl)(C<sub>0-6</sub>alkyl), -N(C<sub>0-6</sub>alkyl)(C<sub>3-7</sub>cycloalkyl), -N(C<sub>0-6</sub>alkyl)(aryl) substituents;

10 R<sup>8</sup> is -C<sub>1-6</sub>alkyl, -C<sub>3-7</sub>cycloalkyl, heteroaryl or aryl; optionally substituted with 1-5 independent halogen, -CN, -C<sub>1-6</sub>alkyl, -O(C<sub>0-6</sub>alkyl), -O(C<sub>3-7</sub>cycloalkyl), -O(aryl), -O(heteroaryl), -N(C<sub>0-6</sub>alkyl)(C<sub>0-6</sub>alkyl), -N(C<sub>0-6</sub>alkyl)(C<sub>3-7</sub>cycloalkyl), -N(C<sub>0-6</sub>alkyl)(aryl) substituents;

15 B is -C<sub>0-4</sub>alkyl, -C<sub>0-2</sub>alkyl-SO-C<sub>0-2</sub>alkyl-, -C<sub>0-2</sub>alkyl-SO<sub>2</sub>-C<sub>0-2</sub>alkyl-, -C<sub>0-2</sub>alkyl-CO-C<sub>0-2</sub>alkyl-, -C<sub>0-2</sub>alkyl-NR<sup>10</sup>CO-C<sub>0-2</sub>alkyl-, -C<sub>0-2</sub>alkyl-NR<sup>10</sup>SO<sub>2</sub>-C<sub>0-2</sub>alkyl- or -heteroC<sub>0-4</sub>alkyl;

20 R<sup>9</sup> and R<sup>10</sup> each independently is -C<sub>0-6</sub>alkyl, -C<sub>3-7</sub>cycloalkyl, heteroaryl or aryl; any of which is optionally substituted with 1-5 independent halogen, -CN, -C<sub>1-6</sub>alkyl, -O(C<sub>0-6</sub>alkyl), -O(C<sub>3-7</sub>cycloalkyl), -O(aryl), -O(heteroaryl), -N(C<sub>0-6</sub>alkyl)(C<sub>0-6</sub>alkyl), -N(C<sub>0-6</sub>alkyl)(C<sub>3-7</sub>cycloalkyl), -N(C<sub>0-6</sub>alkyl)(aryl) substituents; one of A<sup>1</sup> and A<sup>2</sup> is N, the other is CR<sup>12</sup>;

25 R<sup>11</sup> and R<sup>12</sup> is each independently halogen, -C<sub>0-6</sub>alkyl, -C<sub>0-6</sub>alkoxyl, or -N(C<sub>0-4</sub>alkyl)(C<sub>0-4</sub>alkyl), wherein optionally R<sup>11</sup> and R<sup>12</sup> are combined to form a cycloalkyl, heterocycloalkyl, aryl or heteroaryl ring fused to the pyrazole moiety; wherein the -C<sub>1-6</sub>alkyl substituent, cycloalkyl ring, or heterocycloalkyl ring each optionally is further substituted with 1-5 independent halogen, -CN, -C<sub>1-6</sub>alkyl, -O(C<sub>0-6</sub>alkyl), -O(C<sub>3-7</sub>cycloalkyl), -O(aryl), -O(heteroaryl), -N(C<sub>0-6</sub>alkyl)(C<sub>0-6</sub>alkyl), -N(C<sub>0-6</sub>alkyl)(C<sub>3-7</sub>cycloalkyl), or -N(C<sub>0-6</sub>alkyl)(aryl) groups; and wherein optionally R<sup>11</sup> and R<sup>12</sup> each independently forms =O, =N(C<sub>0-4</sub>alkyl) using a bond  
30 from the adjoining double bond;

any N may be an N-oxide; and

wherein any of the alkyl optionally is substituted with 1-9 independent halogens.

In an eleventh aspect, the compound of this invention is represented by Formula (I) or a pharmaceutically acceptable salt thereof, wherein

X is aryl or heteroaryl optionally substituted with 1-7 independent halogen, -CN, NO<sub>2</sub>, -C<sub>1-6</sub>alkyl, -C<sub>1-6</sub>alkenyl, -C<sub>1-6</sub>alkynyl, -OR<sup>1</sup>, -NR<sup>1</sup>R<sup>2</sup>, -C(=NR<sup>1</sup>)NR<sup>2</sup>R<sup>3</sup>, -N(=NR<sup>1</sup>)NR<sup>2</sup>R<sup>3</sup>, -NR<sup>1</sup>COR<sup>2</sup>, -NR<sup>1</sup>CO<sub>2</sub>R<sup>2</sup>, -NR<sup>1</sup>SO<sub>2</sub>R<sup>4</sup>, -NR<sup>1</sup>CONR<sup>2</sup>R<sup>3</sup>, -SR<sup>4</sup>, -SOR<sup>4</sup>, -SO<sub>2</sub>R<sup>4</sup>, -SO<sub>2</sub>NR<sup>1</sup>R<sup>2</sup>, -COR<sup>1</sup>, -CO<sub>2</sub>R<sup>1</sup>, -CONR<sup>1</sup>R<sup>2</sup>, -C(=NR<sup>1</sup>)R<sup>2</sup>, or -C(=NOR<sup>1</sup>)R<sup>2</sup> substituents, wherein optionally two substituents are combined to form a cycloalkyl or heterocycloalkyl ring fused to X; wherein the -C<sub>1-6</sub>alkyl substituent, cycloalkyl ring, or heterocycloalkyl ring each optionally is further substituted with 1-5 independent halogen, -CN, -C<sub>1-6</sub>alkyl, -O(C<sub>0-6</sub>alkyl), -O(C<sub>3-7</sub>cycloalkyl), -O(aryl), -O(heteroaryl), -N(C<sub>0-6</sub>alkyl)(C<sub>0-6</sub>alkyl), -N(C<sub>0-6</sub>alkyl)(C<sub>3-7</sub>cycloalkyl), or -N(C<sub>0-6</sub>alkyl)(aryl) groups

R<sup>1</sup>, R<sup>2</sup>, and R<sup>3</sup> each independently is -C<sub>0-6</sub>alkyl, -C<sub>3-7</sub>cycloalkyl, heteroaryl or aryl; any of which is optionally substituted with 1-5 independent halogen, -CN, -C<sub>1-6</sub>alkyl, -O(C<sub>0-6</sub>alkyl), -O(C<sub>3-7</sub>cycloalkyl), -O(aryl), -O(heteroaryl), -N(C<sub>0-6</sub>alkyl)(C<sub>0-6</sub>alkyl), -N(C<sub>0-6</sub>alkyl)(C<sub>3-7</sub>cycloalkyl), -N(C<sub>0-6</sub>alkyl)(aryl) substituents;

R<sup>4</sup> is -C<sub>1-6</sub>alkyl, -C<sub>3-7</sub>cycloalkyl, heteroaryl or aryl; optionally substituted with 1-5 independent halogen, -CN, -C<sub>1-6</sub>alkyl, -O(C<sub>0-6</sub>alkyl), -O(C<sub>3-7</sub>cycloalkyl), -O(aryl), -O(heteroaryl), -N(C<sub>0-6</sub>alkyl)(C<sub>0-6</sub>alkyl), -N(C<sub>0-6</sub>alkyl)(C<sub>3-7</sub>cycloalkyl), -N(C<sub>0-6</sub>alkyl)(aryl) substituents;

A is -C<sub>0-4</sub>alkyl, -C<sub>0-2</sub>alkyl-SO-C<sub>0-2</sub>alkyl-, -C<sub>0-2</sub>alkyl-SO<sub>2</sub>-C<sub>0-2</sub>alkyl-, -C<sub>0-2</sub>alkyl-CO-C<sub>0-2</sub>alkyl-, -C<sub>0-2</sub>alkyl-NR<sup>9</sup>CO-C<sub>0-2</sub>alkyl-, -C<sub>0-2</sub>alkyl-NR<sup>9</sup>SO<sub>2</sub>-C<sub>0-2</sub>alkyl- or -heteroC<sub>0-4</sub>alkyl;

Y is quinoxalinylyl optionally substituted with 1-5 independent halogen, -CN, NO<sub>2</sub>, -C<sub>1-6</sub>alkyl, -C<sub>1-6</sub>alkenyl, -C<sub>1-6</sub>alkynyl, -OR<sup>1</sup>, -NR<sup>1</sup>R<sup>2</sup>, -C(=NR<sup>1</sup>)NR<sup>2</sup>R<sup>3</sup>, -N(=NR<sup>1</sup>)NR<sup>2</sup>R<sup>3</sup>, -NR<sup>1</sup>COR<sup>2</sup>, -NR<sup>1</sup>CO<sub>2</sub>R<sup>2</sup>, -NR<sup>1</sup>SO<sub>2</sub>R<sup>4</sup>, -NR<sup>1</sup>CONR<sup>2</sup>R<sup>3</sup>, -SR<sup>4</sup>, -SOR<sup>4</sup>, -SO<sub>2</sub>R<sup>4</sup>, -SO<sub>2</sub>NR<sup>1</sup>R<sup>2</sup>, -COR<sup>1</sup>, -CO<sub>2</sub>R<sup>1</sup>, -CONR<sup>1</sup>R<sup>2</sup>, -C(=NR<sup>1</sup>)R<sup>2</sup>, or -C(=NOR<sup>1</sup>)R<sup>2</sup> substituents, wherein optionally two substituents are combined to form a cycloalkyl or heterocycloalkyl ring fused to X; wherein the -C<sub>1-6</sub>alkyl substituent, cycloalkyl ring, or heterocycloalkyl ring each optionally is further substituted with 1-5 independent halogen, -CN, -C<sub>1-6</sub>alkyl, -O(C<sub>0-6</sub>alkyl), -O(C<sub>3-7</sub>cycloalkyl), -O(aryl), -O(heteroaryl), -N(C<sub>0-6</sub>alkyl)(C<sub>0-6</sub>alkyl), -N(C<sub>0-6</sub>alkyl)(C<sub>3-7</sub>cycloalkyl), or -N(C<sub>0-6</sub>alkyl)(aryl) groups.

R<sup>5</sup>, R<sup>6</sup>, and R<sup>7</sup> each independently is -C<sub>0-6</sub>alkyl, -C<sub>3-7</sub>cycloalkyl, heteroaryl or aryl; any of which is optionally substituted with 1-5 independent halogen, -CN, -C<sub>1-6</sub>alkyl, -O(C<sub>0-6</sub>alkyl), -O(C<sub>3-7</sub>cycloalkyl), -O(aryl), -O(heteroaryl), -N(C<sub>0-6</sub>alkyl)(C<sub>0-6</sub>alkyl), -N(C<sub>0-6</sub>alkyl)(C<sub>3-7</sub>cycloalkyl), -N(C<sub>0-6</sub>alkyl)(aryl) substituents;

R<sup>8</sup> is -C<sub>1-6</sub>alkyl, -C<sub>3-7</sub>cycloalkyl, heteroaryl or aryl; optionally substituted with 1-5 independent halogen, -CN, -C<sub>1-6</sub>alkyl, -O(C<sub>0-6</sub>alkyl), -O(C<sub>3-7</sub>cycloalkyl), -O(aryl), -O(heteroaryl), -N(C<sub>0-6</sub>alkyl)(C<sub>0-6</sub>alkyl), -N(C<sub>0-6</sub>alkyl)(C<sub>3-7</sub>cycloalkyl), -N(C<sub>0-6</sub>alkyl)(aryl) substituents;

B is -C<sub>0-4</sub>alkyl, -C<sub>0-2</sub>alkyl-SO-C<sub>0-2</sub>alkyl-, -C<sub>0-2</sub>alkyl-SO<sub>2</sub>-C<sub>0-2</sub>alkyl-, -C<sub>0-2</sub>alkyl-CO-C<sub>0-2</sub>alkyl-, -C<sub>0-2</sub>alkyl-NR<sup>10</sup>CO-C<sub>0-2</sub>alkyl-, -C<sub>0-2</sub>alkyl-NR<sup>10</sup>SO<sub>2</sub>-C<sub>0-2</sub>alkyl- or -heteroC<sub>0-4</sub>alkyl;

R<sup>9</sup> and R<sup>10</sup> each independently is -C<sub>0-6</sub>alkyl, -C<sub>3-7</sub>cycloalkyl, heteroaryl or aryl; any of which is optionally substituted with 1-5 independent halogen, -CN, -C<sub>1-6</sub>alkyl, -O(C<sub>0-6</sub>alkyl), -O(C<sub>3-7</sub>cycloalkyl), -O(aryl), -O(heteroaryl), -N(C<sub>0-6</sub>alkyl)(C<sub>0-6</sub>alkyl), -N(C<sub>0-6</sub>alkyl)(C<sub>3-7</sub>cycloalkyl), -N(C<sub>0-6</sub>alkyl)(aryl) substituents; one of A<sup>1</sup> and A<sup>2</sup> is N, the other is CR<sup>12</sup>;

R<sup>11</sup> and R<sup>12</sup> is each independently halogen, -C<sub>0-6</sub>alkyl, -C<sub>0-6</sub>alkoxyl, or -N(C<sub>0-4</sub>alkyl)(C<sub>0-4</sub>alkyl), wherein optionally R<sup>11</sup> and R<sup>12</sup> are combined to form a cycloalkyl, heterocycloalkyl, aryl or heteroaryl ring fused to the pyrazole moiety; wherein the -C<sub>1-6</sub>alkyl substituent, cycloalkyl ring, or heterocycloalkyl ring each optionally is further substituted with 1-5 independent halogen, -CN, -C<sub>1-6</sub>alkyl, -O(C<sub>0-6</sub>alkyl), -O(C<sub>3-7</sub>cycloalkyl), -O(aryl), -O(heteroaryl), -N(C<sub>0-6</sub>alkyl)(C<sub>0-6</sub>alkyl), -N(C<sub>0-6</sub>alkyl)(C<sub>3-7</sub>cycloalkyl), or -N(C<sub>0-6</sub>alkyl)(aryl) groups; and wherein optionally R<sup>11</sup> and R<sup>12</sup> each independently forms =O, =N(C<sub>0-4</sub>alkyl) using a bond from the adjoining double bond;

any N may be an N-oxide; and

wherein any of the alkyl optionally is substituted with 1-9 independent halogens.

30

In an embodiment of the eleventh aspect of the invention, the compound of this invention is represented by Formula (I) or a pharmaceutically acceptable salt thereof, wherein

X is phenyl optionally substituted with 1-5 independent halogen, -CN, NO<sub>2</sub>, -C<sub>1-6</sub>alkyl, -C<sub>1-6</sub>alkenyl, -C<sub>1-6</sub>alkynyl, -OR<sup>1</sup>, -NR<sup>1</sup>R<sup>2</sup>, -C(=NR<sup>1</sup>)NR<sup>2</sup>R<sup>3</sup>, -N(=NR<sup>1</sup>)NR<sup>2</sup>R<sup>3</sup>, -NR<sup>1</sup>COR<sup>2</sup>, -NR<sup>1</sup>CO<sub>2</sub>R<sup>2</sup>, -NR<sup>1</sup>SO<sub>2</sub>R<sup>4</sup>, -NR<sup>1</sup>CONR<sup>2</sup>R<sup>3</sup>, -SR<sup>4</sup>, -SOR<sup>4</sup>, -SO<sub>2</sub>R<sup>4</sup>, -SO<sub>2</sub>NR<sup>1</sup>R<sup>2</sup>, -COR<sup>1</sup>, -CO<sub>2</sub>R<sup>1</sup>, -CONR<sup>1</sup>R<sup>2</sup>, -C(=NR<sup>1</sup>)R<sup>2</sup>, or -C(=NOR<sup>1</sup>)R<sup>2</sup> substituents, wherein optionally two substituents are combined to form a cycloalkyl or heterocycloalkyl ring fused to X; wherein the -C<sub>1-6</sub>alkyl substituent, cycloalkyl ring, or heterocycloalkyl ring each optionally is further substituted with 1-5 independent halogen, -CN, -C<sub>1-6</sub>alkyl, -O(C<sub>0-6</sub>alkyl), -O(C<sub>3-7</sub>cycloalkyl), -O(aryl), -O(heteroaryl), -N(C<sub>0-6</sub>alkyl)(C<sub>0-6</sub>alkyl), -N(C<sub>0-6</sub>alkyl)(C<sub>3-7</sub>cycloalkyl), or -N(C<sub>0-6</sub>alkyl)(aryl) groups

R<sup>1</sup>, R<sup>2</sup>, and R<sup>3</sup> each independently is -C<sub>0-6</sub>alkyl, -C<sub>3-7</sub>cycloalkyl, heteroaryl or aryl; any of which is optionally substituted with 1-5 independent halogen, -CN, -C<sub>1-6</sub>alkyl, -O(C<sub>0-6</sub>alkyl), -O(C<sub>3-7</sub>cycloalkyl), -O(aryl), -O(heteroaryl), -N(C<sub>0-6</sub>alkyl)(C<sub>0-6</sub>alkyl), -N(C<sub>0-6</sub>alkyl)(C<sub>3-7</sub>cycloalkyl), -N(C<sub>0-6</sub>alkyl)(aryl) substituents;

R<sup>4</sup> is -C<sub>1-6</sub>alkyl, -C<sub>3-7</sub>cycloalkyl, heteroaryl or aryl; optionally substituted with 1-5 independent halogen, -CN, -C<sub>1-6</sub>alkyl, -O(C<sub>0-6</sub>alkyl), -O(C<sub>3-7</sub>cycloalkyl), -O(aryl), -O(heteroaryl), -N(C<sub>0-6</sub>alkyl)(C<sub>0-6</sub>alkyl), -N(C<sub>0-6</sub>alkyl)(C<sub>3-7</sub>cycloalkyl), -N(C<sub>0-6</sub>alkyl)(aryl) substituents;

A is -C<sub>0-4</sub>alkyl, -C<sub>0-2</sub>alkyl-SO-C<sub>0-2</sub>alkyl-, -C<sub>0-2</sub>alkyl-SO<sub>2</sub>-C<sub>0-2</sub>alkyl-, -C<sub>0-2</sub>alkyl-CO-C<sub>0-2</sub>alkyl-, -C<sub>0-2</sub>alkyl-NR<sup>9</sup>CO-C<sub>0-2</sub>alkyl-, -C<sub>0-2</sub>alkyl-NR<sup>9</sup>SO<sub>2</sub>-C<sub>0-2</sub>alkyl- or -heteroC<sub>0-4</sub>alkyl;

Y is quinoxalinyloxy optionally substituted with 1-5 independent halogen, -CN, NO<sub>2</sub>, -C<sub>1-6</sub>alkyl, -C<sub>1-6</sub>alkenyl, -C<sub>1-6</sub>alkynyl, -OR<sup>1</sup>, -NR<sup>1</sup>R<sup>2</sup>, -C(=NR<sup>1</sup>)NR<sup>2</sup>R<sup>3</sup>, -N(=NR<sup>1</sup>)NR<sup>2</sup>R<sup>3</sup>, -NR<sup>1</sup>COR<sup>2</sup>, -NR<sup>1</sup>CO<sub>2</sub>R<sup>2</sup>, -NR<sup>1</sup>SO<sub>2</sub>R<sup>4</sup>, -NR<sup>1</sup>CONR<sup>2</sup>R<sup>3</sup>, -SR<sup>4</sup>, -SOR<sup>4</sup>, -SO<sub>2</sub>R<sup>4</sup>, -SO<sub>2</sub>NR<sup>1</sup>R<sup>2</sup>, -COR<sup>1</sup>, -CO<sub>2</sub>R<sup>1</sup>, -CONR<sup>1</sup>R<sup>2</sup>, -C(=NR<sup>1</sup>)R<sup>2</sup>, or -C(=NOR<sup>1</sup>)R<sup>2</sup> substituents, wherein optionally two substituents are combined to form a cycloalkyl or heterocycloalkyl ring fused to X; wherein the -C<sub>1-6</sub>alkyl substituent, cycloalkyl ring, or heterocycloalkyl ring each optionally is further substituted with 1-5 independent halogen, -CN, -C<sub>1-6</sub>alkyl, -O(C<sub>0-6</sub>alkyl), -O(C<sub>3-7</sub>cycloalkyl), -O(aryl), -O(heteroaryl), -N(C<sub>0-6</sub>alkyl)(C<sub>0-6</sub>alkyl), -N(C<sub>0-6</sub>alkyl)(C<sub>3-7</sub>cycloalkyl), or -N(C<sub>0-6</sub>alkyl)(aryl) groups.

R<sup>5</sup>, R<sup>6</sup>, and R<sup>7</sup> each independently is -C<sub>0-6</sub>alkyl, -C<sub>3-7</sub>cycloalkyl, heteroaryl or aryl; any of which is optionally substituted with 1-5 independent halogen, -CN, -C<sub>1-6</sub>alkyl, -O(C<sub>0-6</sub>alkyl), -O(C<sub>3-7</sub>cycloalkyl), -O(aryl), -

O(heteroaryl), -N(C<sub>0-6</sub>alkyl)(C<sub>0-6</sub>alkyl), -N(C<sub>0-6</sub>alkyl)(C<sub>3-7</sub>cycloalkyl), -N(C<sub>0-6</sub>alkyl)(aryl) substituents;

R<sup>8</sup> is -C<sub>1-6</sub>alkyl, -C<sub>3-7</sub>cycloalkyl, heteroaryl or aryl; optionally substituted with 1-5 independent halogen, -CN, -C<sub>1-6</sub>alkyl, -O(C<sub>0-6</sub>alkyl), -O(C<sub>3-7</sub>cycloalkyl), -O(aryl), -O(heteroaryl), -N(C<sub>0-6</sub>alkyl)(C<sub>0-6</sub>alkyl), -N(C<sub>0-6</sub>alkyl)(C<sub>3-7</sub>cycloalkyl), -N(C<sub>0-6</sub>alkyl)(aryl) substituents;

B is -C<sub>0-4</sub>alkyl, -C<sub>0-2</sub>alkyl-SO-C<sub>0-2</sub>alkyl-, -C<sub>0-2</sub>alkyl-SO<sub>2</sub>-C<sub>0-2</sub>alkyl-, -C<sub>0-2</sub>alkyl-CO-C<sub>0-2</sub>alkyl-, -C<sub>0-2</sub>alkyl-NR<sup>10</sup>CO-C<sub>0-2</sub>alkyl-, -C<sub>0-2</sub>alkyl-NR<sup>10</sup>SO<sub>2</sub>-C<sub>0-2</sub>alkyl- or -heteroC<sub>0-4</sub>alkyl;

R<sup>9</sup> and R<sup>10</sup> each independently is -C<sub>0-6</sub>alkyl, -C<sub>3-7</sub>cycloalkyl, heteroaryl or aryl; any of which is optionally substituted with 1-5 independent halogen, -CN, -C<sub>1-6</sub>alkyl, -O(C<sub>0-6</sub>alkyl), -O(C<sub>3-7</sub>cycloalkyl), -O(aryl), -O(heteroaryl), -N(C<sub>0-6</sub>alkyl)(C<sub>0-6</sub>alkyl), -N(C<sub>0-6</sub>alkyl)(C<sub>3-7</sub>cycloalkyl), -N(C<sub>0-6</sub>alkyl)(aryl) substituents; one of A<sup>1</sup> and A<sup>2</sup> is N, the other is CR<sup>12</sup>;

R<sup>11</sup> and R<sup>12</sup> is each independently halogen, -C<sub>0-6</sub>alkyl, -C<sub>0-6</sub>alkoxyl, or -N(C<sub>0-4</sub>alkyl)(C<sub>0-4</sub>alkyl), wherein optionally R<sup>11</sup> and R<sup>12</sup> are combined to form a cycloalkyl, heterocycloalkyl, aryl or heteroaryl ring fused to the pyrazole moiety; wherein the -C<sub>1-6</sub>alkyl substituent, cycloalkyl ring, or heterocycloalkyl ring each optionally is further substituted with 1-5 independent halogen, -CN, -C<sub>1-6</sub>alkyl, -O(C<sub>0-6</sub>alkyl), -O(C<sub>3-7</sub>cycloalkyl), -O(aryl), -O(heteroaryl), -N(C<sub>0-6</sub>alkyl)(C<sub>0-6</sub>alkyl), -N(C<sub>0-6</sub>alkyl)(C<sub>3-7</sub>cycloalkyl), or -N(C<sub>0-6</sub>alkyl)(aryl) groups; and wherein optionally R<sup>11</sup> and R<sup>12</sup> each independently forms =O, =N(C<sub>0-4</sub>alkyl) using a bond from the adjoining double bond;

any N may be an N-oxide; and

wherein any of the alkyl optionally is substituted with 1-9 independent halogens.

In an twelfth aspect, the compound of this invention is represented by Formula (I) or a pharmaceutically acceptable salt thereof, wherein

X is aryl or heteroaryl optionally substituted with 1-7 independent halogen, -CN, NO<sub>2</sub>, -C<sub>1-6</sub>alkyl, -C<sub>1-6</sub>alkenyl, -C<sub>1-6</sub>alkynyl, -OR<sup>1</sup>, -NR<sup>1</sup>R<sup>2</sup>, -C(=NR<sup>1</sup>)NR<sup>2</sup>R<sup>3</sup>, -N(=NR<sup>1</sup>)NR<sup>2</sup>R<sup>3</sup>, -NR<sup>1</sup>COR<sup>2</sup>, -NR<sup>1</sup>CO<sub>2</sub>R<sup>2</sup>, -NR<sup>1</sup>SO<sub>2</sub>R<sup>4</sup>, -NR<sup>1</sup>CONR<sup>2</sup>R<sup>3</sup>, -SR<sup>4</sup>, -SOR<sup>4</sup>, -SO<sub>2</sub>R<sup>4</sup>, -SO<sub>2</sub>NR<sup>1</sup>R<sup>2</sup>, -COR<sup>1</sup>, -CO<sub>2</sub>R<sup>1</sup>, -CONR<sup>1</sup>R<sup>2</sup>,

-C(=NR<sup>1</sup>)R<sup>2</sup>, or -C(=NOR<sup>1</sup>)R<sup>2</sup> substituents, wherein optionally two substituents are combined to form a cycloalkyl or heterocycloalkyl ring fused to X; wherein the -C<sub>1-6</sub>alkyl substituent, cycloalkyl ring, or heterocycloalkyl ring each optionally is further substituted with 1-5 independent halogen, -CN, -C<sub>1-6</sub>alkyl, -O(C<sub>0-6</sub>alkyl), -O(C<sub>3-7</sub>cycloalkyl), -O(aryl), -O(heteroaryl), -N(C<sub>0-6</sub>alkyl)(C<sub>0-6</sub>alkyl), -N(C<sub>0-6</sub>alkyl)(C<sub>3-7</sub>cycloalkyl), or -N(C<sub>0-6</sub>alkyl)(aryl) groups

R<sup>1</sup>, R<sup>2</sup>, and R<sup>3</sup> each independently is -C<sub>0-6</sub>alkyl, -C<sub>3-7</sub>cycloalkyl, heteroaryl or aryl; any of which is optionally substituted with 1-5 independent halogen, -CN, -C<sub>1-6</sub>alkyl, -O(C<sub>0-6</sub>alkyl), -O(C<sub>3-7</sub>cycloalkyl), -O(aryl), -O(heteroaryl), -N(C<sub>0-6</sub>alkyl)(C<sub>0-6</sub>alkyl), -N(C<sub>0-6</sub>alkyl)(C<sub>3-7</sub>cycloalkyl), -N(C<sub>0-6</sub>alkyl)(aryl) substituents;

R<sup>4</sup> is -C<sub>1-6</sub>alkyl, -C<sub>3-7</sub>cycloalkyl, heteroaryl or aryl; optionally substituted with 1-5 independent halogen, -CN, -C<sub>1-6</sub>alkyl, -O(C<sub>0-6</sub>alkyl), -O(C<sub>3-7</sub>cycloalkyl), -O(aryl), -O(heteroaryl), -N(C<sub>0-6</sub>alkyl)(C<sub>0-6</sub>alkyl), -N(C<sub>0-6</sub>alkyl)(C<sub>3-7</sub>cycloalkyl), -N(C<sub>0-6</sub>alkyl)(aryl) substituents;

A is -C<sub>0-4</sub>alkyl, -C<sub>0-2</sub>alkyl-SO-C<sub>0-2</sub>alkyl-, -C<sub>0-2</sub>alkyl-SO<sub>2</sub>-C<sub>0-2</sub>alkyl-, -C<sub>0-2</sub>alkyl-CO-C<sub>0-2</sub>alkyl-, -C<sub>0-2</sub>alkyl-NR<sup>9</sup>CO-C<sub>0-2</sub>alkyl-, -C<sub>0-2</sub>alkyl-NR<sup>9</sup>SO<sub>2</sub>-C<sub>0-2</sub>alkyl- or -heteroC<sub>0-4</sub>alkyl;

Y is pyrimidinyl optionally substituted with 1-3 independent halogen, -CN, NO<sub>2</sub>, -C<sub>1-6</sub>alkyl, -C<sub>1-6</sub>alkenyl, -C<sub>1-6</sub>alkynyl, -OR<sup>1</sup>, -NR<sup>1</sup>R<sup>2</sup>, -C(=NR<sup>1</sup>)NR<sup>2</sup>R<sup>3</sup>, -N(=NR<sup>1</sup>)NR<sup>2</sup>R<sup>3</sup>, -NR<sup>1</sup>COR<sup>2</sup>, -NR<sup>1</sup>CO<sub>2</sub>R<sup>2</sup>, -NR<sup>1</sup>SO<sub>2</sub>R<sup>4</sup>, -NR<sup>1</sup>CONR<sup>2</sup>R<sup>3</sup>, -SR<sup>4</sup>, -SOR<sup>4</sup>, -SO<sub>2</sub>R<sup>4</sup>, -SO<sub>2</sub>NR<sup>1</sup>R<sup>2</sup>, -COR<sup>1</sup>, -CO<sub>2</sub>R<sup>1</sup>, -CONR<sup>1</sup>R<sup>2</sup>, -C(=NR<sup>1</sup>)R<sup>2</sup>, or -C(=NOR<sup>1</sup>)R<sup>2</sup> substituents, wherein optionally two substituents are combined to form a cycloalkyl or heterocycloalkyl ring fused to X; wherein the -C<sub>1-6</sub>alkyl substituent, cycloalkyl ring, or heterocycloalkyl ring each optionally is further substituted with 1-5 independent halogen, -CN, -C<sub>1-6</sub>alkyl, -O(C<sub>0-6</sub>alkyl), -O(C<sub>3-7</sub>cycloalkyl), -O(aryl), -O(heteroaryl), -N(C<sub>0-6</sub>alkyl)(C<sub>0-6</sub>alkyl), -N(C<sub>0-6</sub>alkyl)(C<sub>3-7</sub>cycloalkyl), or -N(C<sub>0-6</sub>alkyl)(aryl) groups.

R<sup>5</sup>, R<sup>6</sup>, and R<sup>7</sup> each independently is -C<sub>0-6</sub>alkyl, -C<sub>3-7</sub>cycloalkyl, heteroaryl or aryl; any of which is optionally substituted with 1-5 independent halogen, -CN, -C<sub>1-6</sub>alkyl, -O(C<sub>0-6</sub>alkyl), -O(C<sub>3-7</sub>cycloalkyl), -O(aryl), -O(heteroaryl), -N(C<sub>0-6</sub>alkyl)(C<sub>0-6</sub>alkyl), -N(C<sub>0-6</sub>alkyl)(C<sub>3-7</sub>cycloalkyl), -N(C<sub>0-6</sub>alkyl)(aryl) substituents;

R<sup>8</sup> is -C<sub>1-6</sub>alkyl, -C<sub>3-7</sub>cycloalkyl, heteroaryl or aryl; optionally substituted with 1-5 independent halogen, -CN, -C<sub>1-6</sub>alkyl, -O(C<sub>0-6</sub>alkyl), -O(C<sub>3-7</sub>cycloalkyl), -O(aryl), -O(heteroaryl), -N(C<sub>0-6</sub>alkyl)(C<sub>0-6</sub>alkyl), -N(C<sub>0-6</sub>alkyl)(C<sub>3-7</sub>cycloalkyl), -N(C<sub>0-6</sub>alkyl)(aryl) substituents;

5 B is -C<sub>0-4</sub>alkyl, -C<sub>0-2</sub>alkyl-SO-C<sub>0-2</sub>alkyl-, -C<sub>0-2</sub>alkyl-SO<sub>2</sub>-C<sub>0-2</sub>alkyl-, -C<sub>0-2</sub>alkyl-CO-C<sub>0-2</sub>alkyl-, -C<sub>0-2</sub>alkyl-NR<sup>10</sup>CO-C<sub>0-2</sub>alkyl-, -C<sub>0-2</sub>alkyl-NR<sup>10</sup>SO<sub>2</sub>-C<sub>0-2</sub>alkyl- or -heteroC<sub>0-4</sub>alkyl;

R<sup>9</sup> and R<sup>10</sup> each independently is -C<sub>0-6</sub>alkyl, -C<sub>3-7</sub>cycloalkyl, heteroaryl or aryl; any of which is optionally substituted with 1-5 independent  
10 halogen, -CN, -C<sub>1-6</sub>alkyl, -O(C<sub>0-6</sub>alkyl), -O(C<sub>3-7</sub>cycloalkyl), -O(aryl), -O(heteroaryl), -N(C<sub>0-6</sub>alkyl)(C<sub>0-6</sub>alkyl), -N(C<sub>0-6</sub>alkyl)(C<sub>3-7</sub>cycloalkyl), -N(C<sub>0-6</sub>alkyl)(aryl) substituents; one of A<sup>1</sup> and A<sup>2</sup> is N, the other is CR<sup>12</sup>;

R<sup>11</sup> and R<sup>12</sup> is each independently halogen, -C<sub>0-6</sub>alkyl, -C<sub>0-6</sub>alkoxyl, or -N(C<sub>0-4</sub>alkyl)(C<sub>0-4</sub>alkyl), wherein optionally R<sup>11</sup> and R<sup>12</sup> are combined to form a  
15 cycloalkyl, heterocycloalkyl, aryl or heteroaryl ring fused to the pyrazole moiety; wherein the -C<sub>1-6</sub>alkyl substituent, cycloalkyl ring, or heterocycloalkyl ring each optionally is further substituted with 1-5 independent halogen, -CN, -C<sub>1-6</sub>alkyl, -O(C<sub>0-6</sub>alkyl), -O(C<sub>3-7</sub>cycloalkyl), -O(aryl), -O(heteroaryl), -N(C<sub>0-6</sub>alkyl)(C<sub>0-6</sub>alkyl), -N(C<sub>0-6</sub>alkyl)(C<sub>3-7</sub>cycloalkyl), or -N(C<sub>0-6</sub>alkyl)(aryl) groups; and wherein  
20 optionally R<sup>11</sup> and R<sup>12</sup> each independently forms =O, =N(C<sub>0-4</sub>alkyl) using a bond from the adjoining double bond;

any N may be an N-oxide; and

wherein any of the alkyl optionally is substituted with 1-9 independent halogens.

25

In an embodiment of the twelfth aspect of the invention, the compound of this invention is represented by Formula (I) or a pharmaceutically acceptable salt thereof, wherein

X is phenyl optionally substituted with 1-5 independent halogen, -CN, NO<sub>2</sub>, -C<sub>1-6</sub>alkyl, -C<sub>1-6</sub>alkenyl, -C<sub>1-6</sub>alkynyl, -OR<sup>1</sup>, -NR<sup>1</sup>R<sup>2</sup>, -C(=NR<sup>1</sup>)NR<sup>2</sup>R<sup>3</sup>, -N(=NR<sup>1</sup>)NR<sup>2</sup>R<sup>3</sup>, -NR<sup>1</sup>COR<sup>2</sup>, -NR<sup>1</sup>CO<sub>2</sub>R<sup>2</sup>, -NR<sup>1</sup>SO<sub>2</sub>R<sup>4</sup>, -NR<sup>1</sup>CONR<sup>2</sup>R<sup>3</sup>, -SR<sup>4</sup>, -SOR<sup>4</sup>, -SO<sub>2</sub>R<sup>4</sup>, -SO<sub>2</sub>NR<sup>1</sup>R<sup>2</sup>, -COR<sup>1</sup>, -CO<sub>2</sub>R<sup>1</sup>, -CONR<sup>1</sup>R<sup>2</sup>, -C(=NR<sup>1</sup>)R<sup>2</sup>, or -C(=NOR<sup>1</sup>)R<sup>2</sup> substituents, wherein optionally two substituents are combined to form a cycloalkyl or heterocycloalkyl ring fused to X; wherein the -C<sub>1-6</sub>alkyl substituent,

cycloalkyl ring, or heterocycloalkyl ring each optionally is further substituted with 1-5 independent halogen, -CN, -C<sub>1-6</sub>alkyl, -O(C<sub>0-6</sub>alkyl), -O(C<sub>3-7</sub>cycloalkyl), -O(aryl), -O(heteroaryl), -N(C<sub>0-6</sub>alkyl)(C<sub>0-6</sub>alkyl), -N(C<sub>0-6</sub>alkyl)(C<sub>3-7</sub>cycloalkyl), or -N(C<sub>0-6</sub>alkyl)(aryl) groups

5 R<sup>1</sup>, R<sup>2</sup>, and R<sup>3</sup> each independently is -C<sub>0-6</sub>alkyl, -C<sub>3-7</sub>cycloalkyl, heteroaryl or aryl; any of which is optionally substituted with 1-5 independent halogen, -CN, -C<sub>1-6</sub>alkyl, -O(C<sub>0-6</sub>alkyl), -O(C<sub>3-7</sub>cycloalkyl), -O(aryl), -O(heteroaryl), -N(C<sub>0-6</sub>alkyl)(C<sub>0-6</sub>alkyl), -N(C<sub>0-6</sub>alkyl)(C<sub>3-7</sub>cycloalkyl), -N(C<sub>0-6</sub>alkyl)(aryl) substituents;

10 R<sup>4</sup> is -C<sub>1-6</sub>alkyl, -C<sub>3-7</sub>cycloalkyl, heteroaryl or aryl; optionally substituted with 1-5 independent halogen, -CN, -C<sub>1-6</sub>alkyl, -O(C<sub>0-6</sub>alkyl), -O(C<sub>3-7</sub>cycloalkyl), -O(aryl), -O(heteroaryl), -N(C<sub>0-6</sub>alkyl)(C<sub>0-6</sub>alkyl), -N(C<sub>0-6</sub>alkyl)(C<sub>3-7</sub>cycloalkyl), -N(C<sub>0-6</sub>alkyl)(aryl) substituents;

15 A is -C<sub>0-4</sub>alkyl, -C<sub>0-2</sub>alkyl-SO-C<sub>0-2</sub>alkyl-, -C<sub>0-2</sub>alkyl-SO<sub>2</sub>-C<sub>0-2</sub>alkyl-, -C<sub>0-2</sub>alkyl-CO-C<sub>0-2</sub>alkyl-, -C<sub>0-2</sub>alkyl-NR<sup>9</sup>CO-C<sub>0-2</sub>alkyl-, -C<sub>0-2</sub>alkyl-NR<sup>9</sup>SO<sub>2</sub>-C<sub>0-2</sub>alkyl- or -heteroC<sub>0-4</sub>alkyl;

20 Y is pyrimidinyl optionally substituted with 1-3 independent halogen, -CN, NO<sub>2</sub>, -C<sub>1-6</sub>alkyl, -C<sub>1-6</sub>alkenyl, -C<sub>1-6</sub>alkynyl, -OR<sup>1</sup>, -NR<sup>1</sup>R<sup>2</sup>, -C(=NR<sup>1</sup>)NR<sup>2</sup>R<sup>3</sup>, -N(=NR<sup>1</sup>)NR<sup>2</sup>R<sup>3</sup>, -NR<sup>1</sup>COR<sup>2</sup>, -NR<sup>1</sup>CO<sub>2</sub>R<sup>2</sup>, -NR<sup>1</sup>SO<sub>2</sub>R<sup>4</sup>, -NR<sup>1</sup>CONR<sup>2</sup>R<sup>3</sup>, -SR<sup>4</sup>, -SOR<sup>4</sup>, -SO<sub>2</sub>R<sup>4</sup>, -SO<sub>2</sub>NR<sup>1</sup>R<sup>2</sup>, -COR<sup>1</sup>, -CO<sub>2</sub>R<sup>1</sup>, -CONR<sup>1</sup>R<sup>2</sup>, -C(=NR<sup>1</sup>)R<sup>2</sup>, or -C(=NOR<sup>1</sup>)R<sup>2</sup> substituents, wherein optionally two substituents are combined to form a cycloalkyl or heterocycloalkyl ring fused to X; wherein the -C<sub>1-6</sub>alkyl substituent, cycloalkyl ring, or heterocycloalkyl ring each optionally is further substituted with 1-5 independent halogen, -CN, -C<sub>1-6</sub>alkyl, -O(C<sub>0-6</sub>alkyl), -O(C<sub>3-7</sub>cycloalkyl), -O(aryl), -O(heteroaryl), -N(C<sub>0-6</sub>alkyl)(C<sub>0-6</sub>alkyl), -N(C<sub>0-6</sub>alkyl)(C<sub>3-7</sub>cycloalkyl), or -N(C<sub>0-6</sub>alkyl)(aryl) groups.

30 R<sup>5</sup>, R<sup>6</sup>, and R<sup>7</sup> each independently is -C<sub>0-6</sub>alkyl, -C<sub>3-7</sub>cycloalkyl, heteroaryl or aryl; any of which is optionally substituted with 1-5 independent halogen, -CN, -C<sub>1-6</sub>alkyl, -O(C<sub>0-6</sub>alkyl), -O(C<sub>3-7</sub>cycloalkyl), -O(aryl), -O(heteroaryl), -N(C<sub>0-6</sub>alkyl)(C<sub>0-6</sub>alkyl), -N(C<sub>0-6</sub>alkyl)(C<sub>3-7</sub>cycloalkyl), -N(C<sub>0-6</sub>alkyl)(aryl) substituents;

35 R<sup>8</sup> is -C<sub>1-6</sub>alkyl, -C<sub>3-7</sub>cycloalkyl, heteroaryl or aryl; optionally substituted with 1-5 independent halogen, -CN, -C<sub>1-6</sub>alkyl, -O(C<sub>0-6</sub>alkyl), -O(C<sub>3-7</sub>cycloalkyl), -O(aryl), -O(heteroaryl), -N(C<sub>0-6</sub>alkyl)(C<sub>0-6</sub>alkyl), -N(C<sub>0-6</sub>alkyl)(C<sub>3-7</sub>cycloalkyl), -N(C<sub>0-6</sub>alkyl)(aryl) substituents;



B is  $-C_{0-4}alkyl$ ,  $-C_{0-2}alkyl-SO-C_{0-2}alkyl-$ ,  $-C_{0-2}alkyl-SO_2-C_{0-2}alkyl-$ ,  $-C_{0-2}alkyl-CO-C_{0-2}alkyl-$ ,  $-C_{0-2}alkyl-NR^{10}CO-C_{0-2}alkyl-$ ,  $-C_{0-2}alkyl-NR^{10}SO_2-C_{0-2}alkyl-$  or  $-heteroC_{0-4}alkyl$ ;

$R^9$  and  $R^{10}$  each independently is  $-C_{0-6}alkyl$ ,  $-C_{3-7}cycloalkyl$ ,  
 5 heteroaryl or aryl; any of which is optionally substituted with 1-5 independent halogen,  $-CN$ ,  $-C_{1-6}alkyl$ ,  $-O(C_{0-6}alkyl)$ ,  $-O(C_{3-7}cycloalkyl)$ ,  $-O(aryl)$ ,  $-O(heteroaryl)$ ,  $-N(C_{0-6}alkyl)(C_{0-6}alkyl)$ ,  $-N(C_{0-6}alkyl)(C_{3-7}cycloalkyl)$ ,  $-N(C_{0-6}alkyl)(aryl)$  substituents; one of  $A^1$  and  $A^2$  is N, the other is  $CR^{12}$ ;

$R^{11}$  and  $R^{12}$  is each independently halogen,  $-C_{0-6}alkyl$ ,  $-C_{0-6}alkoxyl$ ,  
 10 or  $-N(C_{0-4}alkyl)(C_{0-4}alkyl)$ , wherein optionally  $R^{11}$  and  $R^{12}$  are combined to form a cycloalkyl, heterocycloalkyl, aryl or heteroaryl ring fused to the pyrazole moiety; wherein the  $-C_{1-6}alkyl$  substituent, cycloalkyl ring, or heterocycloalkyl ring each optionally is further substituted with 1-5 independent halogen,  $-CN$ ,  $-C_{1-6}alkyl$ ,  $-O(C_{0-6}alkyl)$ ,  $-O(C_{3-7}cycloalkyl)$ ,  $-O(aryl)$ ,  $-O(heteroaryl)$ ,  $-N(C_{0-6}alkyl)(C_{0-6}alkyl)$ ,  $-N(C_{0-6}alkyl)(C_{3-7}cycloalkyl)$ , or  $-N(C_{0-6}alkyl)(aryl)$  groups; and wherein  
 15 optionally  $R^{11}$  and  $R^{12}$  each independently forms  $=O$ ,  $=N(C_{0-4}alkyl)$  using a bond from the adjoining double bond;

any N may be an N-oxide; and

wherein any of the alkyl optionally is substituted with 1-9 independent  
 20 halogens.

As used herein, "alkyl" as well as other groups having the prefix "alk" such as, for example, alkoxy, alkanoyl, alkenyl, alkynyl and the like, means carbon  
 25 chains which may be linear or branched or combinations thereof. Examples of alkyl groups include methyl, ethyl, propyl, isopropyl, butyl, sec- and tert-butyl, pentyl, hexyl, heptyl and the like. "Alkenyl", "alkynyl" and other like terms include carbon chains containing at least one unsaturated C-C bond.

The term "cycloalkyl" means carbocycles containing no heteroatoms,  
 30 and includes mono-, bi- and tricyclic saturated carbocycles, as well as fused ring systems. Such fused ring systems can include one ring that is partially or fully unsaturated such as a benzene ring to form fused ring systems such as benzofused carbocycles. Cycloalkyl includes such fused ring systems as spirofused ring systems. Examples of cycloalkyl include cyclopropyl, cyclobutyl, cyclopentyl, cyclohexyl,

decahydronaphthalene, adamantane, indanyl, indenyl, fluorenyl, 1,2,3,4-tetrahydronaphthalene and the like. Similarly, "cycloalkenyl" means carbocycles containing no heteroatoms and at least one non-aromatic C-C double bond, and include mono-, bi- and tricyclic partially saturated carbocycles, as well as benzofused  
5 cycloalkenes. Examples of cycloalkenyl include cyclohexenyl, indenyl, and the like.

The term "aryl" means an aromatic substituent which is a single ring or multiple rings fused together. When formed of multiple rings, at least one of the constituent rings is aromatic. The preferred aryl substituents are phenyl and naphthyl groups.

10 The term "cycloalkyloxy" unless specifically stated otherwise includes a cycloalkyl group connected by a short C<sub>1-2</sub>alkyl length to the oxy connecting atom.

The term "C<sub>0-6</sub>alkyl" includes alkyls containing 6, 5, 4, 3, 2, 1, or no carbon atoms. An alkyl with no carbon atoms is a hydrogen atom substituent when the alkyl is a terminal group and is a direct bond when the alkyl is a bridging group.

15 The term "hetero" unless specifically stated otherwise includes one or more O, S, or N atoms. For example, heterocycloalkyl and heteroaryl include ring systems that contain one or more O, S, or N atoms in the ring, including mixtures of such atoms. The hetero atoms replace ring carbon atoms. Thus, for example, a heterocycloC<sub>5</sub>alkyl is a five-member ring containing from 4 to no carbon atoms.

20 Examples of heteroaryls include pyridinyl, quinolinyl, isoquinolinyl, pyridazinyl, pyrimidinyl, pyrazinyl, quinoxalinyl, furyl, benzofuryl, dibenzofuryl, thienyl, benzthienyl, pyrrolyl, indolyl, pyrazolyl, indazolyl, oxazolyl, benzoxazolyl, isoxazolyl, thiazolyl, benzothiazolyl, isothiazolyl, imidazolyl, benzimidazolyl, oxadiazolyl, thiadiazolyl, triazolyl, and tetrazolyl. Examples of heterocycloalkyls  
25 include azetidiny, pyrrolidinyl, piperidinyl, piperazinyl, morpholinyl, tetrahydrofuranyl, imidazoliny, pyrrolidin-2-one, piperidin-2-one, and thiomorpholinyl.

The term "heteroC<sub>0-4</sub>alkyl" means a heteroalkyl containing 3, 2, 1, or no carbon atoms. However, at least one heteroatom must be present. Thus, as an  
30 example, a heteroC<sub>0-4</sub>alkyl having no carbon atoms but one N atom would be a -NH- if a bridging group and a -NH<sub>2</sub> if a terminal group. Analogous bridging or terminal groups are clear for an O or S heteroatom.

The term "amine" unless specifically stated otherwise includes primary, secondary and tertiary amines substituted with C<sub>0-6</sub>alkyl.

The term "carbonyl" unless specifically stated otherwise includes a C<sub>0-6</sub>alkyl substituent group when the carbonyl is terminal.

The term "halogen" includes fluorine, chlorine, bromine and iodine atoms.

5           The term "optionally substituted" is intended to include both substituted and unsubstituted. Thus, for example, optionally substituted aryl could represent a pentafluorophenyl or a phenyl ring. Further, optionally substituted multiple moieties such as, for example, alkylaryl are intended to mean that the aryl and the aryl groups are optionally substituted. If only one of the multiple moieties is  
10 optionally substituted then it will be specifically recited such as "an alkylaryl, the aryl optionally substituted with halogen or hydroxyl."

Compounds described herein contain one or more double bonds and may thus give rise to cis/trans isomers as well as other conformational isomers. The present invention includes all such possible isomers as well as mixtures of such  
15 isomers.

Compounds described herein can contain one or more asymmetric centers and may thus give rise to diastereomers and optical isomers. The present invention includes all such possible diastereomers as well as their racemic mixtures, their substantially pure resolved enantiomers, all possible geometric isomers, and  
20 pharmaceutically acceptable salts thereof. The above Formula I is shown without a definitive stereochemistry at certain positions. The present invention includes all stereoisomers of Formula I and pharmaceutically acceptable salts thereof. Further, mixtures of stereoisomers as well as isolated specific stereoisomers are also included. During the course of the synthetic procedures used to prepare such compounds, or in  
25 using racemization or epimerization procedures known to those skilled in the art, the products of such procedures can be a mixture of stereoisomers.

The term "pharmaceutically acceptable salts" refers to salts prepared from pharmaceutically acceptable non-toxic bases or acids. When the compound of the present invention is acidic, its corresponding salt can be conveniently prepared  
30 from pharmaceutically acceptable non-toxic bases, including inorganic bases and organic bases. Salts derived from such inorganic bases include aluminum, ammonium, calcium, copper (ic and ous), ferric, ferrous, lithium, magnesium, manganese (ic and ous), potassium, sodium, zinc and the like salts. Particularly preferred are the ammonium, calcium, magnesium, potassium and sodium salts. Salts

derived from pharmaceutically acceptable organic non-toxic bases include salts of primary, secondary, and tertiary amines, as well as cyclic amines and substituted amines such as naturally occurring and synthesized substituted amines. Other pharmaceutically acceptable organic non-toxic bases from which salts can be formed include ion exchange resins such as, for example, arginine, betaine, caffeine, choline, N,N'-dibenzylethylenediamine, diethylamine, 2-diethylaminoethanol, 2-dimethylaminoethanol, ethanolamine, ethylenediamine, N-ethylmorpholine, N-ethylpiperidine, glucamine, glucosamine, histidine, hydrabamine, isopropylamine, lysine, methylglucamine, morpholine, piperazine, piperidine, polyamine resins, procaine, purines, theobromine, triethylamine, trimethylamine, tripropylamine, tromethamine and the like.

When the compound of the present invention is basic, its corresponding salt can be conveniently prepared from pharmaceutically acceptable non-toxic acids, including inorganic and organic acids. Such acids include, for example, acetic, benzenesulfonic, benzoic, camphorsulfonic, citric, ethanesulfonic, fumaric, gluconic, glutamic, hydrobromic, hydrochloric, isethionic, lactic, maleic, malic, mandelic, methanesulfonic, mucic, nitric, pamoic, pantothenic, phosphoric, succinic, sulfuric, tartaric, p-toluenesulfonic acid and the like. Particularly preferred are citric, hydrobromic, hydrochloric, maleic, phosphoric, sulfuric, and tartaric acids.

The pharmaceutical compositions of the present invention comprise a compound represented by Formula I (or pharmaceutically acceptable salts thereof) as an active ingredient, a pharmaceutically acceptable carrier and optionally other therapeutic ingredients or adjuvants. Such additional therapeutic ingredients include, for example, i) opiate agonists or antagonists, ii) calcium channel antagonists, iii) 5HT receptor agonists or antagonists iv) sodium channel antagonists, v) NMDA receptor agonists or antagonists, vi) COX-2 selective inhibitors, vii) NK1 antagonists, viii) non-steroidal anti-inflammatory drugs ("NSAID"), ix) GABA-A receptor modulators, x) dopamine agonists or antagonists, xi) selective serotonin reuptake inhibitors ("SSRI") and/or selective serotonin and norepinephrine reuptake inhibitors ("SSNRI"), xii) tricyclic antidepressant drugs, xiv) norepinephrine modulators, xv) L-DOPA, xvi) buspirone, xvii) lithium, xviii) valproate, ixx) neurontin (gabapentin), xx) olanzapine, xxi) nicotinic agonists or antagonists including nicotine, xxii) muscarinic agonists or antagonists, xxiii) heroin substituting drugs such as methadone, levo-alpha-acetylmethadol, buprenorphine and naltrexone, and xxiv) disulfiram and acamprosate. The compositions include compositions suitable for oral, rectal, topical,

and parenteral (including subcutaneous, intramuscular, and intravenous) administration, although the most suitable route in any given case will depend on the particular host, and nature and severity of the conditions for which the active ingredient is being administered. The pharmaceutical compositions may be  
5 conveniently presented in unit dosage form and prepared by any of the methods well known in the art of pharmacy.

Creams, ointments, jellies, solutions, or suspensions containing the compound of Formula I can be employed for topical use. Mouth washes and gargles are included within the scope of topical use for the purposes of this invention.

10 Dosage levels from about 0.01mg/kg to about 140mg/kg of body weight per day are useful in the treatment of psychiatric and mood disorders such as, for example, schizophrenia, anxiety, depression, panic, bipolar disorder, and circadian rhythm and sleep disorders – such as shift-work induced sleep disorder or jet-lag, as well as being useful in the treatment of pain which are responsive to mGluR5  
15 inhibition, or alternatively about 0.5mg to about 7g per patient per day. For example, schizophrenia, anxiety, depression, panic, bipolar disorder, and circadian rhythm and sleep disorders – such as shift-work induced sleep disorder or jet-lag, may be effectively treated by the administration of from about 0.01mg to 75mg of the compound per kilogram of body weight per day, or alternatively about 0.5mg to about  
20 3.5g per patient per day. Pain may be effectively treated by the administration of from about 0.01mg to 125mg of the compound per kilogram of body weight per day, or alternatively about 0.5mg to about 5.5g per patient per day. Further, it is understood that the mGluR5 inhibiting compounds of this invention can be administered at prophylactically effective dosage levels to prevent the above-recited conditions.

25 The amount of active ingredient that may be combined with the carrier materials to produce a single dosage form will vary depending upon the host treated and the particular mode of administration. For example, a formulation intended for the oral administration to humans may conveniently contain from about 0.5mg to about 5g of active agent, compounded with an appropriate and convenient amount of  
30 carrier material which may vary from about 5 to about 95 percent of the total composition. Unit dosage forms will generally contain between from about 1mg to about 1000mg of the active ingredient, typically 25mg, 50mg, 100mg, 200mg, 300mg, 400mg, 500mg, 600mg, 800mg or 1000mg.

It is understood, however, that the specific dose level for any particular  
35 patient will depend upon a variety of factors including the age, body weight, general

health, sex, diet, time of administration, route of administration, rate of excretion, drug combination and the severity of the particular disease undergoing therapy.

In practice, the compounds represented by Formula I, or pharmaceutically acceptable salts thereof, of this invention can be combined as the active ingredient in intimate admixture with a pharmaceutical carrier according to conventional pharmaceutical compounding techniques. The carrier may take a wide variety of forms depending on the form of preparation desired for administration, e.g., oral or parenteral (including intravenous). Thus, the pharmaceutical compositions of the present invention can be presented as discrete units suitable for oral administration such as capsules, cachets or tablets each containing a predetermined amount of the active ingredient. Further, the compositions can be presented as a powder, as granules, as a solution, as a suspension in an aqueous liquid, as a non-aqueous liquid, as an oil-in-water emulsion or as a water-in-oil liquid emulsion. In addition to the common dosage forms set out above, the compound represented by Formula I, or pharmaceutically acceptable salts thereof, may also be administered by controlled release means and/or delivery devices. The compositions may be prepared by any of the methods of pharmacy. In general, such methods include a step of bringing into association the active ingredient with the carrier that constitutes one or more necessary ingredients. In general, the compositions are prepared by uniformly and intimately admixing the active ingredient with liquid carriers or finely divided solid carriers or both. The product can then be conveniently shaped into the desired presentation.

Thus, the pharmaceutical compositions of this invention may include a pharmaceutically acceptable carrier and a compound or a pharmaceutically acceptable salt of Formula I. The compounds of Formula I, or pharmaceutically acceptable salts thereof, can also be included in pharmaceutical compositions in combination with one or more other therapeutically active compounds.

The pharmaceutical carrier employed can be, for example, a solid, liquid, or gas. Examples of solid carriers include lactose, terra alba, sucrose, talc, gelatin, agar, pectin, acacia, magnesium stearate, and stearic acid. Examples of liquid carriers are sugar syrup, peanut oil, olive oil, and water. Examples of gaseous carriers include carbon dioxide and nitrogen.

In preparing the compositions for oral dosage form, any convenient pharmaceutical media may be employed. For example, water, glycols, oils, alcohols, flavoring agents, preservatives, coloring agents and the like may be used to form oral

liquid preparations such as suspensions, elixirs and solutions; while carriers such as starches, sugars, microcrystalline cellulose, diluents, granulating agents, lubricants, binders, disintegrating agents, and the like may be used to form oral solid preparations such as powders, capsules and tablets. Because of their ease of administration, tablets and capsules are the preferred oral dosage units whereby solid pharmaceutical carriers are employed. Optionally, tablets may be coated by standard aqueous or nonaqueous techniques

A tablet containing the composition of this invention may be prepared by compression or molding, optionally with one or more accessory ingredients or adjuvants. Compressed tablets may be prepared by compressing, in a suitable machine, the active ingredient in a free-flowing form such as powder or granules, optionally mixed with a binder, lubricant, inert diluent, surface active or dispersing agent. Molded tablets may be made by molding in a suitable machine, a mixture of the powdered compound moistened with an inert liquid diluent. Each tablet preferably contains from about 0.1mg to about 500mg of the active ingredient and each cachet or capsule preferably containing from about 0.1mg to about 500mg of the active ingredient. Thus, a tablet, cachet, or capsule conveniently contains 0.1mg, 1mg, 5mg, 25mg, 50mg, 100mg, 200mg, 300mg, 400mg, or 500mg of the active ingredient taken one or two tablets, cachets, or capsules, once, twice, or three times daily.

Pharmaceutical compositions of the present invention suitable for parenteral administration may be prepared as solutions or suspensions of the active compounds in water. A suitable surfactant can be included such as, for example, hydroxypropylcellulose. Dispersions can also be prepared in glycerol, liquid polyethylene glycols, and mixtures thereof in oils. Further, a preservative can be included to prevent the detrimental growth of microorganisms.

Pharmaceutical compositions of the present invention suitable for injectable use include sterile aqueous solutions or dispersions. Furthermore, the compositions can be in the form of sterile powders for the extemporaneous preparation of such sterile injectable solutions or dispersions. In all cases, the final injectable form must be sterile and must be effectively fluid for easy syringability. The pharmaceutical compositions must be stable under the conditions of manufacture and storage; thus, preferably should be preserved against the contaminating action of microorganisms such as bacteria and fungi. The carrier can be a solvent or dispersion

medium containing, for example, water, ethanol, polyol (e.g. glycerol, propylene glycol and liquid polyethylene glycol), vegetable oils, and suitable mixtures thereof.

Pharmaceutical compositions of the present invention can be in a form suitable for topical use such as, for example, an aerosol, cream, ointment, lotion,  
5 dusting powder, or the like. Further, the compositions can be in a form suitable for use in transdermal devices. These formulations may be prepared, utilizing a compound represented by Formula I of this invention, or pharmaceutically acceptable salts thereof, via conventional processing methods. As an example, a cream or  
10 ointment is prepared by mixing hydrophilic material and water, together with about 5 wt% to about 10 wt% of the compound, to produce a cream or ointment having a desired consistency.

Pharmaceutical compositions of this invention can be in a form suitable for rectal administration wherein the carrier is a solid. It is preferable that the mixture forms unit dose suppositories. Suitable carriers include cocoa butter and  
15 other materials commonly used in the art. The suppositories may be conveniently formed by first admixing the composition with the softened or melted carrier(s) followed by chilling and shaping in moulds.

In addition to the aforementioned carrier ingredients, the pharmaceutical formulations described above may include, as appropriate, one or  
20 more additional carrier ingredients such as diluents, buffers, flavoring agents, binders, surface-active agents, thickeners, lubricants, preservatives (including anti-oxidants) and the like. Furthermore, other adjuvants can be included to render the formulation isotonic with the blood of the intended recipient. Compositions containing a  
25 compound described by Formula I, or pharmaceutically acceptable salts thereof, may also be prepared in powder or liquid concentrate form.

The compounds and pharmaceutical compositions of this invention have been found to exhibit biological activity as mGluR5 inhibitors. Accordingly, another aspect of the invention is the treatment in mammals of, for example, schizophrenia, anxiety, depression, panic, bipolar disorder, and circadian rhythm and  
30 sleep disorders – such as shift-work induced sleep disorder or jet-lag, pain, Parkinson's disease, cognitive dysfunction, epilepsy, drug addiction, drug abuse and drug withdrawal – maladies that are amenable to amelioration through inhibition of mGluR5 – by the administration of an effective amount of the compounds of this invention. The term “mammals” includes humans, as well as other animals such as,  
35 for example, dogs, cats, horses, pigs, and cattle. Accordingly, it is understood that the



treatment of mammals other than humans is the treatment of clinical correlating afflictions to those above recited examples that are human afflictions.

Further, as described above, the compound of this invention can be utilized in combination with other therapeutic compounds. In particular, the combinations of the mGluR5 inhibiting compound of this invention can be advantageously used in combination with i) opiate agonists or antagonists, ii) calcium channel antagonists, iii) 5HT receptor agonists or antagonists iv) sodium channel antagonists, v) NMDA receptor agonists or antagonists, vi) COX-2 selective inhibitors, vii) NK1 antagonists, viii) non-steroidal anti-inflammatory drugs (“NSAID”), ix) GABA-A receptor modulators, x) dopamine agonists or antagonists, xi) selective serotonin reuptake inhibitors (“SSRI”) and/or selective serotonin and norepinephrine reuptake inhibitors (“SSNRI”), xii) tricyclic antidepressant drugs, xiii) norepinephrine modulators, xiv) L-DOPA, xv) buspirone, xvi) lithium, xvii) valproate, xviii) neurontin (gabapentin), xix) olanzapine, xx) nicotinic agonists or antagonists including nicotine, xxi) muscarinic agonists or antagonists, xxii) heroin substituting drugs such as methadone, levo-alpha-acetylmethadol, buprenorphine and naltrexone, and xxiii) disulfiram and acamprosate.

The abbreviations used herein have the following tabulated meanings. Abbreviations not tabulated below have their meanings as commonly used unless specifically stated otherwise.

Ac	acetyl
AIBN	2,2'-azobis(isobutyronitrile)
BINAP	1,1'-bi-2-naphthol
Bn	benzyl
CAMP	cyclic adenosine-3',5'-monophosphate
DAST	(diethylamino)sulfur trifluoride
DEAD	diethyl azodicarboxylate
DBU	1,8-diazabicyclo[5.4.0]undec-7-ene
DIBAL	diisobutylaluminum hydride
DMAP	4-(dimethylamino)pyridine
DMF	N,N-dimethylformamide
dppf	1,1'-bis(diphenylphosphino)-ferrocene

EDCI	1-(3-dimethylaminopropyl)-3-ethylcarbodiimide hydrochloride
Et <sub>3</sub> N	triethylamine
GST	glutathione transferase
HMDS	hexamethyldisilazide
LDA	lithium diisopropylamide
m-CPBA	metachloroperbenzoic acid
MMPP	monoperoxyphthalic acid
MPPM	monoperoxyphthalic acid, magnesium salt 6H <sub>2</sub> O
Ms	methanesulfonyl = mesyl = SO <sub>2</sub> Me
MsO	methanesulfonate = mesylate
NBS	N-bromo succinimide
NSAID	non-steroidal anti-inflammatory drug
o-Tol	ortho-tolyl
OXONE®	2KHSO <sub>5</sub> •KHSO <sub>4</sub> •K <sub>2</sub> SO <sub>4</sub>
PCC	pyridinium chlorochromate
Pd <sub>2</sub> (dba) <sub>3</sub>	Bis(dibenzylideneacetone) palladium(0)
PDC	pyridinium dichromate
PDE	Phosphodiesterase
Ph	Phenyl
Phe	Benzenediyl
PMB	para-methoxybenzyl
Pye	Pyridinediyl
r.t.	room temperature
Rac.	Racemic
SAM	aminosulfonyl or sulfonamide or SO <sub>2</sub> NH <sub>2</sub>
SEM	2-(trimethylsilyl)ethoxymethoxy
SPA	scintillation proximity assay
TBAF	tetra-n-butylammonium fluoride
Th	2- or 3-thienyl
TFA	trifluoroacetic acid
TFAA	trifluoroacetic acid anhydride
THF	Tetrahydrofuran

Thi	Thiophenediyl
TLC	thin layer chromatography
TMS-CN	trimethylsilyl cyanide
TMSI	trimethylsilyl iodide
Tz	1H (or 2H)-tetrazol-5-yl
XANTPHOS	4,5-Bis-diphenylphosphanyl-9,9-dimethyl-9H-xanthene
C <sub>3</sub> H <sub>5</sub>	Allyl

#### ALKYL GROUP ABBREVIATIONS

Me	=	Methyl
Et	=	ethyl
<i>n</i> -Pr	=	normal propyl
<i>i</i> -Pr	=	isopropyl
<i>n</i> -Bu	=	normal butyl
<i>i</i> -Bu	=	isobutyl
<i>s</i> -Bu	=	secondary butyl
<i>t</i> -Bu	=	tertiary butyl
c-Pr	=	cyclopropyl
c-Bu	=	cyclobutyl
c-Pen	=	cyclopentyl
c-Hex	=	cyclohexyl

5

#### ASSAYS DEMONSTRATING BIOLOGICAL ACTIVITY

The compounds of this invention were tested against the hmGluR5a receptor stably expressed in mouse fibroblast Ltk<sup>-</sup> cells (the hmGluR5a/L38-20 cell line) and activity was detected by changes in [Ca<sup>++</sup>]<sub>i</sub>, measured using the fluorescent Ca<sup>++</sup>-sensitive dye, fura-2. InsP assays were performed in mouse fibroblast Ltk<sup>-</sup> cells (LM5a cell line) stably expressing hmGluR5a. The assays described in International Patent Publication WO 0116121 can be used.

### Calcium Flux Assay

The activity of compounds was examined against the hmGluR5a receptor stably expressed in mouse fibroblast Ltk- cells (the hmGluR5a/L38 cell line).  
5 See generally Daggett et al., *Neuropharmacology* 34:871-886 (1995). Receptor activity was detected by changes in intracellular calcium ( $[Ca^{2+}]_i$ ) measured using the fluorescent calcium-sensitive dye, fura-2. The hmGluR5a/L38-20 cells were plated onto 96-well plates, and loaded with 3  $\mu$ M fura-2 for 1h. Unincorporated dye was washed from the cells, and the cell plate was transferred to a 96-channel fluorimeter  
10 (SIBIA-SAIC, La Jolla, CA) which is integrated into a fully automated plate handling and liquid delivery system. Cells were excited at 350 and 385nm with a xenon source combined with optical filters. Emitted light was collected from the sample through a dichroic mirror and a 510nm interference filter and directed into a cooled CCD camera (Princeton Instruments). Image pairs were captured approximately every 1s,  
15 and ratio images were generated after background subtraction. After a basal reading of 20s, an  $EC_{80}$  concentration of glutamate (10 $\mu$ M) was added to the well, and the response evaluated for another 60s. The glutamate-evoked increase in  $[Ca]_i$  in the presence of the screening compound was compared to the response of glutamate alone (the positive control).

20

### Phosphatidylinositol hydrolysis (PI) assays

Inositolphosphate assays were performed as described by Berridge et al. [Berridge et al, *Biochem. J.* 206: 587-5950 (1982); and Nakajima et al., *J. Biol. Chem.* 267:2437-2442 (1992)] with slight modifications. Mouse fibroblast Ltk cells  
25 expressing hmGluR5 (hmGluR5/L38- 20 cells) were seeded in 24-well plates at a density of 8x10<sup>5</sup>cells/well. One  $\mu$ Ci of [<sup>3</sup>H]-inositol (Amersham PT6-271; Arlington Heights, Ill.; specific activity = 17.7 Ci/mmol) was added to each well and incubated for 16h at 37°C. Cells were washed twice and incubated for 45min in 0.5mL of standard HEPES buffered saline buffer (HBS; 125mM NaCl, 5mM KCl, 0.62mM  
30 MgSO<sub>4</sub>, 1.8mM CaCl<sub>2</sub>, 20mM HEPES, 6mM glucose, pH to 7.4). The cells were washed with HBS containing 10mM LiCl, and 400 $\mu$ L buffer added to each well. Cells were incubated at 37°C for 20min. For testing, 50 $\mu$ L of 10X compounds used in the practice of the invention (made in HBS/LiCl (100mM)) was added and incubated for 10 minutes. Cells were activated by the addition of 10 $\mu$ M glutamate,  
35 and the plates left for 1 hour at 37°C. The incubations were terminated by the

addition of 1mL ice-cold methanol to each well. In order to isolate inositol phosphates (IPs), the cells were scraped from wells, and placed in numbered glass test tubes. One mL of chloroform was added to each tube, the tubes were mixed, and the phases separated by centrifugation. IPs were separated on Dowex anion exchange  
5 columns (AG 1-X8 100-200 mesh formate form). The upper aqueous layer (750 $\mu$ L) was added to the Dowex columns, and the columns eluted with 3mL of distilled water. The eluents were discarded, and the columns were washed with 10mLs of 60mM ammonium formate/5mM Borax, which was also discarded as waste. Finally, the columns were eluted with 4mL of 800mM ammonium formate/0.1M formic acid,  
10 and the samples collected in scintillation vials. Scintillant was added to each vial, and the vials shaken, and counted in a scintillation counter after 2 hours.

Phosphatidylinositol hydrolysis in cells treated with certain exemplary compounds was compared to phosphatidylinositol hydrolysis in cells treated with the agonist alone in the absence of compound.

15 The compounds of this application have mGluR5 inhibitory activity as shown by an  $IC_{50}$  value of less than 10 $\mu$ M and/or an inhibition of >30% at a concentration of 3 $\mu$ M in the calcium flux assay and/or inhibition of >50% at a concentration of 100  $\mu$ M in the PI assay. Preferably, the compounds should have  $IC_{50}$  values of less than 1  $\mu$ M in the calcium flux assay and  $IC_{50}$  values of less than 10  $\mu$ M  
20 in the PI assay. Even more preferably, the compounds should have  $IC_{50}$  values of less than 100 nM in the calcium flux assay and  $IC_{50}$  values of less than 1  $\mu$ M in the PI assay.

Examples 1-92 have mGluR5 inhibitory activity as shown by an  $IC_{50}$  value of less than 10 $\mu$ M and/or an inhibition of >30% at 3 $\mu$ M concentration in the  
25 calcium flux assay and/or inhibition of >50% at 100  $\mu$ M concentration in the PI assay.

Examples 93-281 have mGluR5 inhibitory activity <30% at 3  $\mu$ M concentration in the calcium flux assay and/or inhibition <50% at 100  $\mu$ M concentration in the PI assay.

30 The examples that follow are intended as an illustration of certain preferred embodiments of the invention and no limitation of the invention is implied.

Unless specifically stated otherwise, the experimental procedures were performed under the following conditions. All operations were carried out at room or ambient temperature - that is, at a temperature in the range of 18-25°C. Evaporation  
35 of solvent was carried out using a rotary evaporator under reduced pressure (600-

4000pascals: 4.5-30mm. Hg) with a bath temperature of up to 60°C. The course of reactions was followed by thin layer chromatography (TLC) and reaction times are given for illustration only. Melting points are uncorrected and 'd' indicates decomposition. The melting points given are those obtained for the materials prepared as described. Polymorphism may result in isolation of materials with different melting points in some preparations. The structure and purity of all final products were assured by at least one of the following techniques: TLC, mass spectrometry, nuclear magnetic resonance (NMR) spectrometry or microanalytical data. When given, yields are for illustration only. When given, NMR data is in the form of delta ( $\delta$ ) values for major diagnostic protons, given in parts per million (ppm) relative to tetramethylsilane (TMS) as internal standard, determined at 300MHz, 400MHz or 500MHz using the indicated solvent. Conventional abbreviations used for signal shape are: s. singlet; d. doublet; t. triplet; m. multiplet; br. broad; etc. In addition, "Ar" signifies an aromatic signal. Chemical symbols have their usual meanings; the following abbreviations are used: v (volume), w (weight), b.p. (boiling point), m.p. (melting point), L (liter(s)), mL (milliliters), g (gram(s)), mg (milligrams(s)), mol (moles), mmol (millimoles), eq (equivalent(s)).

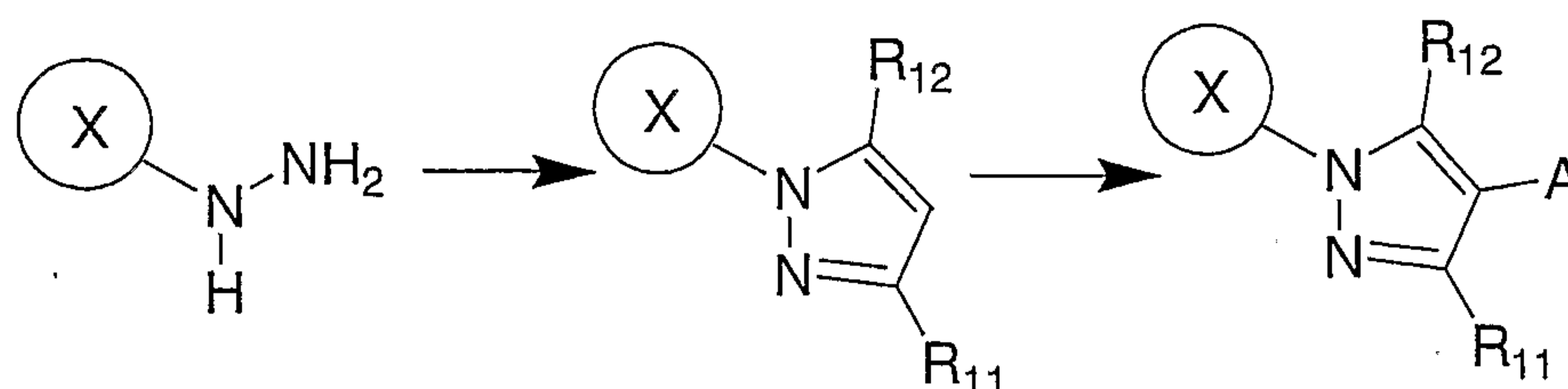
### Methods of Synthesis

Compounds of the present invention can be prepared according to the following methods. The substituents are the same as in Formula I except where defined otherwise.

In accordance with another embodiment of the present invention, there are provided methods for the preparation of heteroaryl-substituted pyrazole compounds as described above. For example, many of the heterocyclic compounds described above can be prepared using synthetic chemistry techniques well known in the art (see *Comprehensive Heterocyclic Chemistry*, Katritzky, A. R. and Rees, C. W. eds., Pergamon Press, Oxford, 1984) from a heteroaryl-substituted pyrazole of Formula (I).

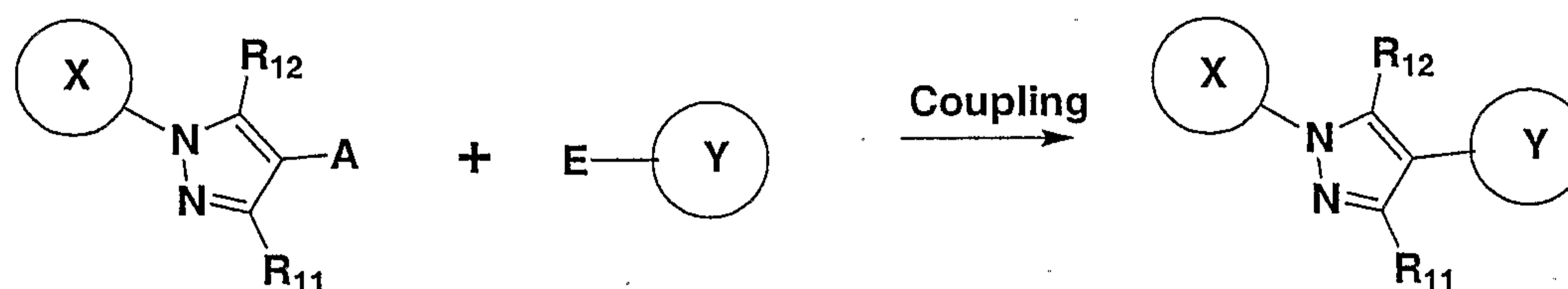
In Schemes 1 to 9 below, X and Y are as defined above. Other variables are understood by one in the art by the context in which they are used.

### **Scheme 1**



Thus in **Scheme 1**, ring system **X** containing a hydrazine moiety (prepared using synthetic chemistry techniques well known in the art) is reacted with a 1,3-dicarbonyl or its equivalent in a suitable solvent (*e.g.* EtOH, THF, DME, DMF *etc.*) at a temperature between about 30°C to 150°C for about 1 to 18h to form a substituted pyrazole (see for example Sugiyarto, K. H.; Goodwin, H. A. *Aust.J.Chem.* **1988**, *41*, 1645-1664). In turn, the 4-position of the pyrazole is derivatized with a functional group **A** which is capable of undergoing a metal-catalyzed cross-coupling reaction such as a halogen or trifluoromethanesulfonate and the like. For example, the group **A** may be a bromide radical which maybe installed using molecular bromine under acidic conditions (see for example Khan, M. A.; Pinto, A. A. A. *J.Heterocycl.Chem.* **1981**, *18*, 9-14). In turn, the derivatized pyrazole is reacted with a moiety **Y** under metal-catalyzed cross-coupling conditions (**Scheme 2**)

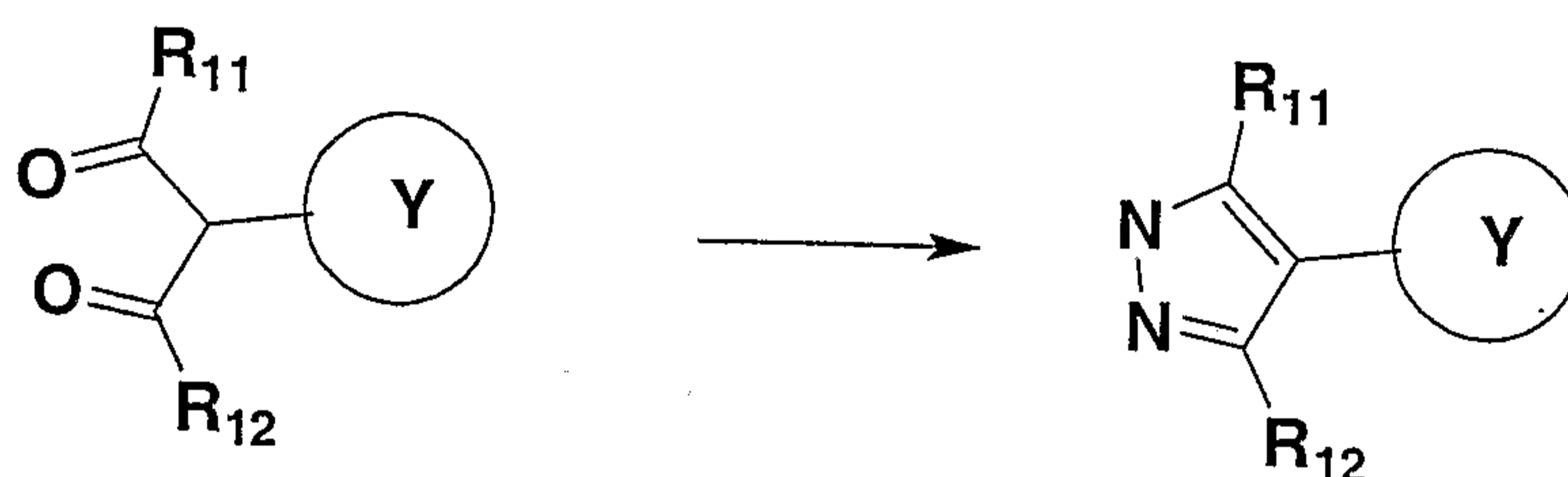
15

**Scheme 2**

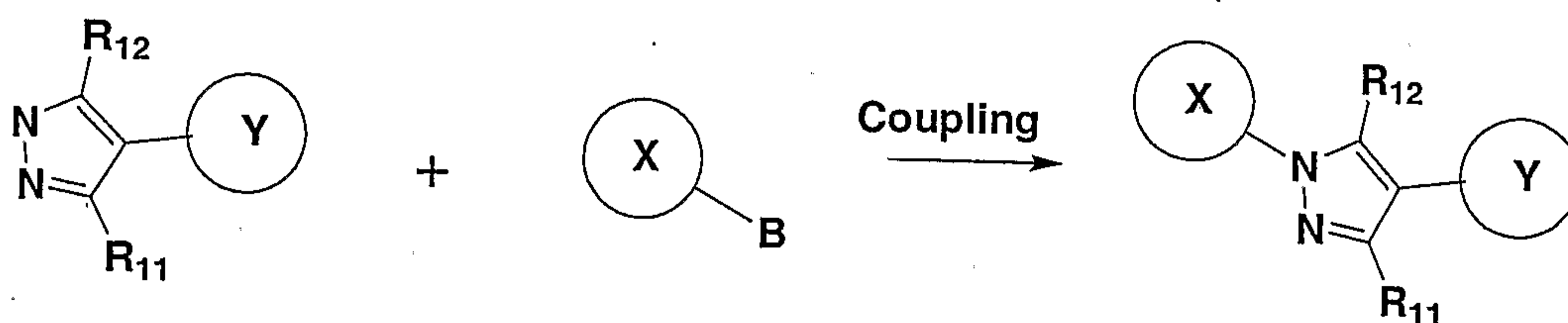
**E** is a metallic or metalloid species such as B(OR)<sub>2</sub>, Li, MgHal, SnR<sub>3</sub>, ZnHal, SiR<sub>3</sub> and the like which is capable of undergoing a metal-catalyzed cross-coupling reaction. The coupling may be promoted by a homogeneous catalyst such as Pd(PPh<sub>3</sub>)<sub>4</sub>, or by a heterogeneous catalyst such as Pd on carbon in a suitable solvent (*e.g.* THF, DME, toluene, MeCN, DMF, H<sub>2</sub>O *etc.*). Typically a base, such as K<sub>2</sub>CO<sub>3</sub>, NEt<sub>3</sub>, and the like, will also be present in the reaction mixture. Other promoters may also be used such as CsF. The coupling reaction is typically allowed to proceed by allowing the reaction temperature to warm slowly from about 0°C up to ambient temperature over a period of several hours. The resulting reaction mixture is then

25

maintained at ambient temperature, or heated to a temperature between about 30°C to 150°C. The reaction mixture is then maintained at a suitable temperature for a time in the range of about 4 up to 48 hours, with about 18 hours typically being sufficient (see for example Miyaura, N.; Suzuki, A. *Chem. Rev.* **1995**, *95*, 2457-2483). The product from the reaction can be isolated and purified employing standard techniques, such as solvent extraction, chromatography, crystallization, distillation and the like. Another embodiment of the present invention is illustrated in **Scheme 3** below.

**Scheme 3**

Thus a 1,3-dicarbonyl compound substituted at the 2 position with a moiety Y (prepared using synthetic chemistry techniques well known in the art), is condensed with hydrazine in a suitable solvent (*e.g.* EtOH, THF, DME, DMF *etc.*), at a temperature between about 30°C to 150°C for about 1 to 18h to form a substituted pyrazole (see for example Brown, D. J.; Cowden, W. B.; Grigg, G. W.; Kavulak, D. *Aust.J.Chem.*, **1980**, *33*, 2291-2298).

**Scheme 4**

As shown in **Scheme 4**, the pyrazole may then be coupled with a species X substituted with a group B. B maybe a metalloid species such as B(OR)<sub>2</sub>, BiLn and the like and the reaction maybe promoted with stoichiometric or catalytic amounts of metal salts such as Cu(OAc)<sub>2</sub>, CuI or CuOTf and the like. Typically, a base (*e.g.* pyridine, NEt<sub>3</sub>, Cs<sub>2</sub>CO<sub>3</sub>, K<sub>2</sub>CO<sub>3</sub> *etc.*) will also be present and the reaction carried out in a suitable solvent (*e.g.* DCM, THF, DME toluene, MeCN, DMF, H<sub>2</sub>O *etc.*). Additionally, molecular sieves maybe used as a cocatalyst.

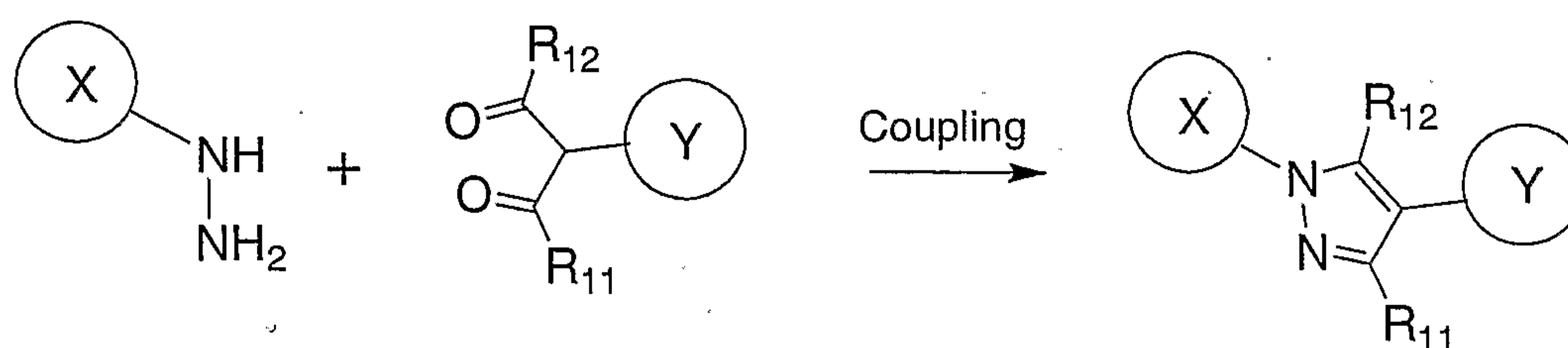


Alternatively, **B** may be a halogen or other functional group capable of undergoing a metal catalyzed *N*-arylation cross-coupling reaction. In that case, additional promoters such as 1,10-phenanthaline and dibenzylideneacetone may also be added to the reaction mixture. The cross-coupling reaction maybe carried out at ambient temperature or heated to a temperature anywhere between about 30°C to 150°C. The resulting reaction mixture is then maintained at a suitable temperature for a time in the range of about 4 up to 72 hours, with 18 hours typically being sufficient (see for example Lam, P. Y. S.; Clark, C. G.; Saubern, S.; Adams, J.; Winters, M. P.; Cham, D. M. T.; Combs, A. *Tetrahedron Lett.* **1998**, 39, 2941-2944 and Kiyomori, A.; Marcoux, J. F.; Buchwald, S. L. *Tetrahedron Lett.* **1999**, 40, 2657-2660). The product from the reaction can be isolated and purified employing standard techniques, such as solvent extraction, chromatography, crystallization, distillation and the like.

In another embodiment of the present invention when **B** is a good aryl leaving group such as F, and **X** is electron deficient or has one or more electron withdrawing substituents (*e.g.* NO<sub>2</sub>, CN), the coupling reaction may be effected thermally in a temperature range of about 60°C up to about 250°C. Typically this reaction is carried out in the presence of base (*e.g.* pyridine, NEt<sub>3</sub>, Cs<sub>2</sub>CO<sub>3</sub>, K<sub>2</sub>CO<sub>3</sub> *etc.*) in a suitable solvent, such as DMSO, DMF, DMA H<sub>2</sub>O and the like, and takes from about 1h up to about 72h with 18 hours typically being sufficient (see for example Russell, S. S.; Jahangir; *Synth. Commun.* **1994**, 24, 123-130).

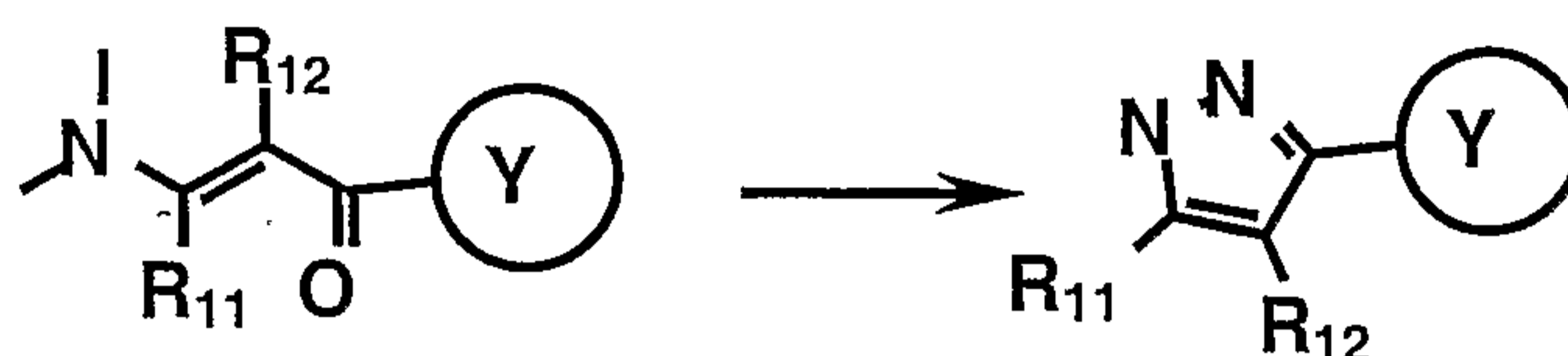
Another embodiment of the present invention is illustrated in **Scheme 5**.

**Scheme 5**



Thus a 1,3-dicarbonyl compound substituted at the 2 position with a moiety **Y** (prepared using synthetic chemistry techniques well known in the art (see for example Fox, J. F.; Huang, X.; Chieffi, A.; Buchwald, S. L. *J. Am. Chem. Soc.* **2000**, 122, 1360-1370) is condensed with a species **X** substituted with a hydrazine functional group in a suitable solvent (*e.g.* EtOH, THF, DME, DMF, H<sub>2</sub>O *etc.*) at a

temperature between about 30°C to 150°C for about 1 to about 24h to form a substituted pyrazole (see for example Pawar, R. A.; *Heterocycles*, **1984**, *21*, 568). Another embodiment of the present invention is illustrated in **Scheme 6**.

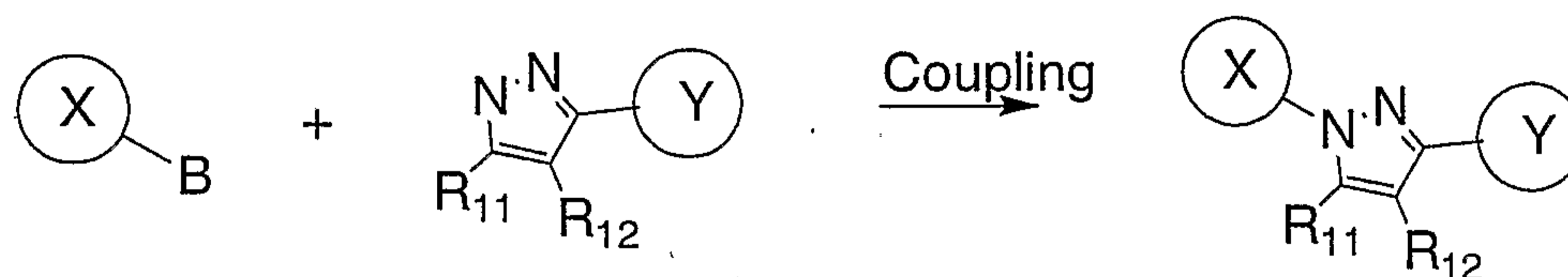
**Scheme 6**

Thus, a species **Y** substituted with a 3-dimethylamino-2,3-unsaturated ketone is prepared using synthetic chemistry techniques well known to those skilled in the art (see for example Kepe, V.; Kocevar, M.; Polanc, S. *J. Heterocyclic Chem.* **1996**, *33*, 1707-1710). The homologated amide species is heated with hydrazine in a suitable solvent (*e.g.* EtOH, THF, DME, DMF, H<sub>2</sub>O *etc.*) at a temperature between about 30°C to 150°C for about 1h up to about 24h to form a pyrazole substituted with **Y** (see for example Wang, F.; Schwabacher, A. W. *Tetrahedron. Lett.* **1999**, *40*, 4779-4782).

10

As shown in **Scheme 7**, the pyrazole may then be coupled with a ring system **X** substituted with a functional group **B**.

15

**Scheme 7**

**B** may be a metalloid species such as B(OR)<sub>2</sub>, BiLn and the like and the reaction maybe promoted with stoichiometric or catalytic metal salts such as Cu(OAc)<sub>2</sub>, CuI, or CuOTf and the like. Typically, a base (*e.g.* pyridine, NEt<sub>3</sub>, Cs<sub>2</sub>CO<sub>3</sub>, K<sub>2</sub>CO<sub>3</sub> *etc.*) will also be present and the reaction carried out in a suitable solvent (*e.g.* DCM, THF, DME, MeCN, DMF, H<sub>2</sub>O *etc.*). Additionally, molecular sieves maybe used as a cocatalyst. Alternatively **B** may be a halogen or other functional group capable of undergoing a metal catalyzed *N*-arylation cross-coupling reaction. In which case, additional promoters such as 1,10-phenanthroline and dibenzylideneacetone may also be added to the reaction mixture. The cross-coupling reaction maybe carried out at ambient temperature or heated to a temperature between

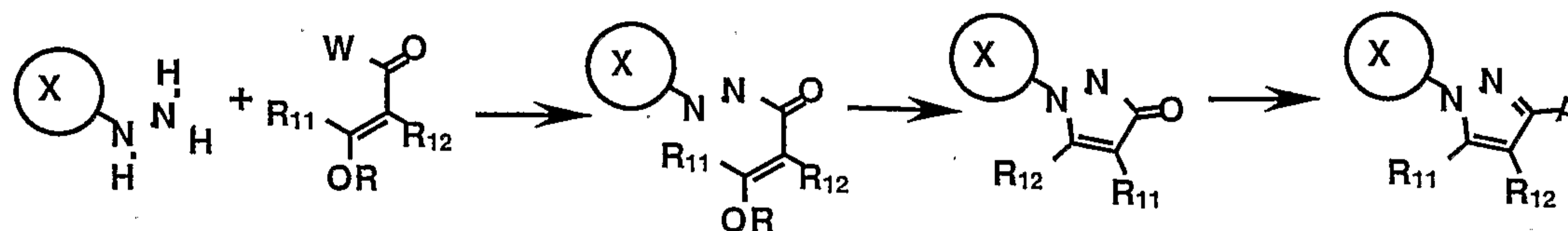
25

about 30°C to 150°C. The reaction mixture is then maintained at a suitable temperature for a time in the range of about 4 up to 72 hours, with 18 hours typically being sufficient (see for example Lam, P. Y. S.; Clark, C. G.; Saubern, S.; Adams, J.; Winters, M. P.; Cham, D. M. T.; Combs, A. *Tetrahedron Lett.* **1998**, 39, 2941-2944 and Kiyomori, A.; Marcoux, J. F.; Buchwald, S. L. *Tetrahedron Lett.* **1999**, 40, 2657-2660). The product from the reaction can be isolated and purified employing standard techniques, such as solvent extraction, chromatography, crystallization, distillation and the like.

In another embodiment of the present invention, when **B** is a good aryl leaving group such as F, and **X** is electron deficient or has one or more electron withdrawing substituents (*e.g.* NO<sub>2</sub>, CN *etc.*), the coupling reaction may be effected thermally in a temperature range of about 60°C up to about 250°C. Typically, this reaction is carried out in the presence of base (*e.g.* pyridine, NEt<sub>3</sub>, Cs<sub>2</sub>CO<sub>3</sub>, K<sub>2</sub>CO<sub>3</sub> *etc.*) in a suitable solvent, such as DMSO, DMF, DMA H<sub>2</sub>O and the like, and takes from about 1h up to about 72h with 18 hours typically being sufficient (see for example (see for example Russell, S. S.; Jahangir; *Synth. Commun.* **1994**, 24, 123-130).

Another embodiment of the present invention is illustrated in **Scheme 8**.

**Scheme 8**



20

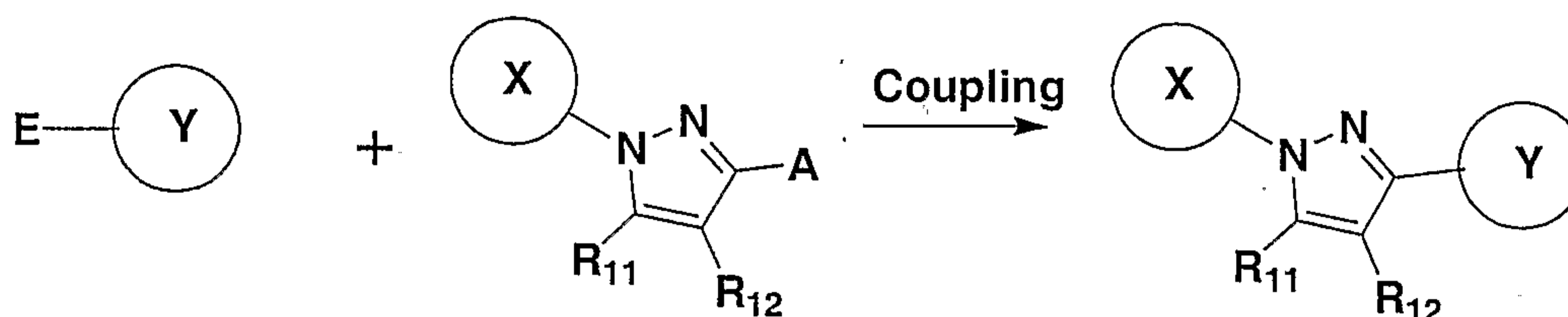
Thus, moiety **X** substituted with a hydrazine functional group (prepared using synthetic chemistry techniques well known in the art) is reacted with an activated acyl enol ether moiety in a suitable solvent (*e.g.* THF, DME, DMF, Et<sub>2</sub>O *etc.*) to form a pendant enol hydrazide. In **Scheme 8**, the leaving group **W** can be halogen, OR, SR *etc.* or if **W** = OH, the reaction is effected using typical peptide-coupling conditions (*e.g.* using EDC *etc.*) that are well known to those skilled in the art at a temperature between about 0°C to 100°C for about 1h to 18h. Under acidic conditions, the pendant enol hydrazide cyclizes to form the corresponding pyrazolidone (see for example Shi, G.; Wang, Q.; Schlosser, M. *Tetrahedron* **1996**, 52, 4403-4410). This is then converted to a pendant pyrazole substituted at the 3

30

position with a group **A** where **A** is a functional group capable of undergoing a metal-catalyzed cross-coupling reaction. For example, **A** may be trifluoromethanesulfonate, halogen, acyloxy, alkyl- or arylsulfonate, alkyl- or arylsulfinate, alkyl- or arylsulfide, phosphate, phosphinate and the like.

5

Scheme 9



As shown in **Scheme 9**, the pyrazole from **Scheme 8** can be coupled with a ring system **Y** substituted with a group **E** where **E** is a metallic or metalloid species such as  $B(OR)_2$ , Li, MgHal,  $SnR_3$ ,  $ZnHal_2$ ,  $SiR_3$  and the like which is capable of undergoing a metal-catalyzed cross-coupling reaction.. The coupling may be promoted by a homogeneous catalyst such as  $Pd(PPh_3)_4$ , or by a heterogeneous catalyst such as Pd on carbon in a suitable solvent, such as THF, DME, MeCN, DMF,  $H_2O$  and the like. Typically, a base (*e.g.*  $K_2CO_3$ ,  $NEt_3$ , etc.) will also be present in the reaction mixture. Other promoters may also be used such as CsF. The coupling reaction is typically allowed to proceed by allowing the reaction temperature to warm slowly from about  $0^\circ C$  up to ambient temperature over a period of several hours. The reaction mixture is then maintained at ambient temperature, or heated to a temperature between about  $30^\circ C$  to  $150^\circ C$ . The reaction mixture is then maintained at a suitable temperature for a time in the range of about 4 up to 48 hours, with about 18 hours typically being sufficient. The product from the reaction can be isolated and purified employing standard techniques, such as solvent extraction, chromatography, crystallization, distillation and the like (see for example Miyaura, N.; Suzuki, A. *Chem. Rev.* **1995**, *95*, 2457-2483).

In addition, many of the heterocyclic compounds described above can be prepared using other synthetic chemistry techniques well known in the art (see *Comprehensive Heterocyclic Chemistry*, Katritzky, A. R. and Rees, C. W. eds., Pergamon Press, Oxford, 1984) and references cited there within.

### COMPOUND 1

#### Synthesis of 2-(1H-pyrazol-4-yl)pyridine

30

2-(2-Pyridyl)-malondialdehyde (7.8g, 52mmol) and hydrazine hydrate (3.7mL) were heated at 75°C in ethanol (75mL) for 18h. After cooling to ambient temperature and concentration *in vacuo*, recrystallization from EtOAc/Hexane gave 2-(1*H*-pyrazol-4-yl)pyridine as gold crystals. MP = 136°C. <sup>1</sup>H NMR (CD<sub>3</sub>Cl, 300 MHz) δ 6.48 – 8.51 (1H, m), 8.30 (1H, br. s), 8.07 (1H, br. s), 7.74 (1H, ddd), 7.68 (1H, d), 7.15 (1H, ddd). MS (ESI) 146 (M+H)<sup>+</sup>

### EXAMPLE 1

#### Synthesis of 3-(4-pyridin-2-yl-1*H*-pyrazol-1-yl)benzonitrile

To 2-(1*H*-pyrazol-4-yl)pyridine (292mg, 2mmol), 3-cyanoboronic acid (590mg, 4mmol), Cu(OAc)<sub>2</sub> (547mg, 3mmol) and pyridine (0.32mL, 4mmol) in dichloromethane (4mL) was added 0.5g of 4 Å molecular sieves. The resulting reaction mixture was stirred at ambient temperature under atmospheric conditions for 48h, whereupon it was filtered through Celite\*, washing with dichloromethane. The reaction mixture was concentrated onto silica gel *in vacuo* and purified by liquid chromatography on silica gel eluting with EtOAc:hexane (1:1 to 1:0) to afford a solid that was recrystallized from EtOH-H<sub>2</sub>O to afford 3-(4-pyridin-2-yl-1*H*-pyrazol-1-yl)benzonitrile as a white solid. <sup>1</sup>H NMR (CD<sub>3</sub>Cl, 300 MHz) δ 8.63 – 8.64 (1H, m), 8.56 (1H, s), 8.23 (1H, s), 8.14 (1H, m), 8.00 – 8.05 (1H, m), 7.75 (1H, ddd), 7.57 – 7.66 (3H, m), 7.21 (1H, ddd). MS (ESI) 247 (M+H)<sup>+</sup>

### EXAMPLE 2

#### Synthesis of 2-[1-(3-fluorophenyl)-1*H*-pyrazol-4-yl]pyridine

To 2-(1*H*-pyrazol-4-yl)pyridine (292mg, 2mmol), 3-fluoroboronic acid (570mg, 4mmol), Cu(OAc)<sub>2</sub> (547mg, 3mmol) and pyridine (0.32mL, 4mmol) in dichloromethane (4mL) was added 0.5g of 4 Å molecular sieves. The resulting reaction mixture was stirred at ambient temperature under atmospheric conditions for 48h, whereupon it was filtered through Celite\*, washing with dichloromethane. The reaction mixture was concentrated onto silica gel *in vacuo* and purified by liquid chromatography on silica gel eluting with EtOAc:hexane (1:9 to 1:1) to afford 2-[1-(3-fluorophenyl)-1*H*-pyrazol-4-yl]pyridine as a white solid. <sup>1</sup>H NMR (CD<sub>3</sub>Cl, 300 MHz) δ 8.62 – 8.63 (1H, m), 8.52 (1H, s), 8.20 (1H, s), 7.40 (1H, ddd), 7.55 – 7.59 (3H, m), 7.42 – 7.46 (1H, m), 7.19 (1H, ddd), 7.01 – 7.05 (1H, m). MS (ESI) 240 (M+H)<sup>+</sup>

\* trade-mark

**EXAMPLE 3****Synthesis of 2-[1-(1-naphthyl)-1H-pyrazol-4-yl]pyridine**

To 2-(1H-pyrazol-4-yl)pyridine (292mg, 2mmol), 1-naphthaleneboronic acid (690mg, 4mmol), Cu(OAc)<sub>2</sub> (547mg, 3mmol) and pyridine (0.32mL, 4mmol) in dichloromethane (4mL) was added 0.5g of 4Å molecular sieves. The resulting reaction mixture was stirred at ambient temperature under atmospheric conditions for 48h, whereupon it was filtered through Celite\*, washing with dichloromethane. The reaction mixture was concentrated on to silica gel *in vacuo* and purified by liquid chromatography onto silica gel eluting with EtOAc:hex (2:8 to 3:7) to afford 2-[1-(1-naphthyl)-1H-pyrazol-4-yl]pyridine as a white solid. <sup>1</sup>H NMR (CD<sub>3</sub>Cl, 300 MHz) δ 8.63 – 8.65 (1H, m), 8.39 (1H, s), 8.34 (1H, s), 7.94 – 7.99 (3H, m), 7.73 (1H, ddd), 7.53 – 7.64 (5H, m), 7.18 (1H, m). MS (ESI) 272 (M+H)<sup>+</sup>

**EXAMPLE 4****Synthesis of 2-(1-pyridin-3-yl-1H-pyrazol-4-yl)pyridine**

2-(1H-Pyrazol-4-yl)pyridine (292 mg, 2 mmol), 3-bromopyridine (0.23mL, 2.4mmol), Cu(OTf)<sub>2</sub> (50mg, 0.1mmol), dibenzylideneacetone (24mg, 0.1mmol), Cs<sub>2</sub>CO<sub>3</sub> (780mg, 2.4mmol) and 1,10-phenanthracene (360mg, 2.4mmol) in dry o-xylene (1.5mL) under Ar (g) were heated at 115°C for 18h. After cooling to ambient temperature, NH<sub>4</sub>Cl (20mL) and dichloromethane (20mL) were added and the reaction mixture shaken, the dichloromethane layer was separated and the aqueous layer shaken with dichloromethane (2x20mL). The combined organic layers were dried over Na<sub>2</sub>SO<sub>4</sub> and concentrated *in vacuo* to a brown oil. This was purified by liquid chromatography on silica gel eluting with EtOAc to give a solid that was further purified by HPLC to afford 2-(1-pyridin-3-yl-1H-pyrazol-4-yl)pyridine. <sup>1</sup>H NMR (CD<sub>3</sub>Cl, 300 MHz) δ 9.08 (1H, d), 8.58 – 8.64 (2H, m), 8.56 (1H, s), 8.24 (1H, s), 8.12 (1H, ddd), 7.73 (1H, ddd), 7.56 – 7.59 (1H, m), 7.45 (1H, dd), 7.19 (1H, ddd). MS (ESI) 223 (M+H)<sup>+</sup>

**COMPOUND 2****Synthesis of 2-(1H-pyrazol-1-yl)pyridine**

2-Hydrazinopyridine (7.6g, 70mmol), malondialdehyde-bis-(dimethylacetal) (11.5mL, 70mmol) and HCl (10M, 7mL) in EtOH (100mL) were heated at 75°C. After 2h, the resulting reaction mixture was cooled to ambient temperature and concentrated *in vacuo* to a give a brown solid. This was suspended

\* trade-mark

in H<sub>2</sub>O (100mL) and EtOAc (100mL), and NaHCO<sub>3</sub> added until there was no further effervescence. The EtOAc layer was then separated and the aqueous layer shaken with EtOAc (3x100mL). The combined organic layers were dried over Na<sub>2</sub>SO<sub>4</sub> and concentrated to afford 2-(1*H*-pyrazol-1-yl)pyridine as a brown oil which was used  
5 without further purification. MS (ESI) 147 (M+H)<sup>+</sup>

### COMPOUND 3

#### Synthesis of 2-(4-bromo-1*H*-pyrazol-1-yl)pyridine

Bromine (10.8mL, 210mmol) in AcOH (50mL) was added carefully to  
10 a solution of 2-(1*H*-pyrazol-1-yl)pyridine (11g, 70mmol) in AcOH (100mL) to give a brown precipitate. After stirring at ambient temperature for 3h, the resulting reaction mixture was poured into ice and saturated aqueous Na<sub>2</sub>S<sub>2</sub>O<sub>5</sub> was added until the liquid phase became clear. The precipitate was removed by filtration and recrystallized from EtOH:H<sub>2</sub>O to give 2-(4-bromo-1*H*-pyrazol-1-yl)pyridine as beige crystals. <sup>1</sup>H NMR  
15 (CD<sub>3</sub>Cl, 300 MHz) δ 8.61 (1H, s), 8.42 (1H, br. s), 7.94 – 7.96 (1H, m), 7.84 (1H, ddd), 7.69 (1H, s), 7.21 – 7.28 (1H, m). MS (ESI) 225 (M+H)<sup>+</sup>

### EXAMPLE 5

#### Synthesis of 3-(1-pyridin-2-yl-1*H*-pyrazol-4-yl)benzotrile

A solution of 2-(4-bromo-1*H*-pyrazol-1-yl)pyridine (0.446g, 2.0mmol),  
20 3-cyanophenylboronic acid (0.302g, 2.0mmol), potassium carbonate (0.552g, 4.0mmol) in a mixture of ethylene glycol dimethyl ether (20mL) and water (4mL) was degassed by argon bubbling for 15min., then tetrakis(triphenylphosphine)palladium(0) (20mg, 0.017mmol) was added and degassing continued a further 15min. The  
25 resulting solution was stirred at 70°C for 14h, whereupon H<sub>2</sub>O (30mL) was added, then extracted with EtOAc (3x30mL) and the combined extracts washed with brine. The organic phase was dried over Na<sub>2</sub>SO<sub>4</sub> and concentrated *in vacuo*. The crude residue was chromatographed on silica gel eluting with EtOAc :hexane (2:3) to afford  
30 a white solid which was recrystallized from EtOAc/Hexane give 3-(1-pyridin-2-yl-1*H*-pyrazol-4-yl)benzotrile as a white solid. MP = 160-161°C. <sup>1</sup>H NMR (CD<sub>3</sub>Cl, 300 MHz) δ 8.88 (s, 1H), 8.45 (d, 1H), 8.03 (s, 1H), 8.01 (d, 1H), 7.87 (d, 1H), 7.86 (s, 1H), 7.81 (d, 1H), 7.57~7.48 (m, 2H), 7.25 (dd, 1H). MS (ESI) 247.1 (M<sup>+</sup>+H).

### EXAMPLE 6

35 Synthesis of 2-[4-(3-chlorophenyl)-1*H*-pyrazol-1-yl]pyridine

A solution of 2-(4-bromo-1*H*-pyrazol-1-yl)pyridine (0.669g, 3mmol), 3-chlorophenylboronic acid (0.468g, 3mmol) and potassium carbonate (0.828g, 6mmol) in a mixture of ethyleneglycol dimethyl ether (20mL) and H<sub>2</sub>O (4mL) were degassed by argon bubbling for 15min., then tetrakis(triphenylphosphine)palladium(0) (20mg, 0.017mmol) was added and degassing continued a further 15min. The solution was stirred at 70°C for 14h, whereupon H<sub>2</sub>O (30mL) was added, then extracted with EtOAc (3x30mL) and the combined extracts washed with brine. The organic phase was dried over Na<sub>2</sub>SO<sub>4</sub>, concentrated *in vacuo* and the crude residue was chromatographed on silica gel eluting with EtOAc:hexane (1:4) to afford a white solid which was recrystallized from EtOAc/Hexane to give 2-[4-(3-chlorophenyl)-1*H*-pyrazol-1-yl]pyridine. MP = 110-111°C. <sup>1</sup>H NMR (CD<sub>3</sub>Cl, 300 MHz) δ 8.83 (d, 1H), 8.42 (dd, 1H), 7.99 (s, 1H), 7.99 (d, 1H), 7.82 (ddd, 1H), 7.57 (t, 1H), 7.45 (dt, 1H), 7.32 (t, 1H), 7.25~7.18 (m, 2H). MS (ESI) 255.9 (M<sup>+</sup>+H).

15

#### EXAMPLE 7

##### Synthesis of 2-[4-(3-methoxyphenyl)-1*H*-pyrazol-1-yl]pyridine

A solution of 2-(4-bromo-1*H*-pyrazol-1-yl)pyridine (0.669g, 3.0mmol), 3-methoxyphenylboronic acid (0.453g, 3.0mmol) and potassium carbonate (0.828g, 6.0mmol) in a mixture of ethyleneglycol dimethyl ether (20mL) and H<sub>2</sub>O (4mL) were degassed by argon bubbling for 15min., then tetrakis(triphenylphosphine)palladium(0) (20mg, 0.017mmol) was added and degassing continued a further 15min. The resulting solution was stirred at 70°C for 14h, whereupon H<sub>2</sub>O (30mL) was added, then extracted with EtOAc (3x30mL) and the combined extracts washed with brine. The organic phase was dried over Na<sub>2</sub>SO<sub>4</sub>, concentrated *in vacuo*, and the crude residue was chromatographed on silica gel eluting with EtOAc:hexane (1:4) afford a white solid which was recrystallized from EtOAc/Hexane to give 2-[4-(3-methoxyphenyl)-1*H*-pyrazol-1-yl]pyridine. MP = 89-90°C. <sup>1</sup>H NMR (CD<sub>3</sub>Cl, 300 MHz) δ 8.84 (s, 1H), 8.45 (dd, 1H), 8.03 (s, 1H), 8.02 (d, 1H), 7.84 (dd, 1H), 7.34 (t, 1H), 7.23~7.15 (m, 3H), 6.84 (dd, 1H) 3.87(s, 3H). MS (ESI) 252.1 (M<sup>+</sup>+H).

30

#### COMPOUND 4

##### Synthesis of 2-(1*H*-pyrazol-3-yl)pyridine

2-(1*H*-Pyrazol-3-yl)pyridine (7.8g) was prepared according to the method of: Wang, F.; Schwabacher, A.W. *Tetrahedron. Lett.* **1999**, *40*, 4779-4782.

35



**EXAMPLE 8****Synthesis of 3-(3-pyridin-2-yl-1H-pyrazol-1-yl)benzotrile**

2-(1H-Pyrazol-3-yl)pyridine (435mg, 3mmol), 3-fluorobenzotrile (0.32mL, 3mmol) and K<sub>2</sub>CO<sub>3</sub> (830mg, 6mmol) were dissolved in DMF (10mL) under Ar (g) and heated at 145°C for 18h. After cooling to ambient temperature, H<sub>2</sub>O (40mL) and EtOAc (40mL) were added and the reaction mixture shaken, the EtOAc layer was separated and the aqueous layer shaken with EtOAc (2x30mL). The combined organic layers were washed with brine (3x40mL), dried over Na<sub>2</sub>SO<sub>4</sub> and concentrated onto silica gel. The crude material was purified by liquid chromatography on silica gel eluting with EtOAc:hexane (1:1) to afford a solid that was recrystallized from EtOAc-hexane to give 3-(3-pyridin-2-yl-1H-pyrazol-1-yl)benzotrile as a solid. <sup>1</sup>H NMR (CD<sub>3</sub>Cl, 300 MHz) δ 8.68 – 8.71 (1H, m), 8.18 (1H, m), 8.12 – 8.15 (1H, m), 8.02 – 8.06 (2H, m), 7.81 (1H, ddd), 7.60 – 7.62 (2H, m), 7.30 (1H, ddd), 7.20 (1H, d). MS (ESI) 247 (M+H)<sup>+</sup>

**EXAMPLE 9****Synthesis of 2-[1-(3-chlorophenyl)-1H-pyrazol-3-yl]pyridine**

2-(1H-Pyrazol-3-yl)pyridine (435mg, 3mmol), 3-fluoro-1-chlorobenzene (0.32mL, 3mmol) and K<sub>2</sub>CO<sub>3</sub> (830mg, 6mmol) were dissolved in DMF (10mL) under Ar (g) and heated at 145°C for 18h. After cooling to ambient temperature, H<sub>2</sub>O (40mL) and EtOAc (40mL) were added and the reaction mixture shaken, the EtOAc layer was separated and the aqueous layer shaken with EtOAc (2x30mL). The combined organic layers were washed with brine (3x40mL), dried over Na<sub>2</sub>SO<sub>4</sub> and concentrated onto silica gel. The crude material was purified by liquid chromatography on silica gel, eluting with EtOAc:hexane (1:1) to afford 2-[1-(3-chlorophenyl)-1H-pyrazol-3-yl]pyridine as a solid. <sup>1</sup>H NMR (CD<sub>3</sub>Cl, 300 MHz) δ 8.68 – 8.69 (1H, m), 8.13 – 8.16 (1H, m), 8.01 (1H, m), 7.88 (1H, m), 7.79 (1H, ddd), 7.66 – 7.68 (1H, m), 7.42 (1H, dd), 7.26 – 7.31 (2H, m), 7.16 (1H, d). MS (ESI) 256 (M+H)<sup>+</sup>

**COMPOUND 5****Synthesis of (2E)-3-ethoxy-N'-pyridin-2-ylprop-2-enohydrazide**

Ethyl vinyl ether (4.73g, 65.6mmol) was added dropwise to oxalyl chloride (12.5g, 98.4mmol) at 0°C, the resulting reaction mixture was first stirred at 0°C for 2h, and then allowed to warm to ambient temperature. After 12h GC/MS

analysis indicated formation of product and the reaction mixture was concentrated *in vacuo* and the crude (2*E*)-3-ethoxyprop-2-enoyl chloride used in the next step without further purification.

To a cold (0°C) solution of 2-hydrazinopyridine (10.74g, 98.4mmol) and triethylamine (9.94g, 98.4mmol) in THF (100mL) was added crude (2*E*)-3-ethoxyprop-2-enoyl chloride (based on 100% yield of previous step) dropwise. The resulting reaction mixture was allowed to warm to ambient temperature over 2h and then heated at reflux for a further 5h. The reaction mixture was quenched with water (50mL), extracted with EtOAc (3x50mL) and washed with brine. The organic phase was dried over Na<sub>2</sub>SO<sub>4</sub>, concentrated *in vacuo*, purified using liquid chromatography on silica gel eluting with EtOAc to afford (2*E*)-3-ethoxy-*N'*-pyridin-2-ylprop-2-enohydrazide as a brown oil. <sup>1</sup>H NMR (CD<sub>3</sub>Cl, 300 MHz) δ 9.19 (br, 1H), 8.08 (d, 1H), 7.59~7.44 (m, 3H), 6.75~6.69 (m, 2H), 5.34 (d, 1H), 3.81 (q, 2H), 1.27 (t, 3H). MS (ESI) 208 (M<sup>+</sup>+H).

15

### COMPOUND 6

#### Synthesis of 1-pyridin-2-yl-1,2-dihydro-3*H*-pyrazol-3-one

(2*E*)-3-Ethoxy-*N'*-pyridin-2-ylprop-2-enohydrazide (8.5g, 41mmol) was stirred with concentrated 37% HCl (20mL) for 3h. The resulting reaction mixture was adjusted to pH 7 using 1N NaOH (aq) and a precipitate formed. The reaction mixture then extracted with EtOAc (3x50 mL) and washed with brine. The combined organic phase was dried over Na<sub>2</sub>SO<sub>4</sub>, concentrated *in vacuo* purified using liquid chromatography on silica gel eluting with EtOAc (100%) to afford 1-pyridin-2-yl-1,2-dihydro-3*H*-pyrazol-3-one as a yellow solid. <sup>1</sup>H NMR (CD<sub>3</sub>Cl, 300 MHz) δ 12.00 (br, 1H), 8.43~8.39 (m, 2H), 7.85 (ddd, 1H), 7.64 (d, 1H), 7.16 (ddd, 1H), 5.99 (d, 1H). MS (ESI) 162 (M<sup>+</sup>+H).

25

### COMPOUND 7

#### Synthesis of 1-pyridin-2-yl-1*H*-pyrazol-3-yl trifluoromethanesulfonate

To a solution of 1-pyridin-2-yl-1,2-dihydro-3*H*-pyrazol-3-one (0.161g, 1.0mmol) and triethylamine (0.112g, 1.1mmol) in THF (10mL) at -78°C was added trifluoromethanesulfonic anhydride (0.253g, 1mmol) dropwise. The resulting reaction mixture was stirred and allowed to warm to ambient temperature over 4h. The reaction was quenched by the addition of H<sub>2</sub>O (15mL), then extracted with EtOAc (3x20 mL) and washed with brine. The combined organic extracts were dried over

35

Na<sub>2</sub>SO<sub>4</sub> and concentrated *in vacuo*. The crude residue was chromatographed on silica gel eluting with EtOAc:hexane (1:9) to afford 1-pyridin-2-yl-1*H*-pyrazol-3-yl trifluoromethanesulfonate as white crystals. <sup>1</sup>H NMR (CD<sub>3</sub>Cl, 300 MHz) δ 8.57 (d, 1H), 8.43 (d, 1H), 7.91~7.83 (m, 2H), 7.29~7.25 (m, 1H) 6.38 (d, 1H). MS (ESI) 294 (M<sup>+</sup>+H).

### EXAMPLE 10

#### Synthesis of 3-(1-pyridin-2-yl-1*H*-pyrazol-3-yl)benzotrile

1-Pyridin-2-yl-1*H*-pyrazol-3-yl trifluoromethanesulfonate (0.211g, 0.72mmol), 3-fluorobenzotrile (0.111g, 0.76mmol) and potassium carbonate (0.209g, 1.51mmol) in a mixture of ethyleneglycol dimethyl ether (20mL) and water (4mL) was degassed by argon bubbling for 15min., then tetrakis(triphenylphosphine)palladium(0) (20mg, 0.017mmol) was added the resulting solution degassed for a further 15min. The solution was stirred at 65°C for 12h. The reaction mixture was quenched with water (30mL), then extracted with EtOAc (3x30mL) and washed with brine. The combined organic phase was dried over Na<sub>2</sub>SO<sub>4</sub> and concentrated *in vacuo*. The crude residue was chromatographed on silica gel eluting with EtOAc:hexane (2:3) to afford a white solid which was recrystallized from EtOAc-hexane to give 3-(1-pyridin-2-yl-1*H*-pyrazol-3-yl)benzotrile as a white solid. <sup>1</sup>H NMR (CD<sub>3</sub>Cl, 300 MHz) δ 8.64 (d, 1H), 8.44 (d, 1H), 8.25 (s, 1H), 8.14 (d, 1H), 8.10 (d, 1H), 7.87 (t, 1H), 7.64 (d, 1H), 7.55 (t, 1H), 7.24 (dd, 1H), 6.80 (d, 1H). MS (ESI) 247 (M<sup>+</sup>+H).

### COMPOUND 8

#### Synthesis of 2-bromo-6-hydrazinopyridine

2,5-Dibromopyridine (2.0g, 8.4mmol) was dissolved in 1,4-dioxane (2mL) and a solution of hydrazine hydrate (500mg, 8.4mmol) in 1,4-dioxane (15mL) was added dropwise by syringe pump. The reaction was heated to 80°C for 16h. The solvents were removed *in vacuo* and the residue was chromatographed on silica gel eluting with hexanes:EtOAc (1:1) to afford 2-bromo-6-hydrazinopyridine as a brown solid. MS (ESI) 187.0 (M<sup>+</sup>+H), 189.0(M+H+2).

### EXAMPLE 11

#### Synthesis of 2-bromo-6-(4-pyridin-2-yl-1*H*-pyrazol-1-yl)pyridine

2-Bromo-6-hydrazinopyridine (500mg, 2.7mmol) was dissolved in ethanol (10mL) and 2-(2-pyridyl)malondialdehyde(403mg, 2.7mmol) was added. The reaction was heated at 70°C for 16h. The solvents were removed the ethanol *in vacuo* and the residue was chromatographed on silica gel eluting with hexanes:EtOAc (1:4) to afford 2-bromo-6-(4-pyridin-2-yl-1H-pyrazol-1-yl)pyridine as a light yellow solid. <sup>1</sup>H-NMR (CDCl<sub>3</sub>, 300 MHz) δ 9.0 (s, 1H), 8.62-8.61 (d, J=3 Hz 1H), 8.27(s, 1H), 7.97-7.94 (d, J=9 Hz, 1H), 7.74- 7.57 (m, 3H), 7.39-7.37(d, J=3 Hz, 1H) 7.19-7.15 (t, 1H). MS (ESI) 301.0 (M<sup>+</sup>+H), 303.0(M+H+2).

10

### COMPOUND 9

#### Synthesis of 6-fluoropyridine-2-carbonitrile

2,6 Difluoropyridine (12g, 100mmol) was dissolved in DMSO (3mL) and sodium cyanide (1.3g, 26mmol) in DMSO (100mL) was added dropwise *via* syringe pump over 16h. The reaction was then heated at 100°C for 16h. The crude mixture was then diluted with EtOAc (500mL) and washed with a mixture of brine (200mL) and H<sub>2</sub>O (500mL). The organic phase was dried (MgSO<sub>4</sub>), filtered, and concentrated *in vacuo*. The residue was chromatographed on silica gel eluting with hexanes:EtOAc (4:1) to afford 6-fluoropyridine-2-carbonitrile. MS (ESI) 122.0 (M<sup>+</sup>+H).

20

### EXAMPLE 12

#### Synthesis of 6-(4-pyridin-2-yl-1H-pyrazol-1-yl)pyridine-2-carbonitrile

2-(1H-Pyrazol-4-yl)pyridine (300mg, 2.0mmol) was dissolved in DMF (10mL), potassium carbonate (566mg, 4mmol) and 6-fluoropyridine-2-carbonitrile (250mg, 2mmol) was added. The reaction was heated at 140°C for 16h. The crude mixture was cooled to rt and diluted with EtOAc (300mL) and washed with H<sub>2</sub>O (200mL) and brine (200mL). The organic phase was dried (MgSO<sub>4</sub>), filtered, and concentrated *in vacuo*. The residue was chromatographed on silica gel eluting with hexanes:EtOAc (7:3) to afford 6-(4-pyridin-2-yl-1H-pyrazol-1-yl)pyridine-2-carbonitrile. This material was dissolved in methylene chloride (5mL) and, upon treatment with 1M HCl in diethyl ether (0.6mL), precipitated as the hydrochloride salt. M.P. 260-261°C. <sup>1</sup>H-NMR (CDCl<sub>3</sub>, 300 MHz) δ 9.67 (s, 1H), 8.83(s, 1H), 8.79-8.77 (d, J=6 Hz, 1H), 8.47-8.29(m, 4H), 8.13-8.10(m,1H) 7.77-7.73 (t, 1H). MS (ESI) 249 (M<sup>+</sup>+H).

35

**EXAMPLE 13****Synthesis of 2-[1-(3-bromophenyl)-1H-pyrazol-4-yl]pyridine**

2-(2-Pyridyl)malondialdehyde (100 mg, 0.67 mmol) and 3-bromophenylhydrazine hydrochloride (150 mg, 0.67 mmol) were suspended in ethanol (2 mL), and heated to 75°C for 8h. The reaction mixture was concentrated *in vacuo* and the residue was purified by silica gel preparative TLC eluting with hexanes:EtOAc (3:1) to afford 2-[1-(3-bromophenyl)-1H-pyrazol-4-yl]pyridine as a pale yellow solid. <sup>1</sup>H-NMR (CDCl<sub>3</sub>, 300 MHz) δ 8.61 (d, J=4.8 Hz, 1H), 8.51 (s, 1H), 8.18 (s, 1H), 7.99 (s, 1H), 7.73-7.68 (m, 2H), 7.55 (d, J=7.9 Hz, 1H), 7.43 (d, J=8.8 Hz, 1H), 7.35 (t, J=8.1 Hz, 1H), 7.17 (dd, J=4.9, 7.4 Hz, 1H). MS (ESI) 300.0, 302.0 (M<sup>+</sup>+H).

**COMPOUND 10****Synthesis of 3-(4-bromo-1H-pyrazol-1-yl)benzotrile**

3-Fluorobenzotrile (4.4mL, 40mmol), 4-bromopyrazole (6g, 40mmol) and potassium carbonate (11g, 80mmol) were weighed into a flask and flushed with Ar(g). Dry DMF (80mL) was added and the reaction mixture was stirred at 140°C for 18h. The reaction mixture was then cooled to rt and partitioned between EtOAc (200mL) and brine (100mL). The organic layer was separated and the aqueous layer was washed with EtOAc (3 x 150mL), the combined organic layers were washed with brine (3 x 50mL), dried over Na<sub>2</sub>SO<sub>4</sub>, filtered and concentrated to afford a solid. This was recrystallized from EtOAc/hexane to give 3-(4-bromo-1H-pyrazol-1-yl)benzotrile as a beige solid.

**COMPOUND 11****Synthesis of 3-[4-(4,4,5,5-tetramethyl-1,3,2-dioxaborolan-2-yl)-1H-pyrazol-1-yl]benzotrile**

3-(4-Bromo-1H-pyrazol-1-yl)benzotrile (4.4g, 18mmol), bis(pinacolato)diborane (5g, 20mmol), potassium acetate (5.3g, 54mmol) and Pd(dppf)<sub>2</sub>Cl<sub>2</sub>.CHCl<sub>3</sub> (1.47g, 1.8mmol) were weighed into a flask and flushed with Ar(g). Dry 1,4-dioxane (100mL) was added, the reaction mixture degassed for 10min with Ar(g) and then heated to 80°C. After 18h, the reaction mixture was cooled to rt and partitioned between EtOAc (100mL) and brine (100mL) and filtered through Celite. The organic layer was separated and the aqueous layer was washed with EtOAc (3 x 70mL), dried over Na<sub>2</sub>SO<sub>4</sub>, filtered and concentrated to an oil. This was

purified by chromatography on silica gel eluting with EtOAc:hexane (2:8) to afford 3-[4-(4,4,5,5-tetramethyl-1,3,2-dioxaborolan-2-yl)-1H-pyrazol-1-yl]benzotrile as an orange solid.

5

#### EXAMPLE 14

##### Synthesis of 3-(4-pyrazin-2-yl-1H-pyrazol-1-yl)benzotrile

3-[4-(4,4,5,5-Tetramethyl-1,3,2-dioxaborolan-2-yl)-1H-pyrazol-1-yl]benzotrile (446mg, 1.5mmol), cesium fluoride (912mg, 6mmol) and tetrakis(triphenylphosphino) palladium (0) (173mg, 0.15mmol) were weighed into a flask and flushed with Ar(g). Dry DME (20mL) was added, the reaction mixture degassed for 10min. with Ar(g) and then heated to 95°C. After 18h, the reaction mixture was cooled to rt and partitioned between EtOAc (50mL) and brine (50mL). The organic layer was separated and the aqueous layer was washed with EtOAc (3 x 50mL), dried over Na<sub>2</sub>SO<sub>4</sub>, filtered and concentrated onto silica gel. This was purified by chromatography on silica gel eluting with EtOAc:hexane (7:3) to give 3-(4-pyrazin-2-yl-1H-pyrazol-1-yl)benzotrile as a white solid. This was dissolved in dichloromethane and HCl (1M in Et<sub>2</sub>O) was added to give a fine precipitate. The solvent was removed *in vacuo* and the residue reconstituted in Et<sub>2</sub>O. The precipitate was removed by filtration washing with Et<sub>2</sub>O to give the hydrochloride salt of 3-(4-pyrazin-2-yl-1H-pyrazol-1-yl)benzotrile.

15

<sup>1</sup>H-NMR (CDCl<sub>3</sub>, 300 MHz) δ9.42 (s, 1H), 9.13 (s, 1H), 8.66 (m, 1H), 8.51–8.53 (m, 2H), 8.45 (m, 1H), 8.30–8.32 (m, 1H), 7.84–7.87 (m, 1H), 7.77 (dd, 1H).

MS 248.0 (M+H)<sup>+</sup>.

25

#### COMPOUND 12

##### Synthesis of 3-fluoro-5-(4-iodo-1H-pyrazol-1-yl)benzotrile

To a solution of 4-iodopyrazole (1.67 g, 8.63 mmol) in DMF (40 mL) is added NaH (9.35 mmol, 374 mg of 60% dispersion in oil). Reaction was stirred for 15 min at 60°C, then 3,5-difluorobenzotrile (1.0 g, 7.19 mmol) was added and the mixture was warmed to 125°C. After 1 hr, TLC analysis showed disappearance of starting 3,5-difluorobenzotrile. Reaction was cooled to room temperature and poured in to a separatory funnel containing 1:1 hexanes:EtOAc (200 mL) and 10% brine (100 mL).

30

The organic layer was washed with additional 10% brine (2X50 mL), then dried over MgSO<sub>4</sub>, filtered, and concentrated *in vacuo*. Residue was then dissolved in hot EtOAc (ca. 300 mL) and allowed to cool overnight. The product-containing mother liquor was decanted away from the resulting solid material and concentrated *in vacuo* to afford 3-fluoro-5-(4-iodo-1*H*-pyrazol-1-yl)benzotrile as a white solid. <sup>1</sup>H NMR (CDCl<sub>3</sub>, 500 MHz) δ 7.99 (s, 1H), 7.78 (s, 1H), 7.76 (s, 1H), 7.68-7.72 (m, 1H), 7.29-7.31 (m, 1H).

### EXAMPLE 15

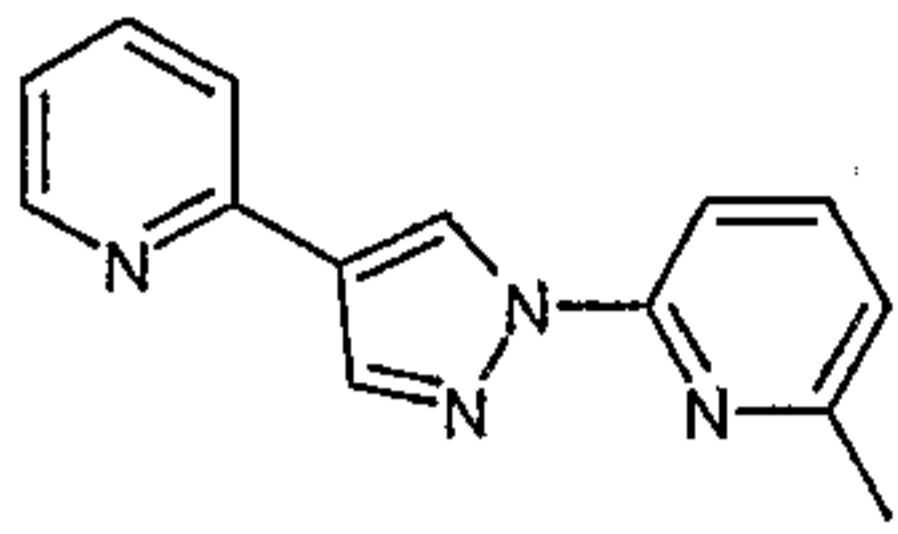
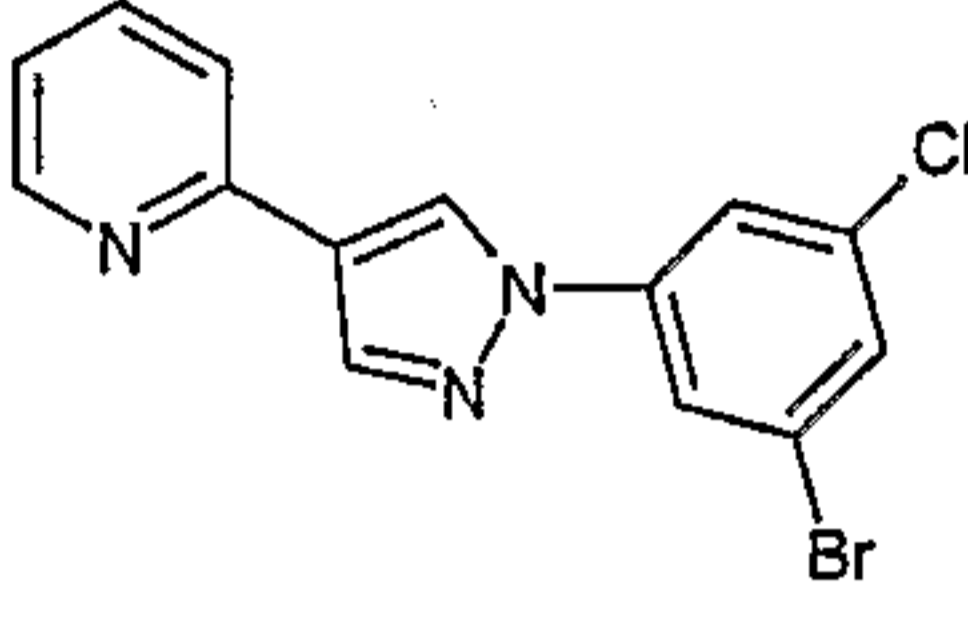
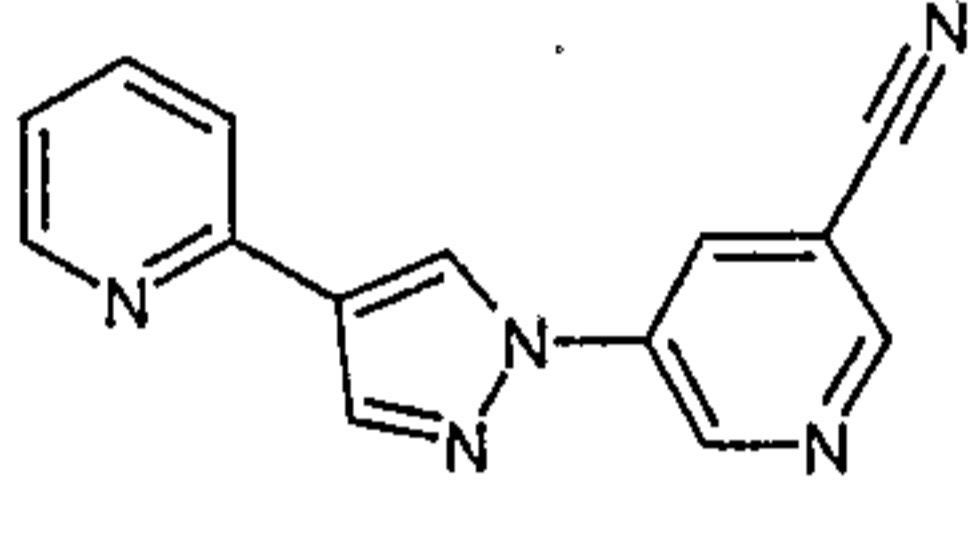
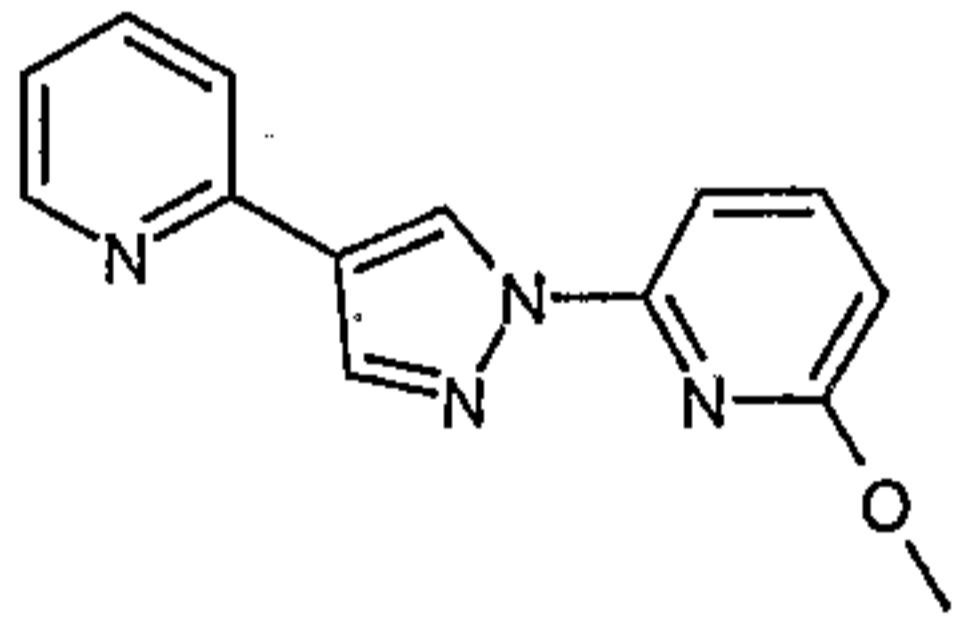
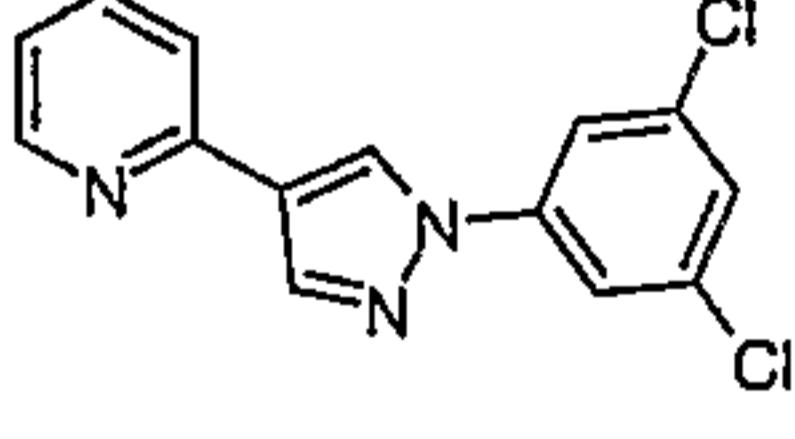
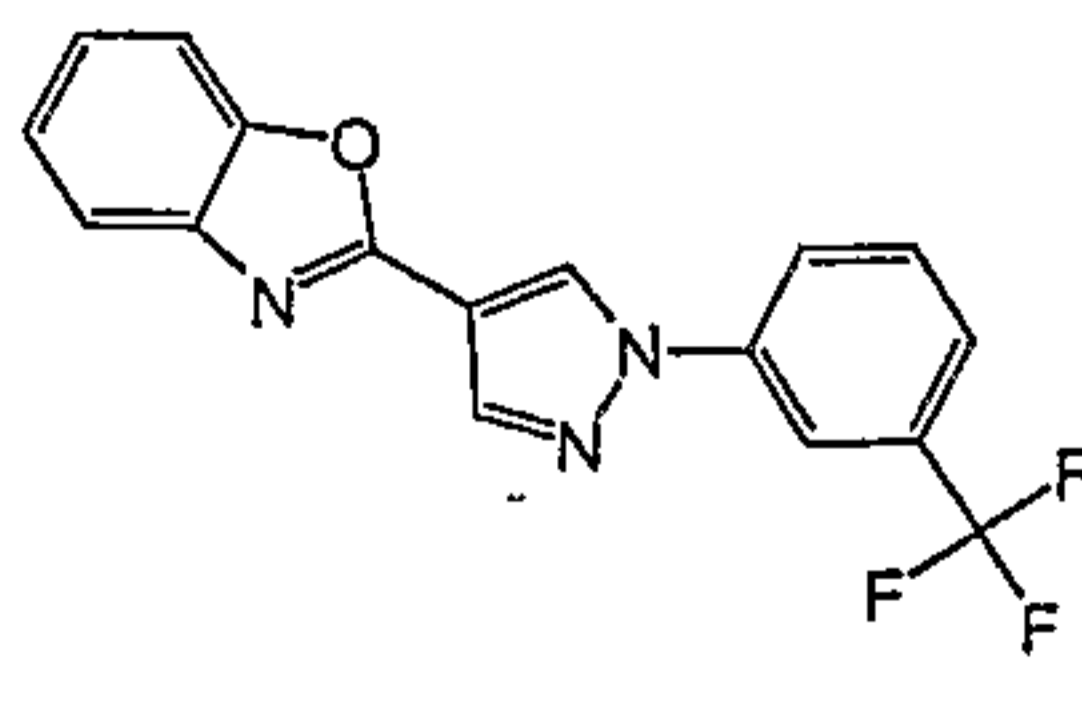
#### 10 Synthesis of 3-(1'*H*-1,4'-bipyrazol-1'-yl)-5-fluorobenzotrile

To a sealed tube containing dry, deoxygenated dioxane (1 mL) was added 3-fluoro-5-(4-iodo-1*H*-pyrazol-1-yl)benzotrile (313 mg, 1.0 mmol), pyrazole (88 mg, 1.3 mmol), *trans*-diaminocyclohexane (24 μL, 0.2 mmol), potassium carbonate (304 mg, 15 2.2 mmol), and CuI (4 mg, 0.02 mmol). The reaction was capped and heated with stirring for 48 hr at 100°C. The resulting mixture was partitioned with EtOAc (10 mL) and H<sub>2</sub>O (10 mL). The organic layer was dried over MgSO<sub>4</sub>, filtered, and concentrated *in vacuo* on to a plug of silica gel, which was loaded on to a prepacked column and purified via automated flash chromatography utilizing a 5-35% 20 EtOAc/Hexanes gradient to afford 3-(1'*H*-1,4'-bipyrazol-1'-yl)-5-fluorobenzotrile as a white solid. <sup>1</sup>H NMR (CDCl<sub>3</sub>, 500 MHz) δ 8.48 (s, 1H), 8.04 (s, 1H), 7.96 (m, 1H), 7.85-7.88 (m, 2H), 7.71 (d, 1H), 7.36 (m, 1H), 6.50 (m, 1H). MS (ESI) 254.15 (M<sup>+</sup>+H).

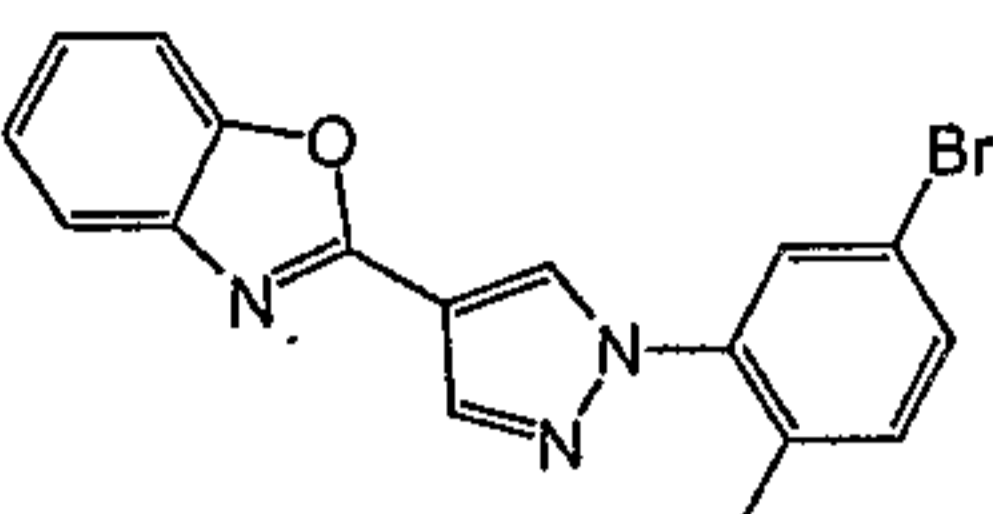
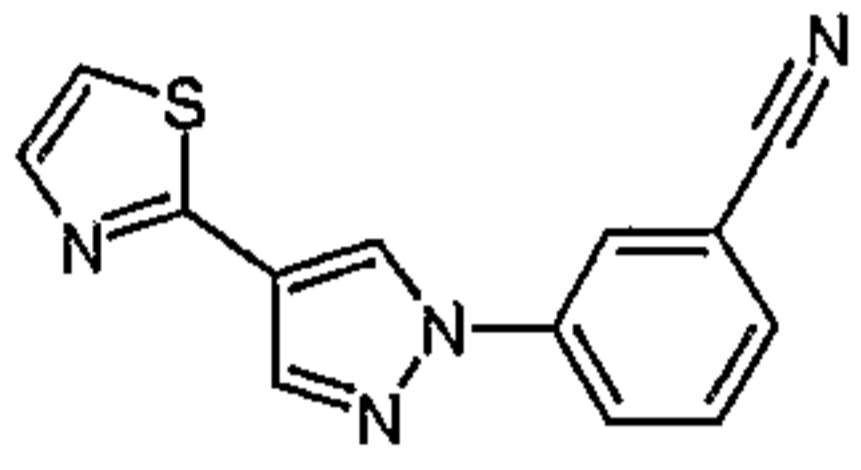
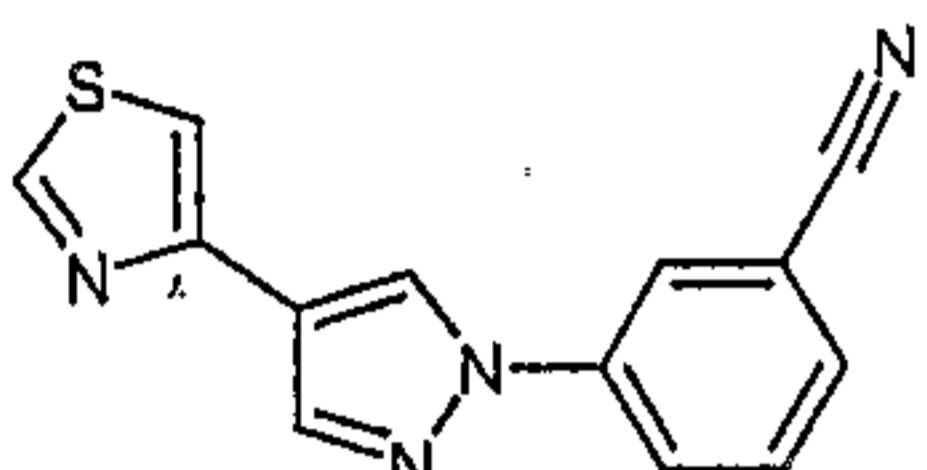
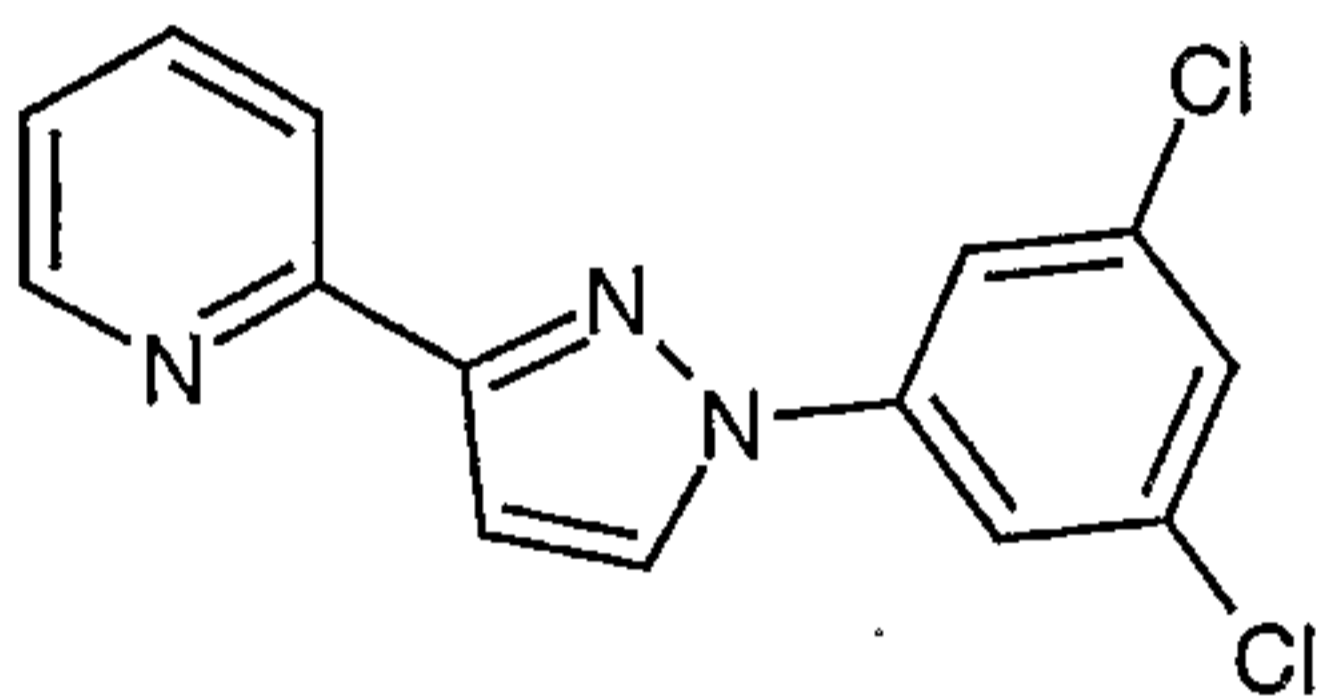
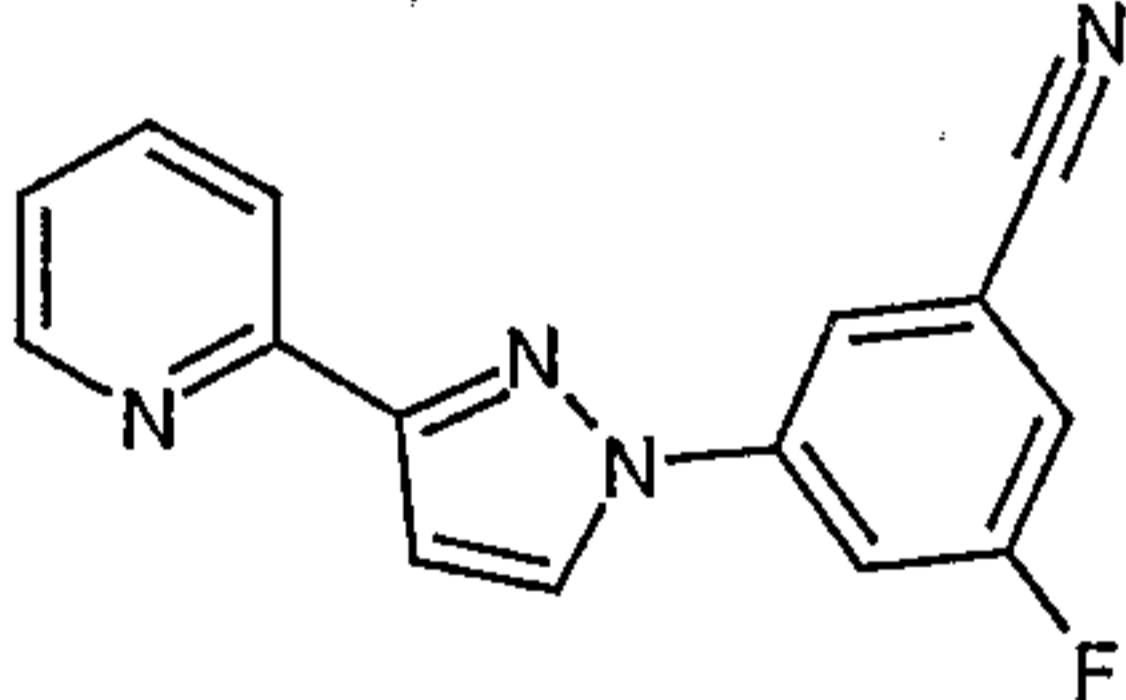
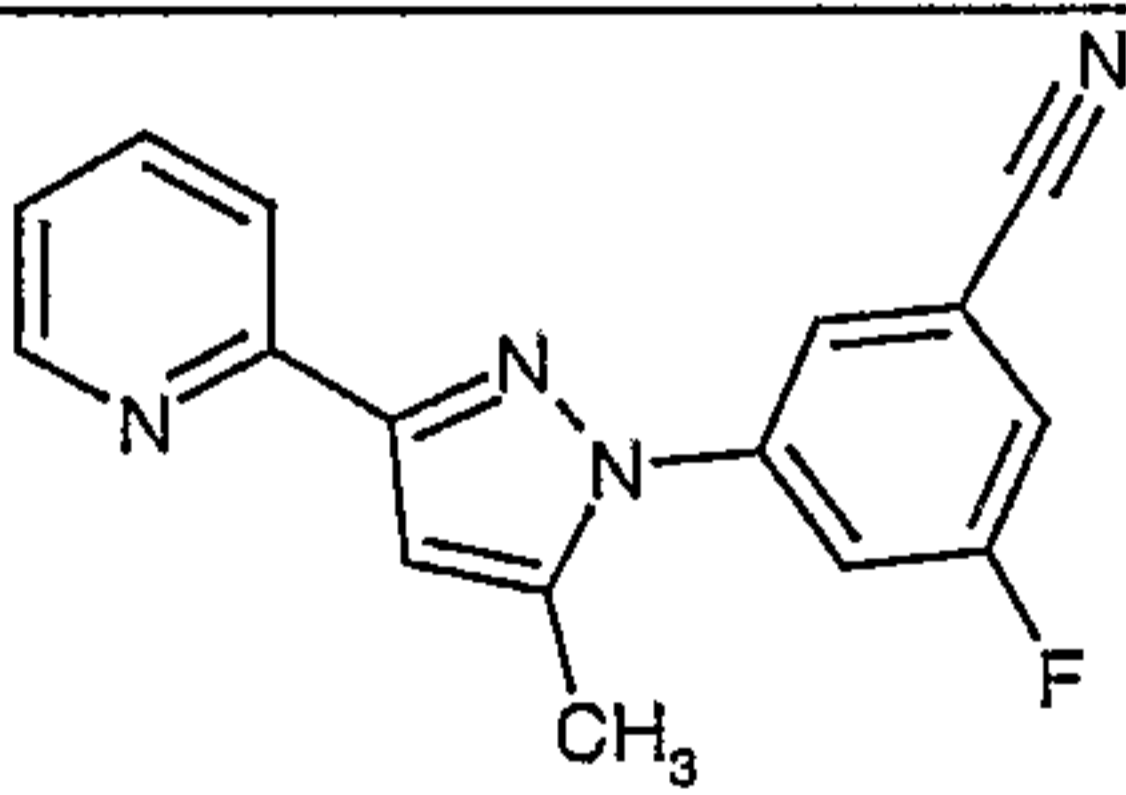
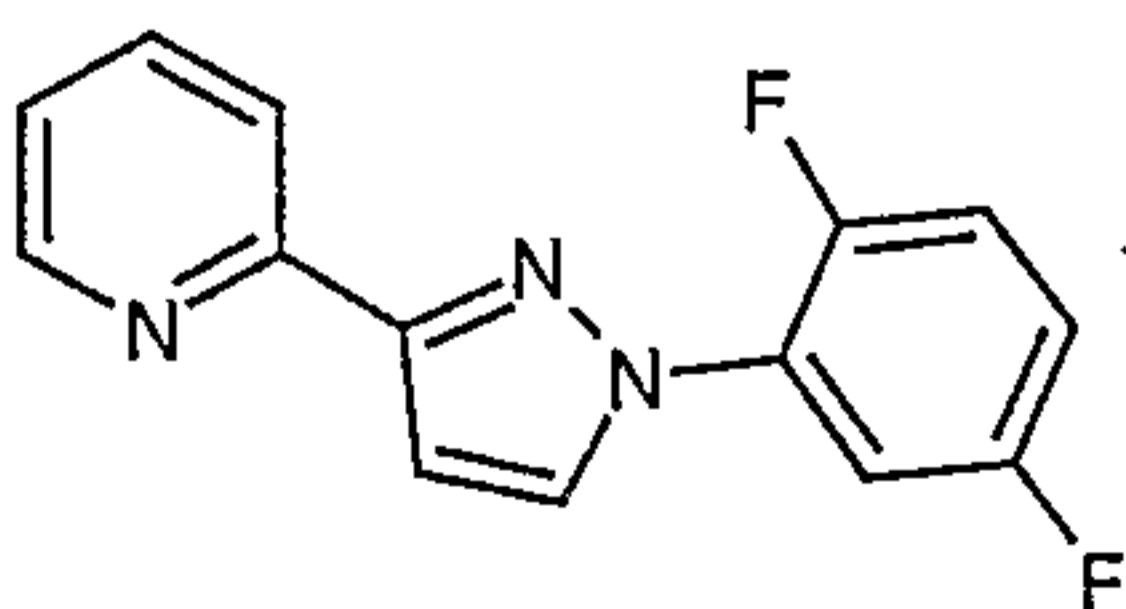
25

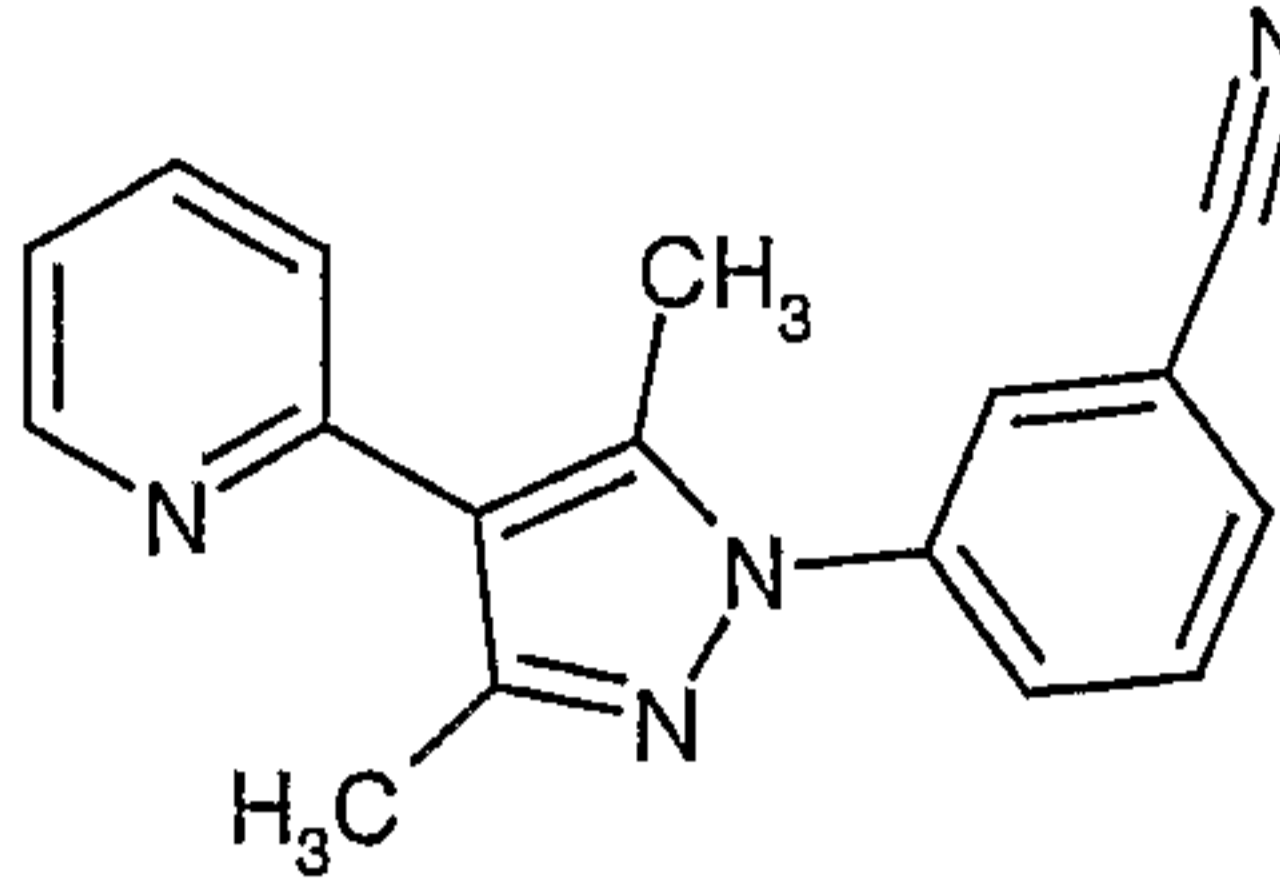
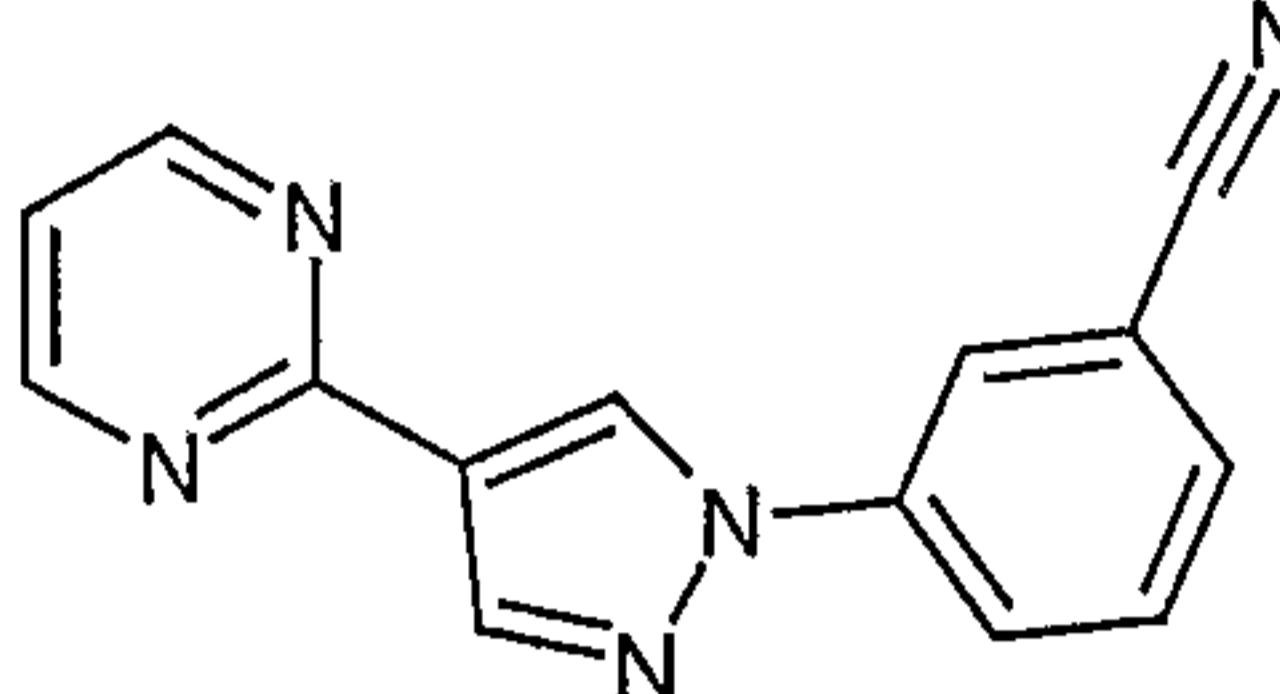
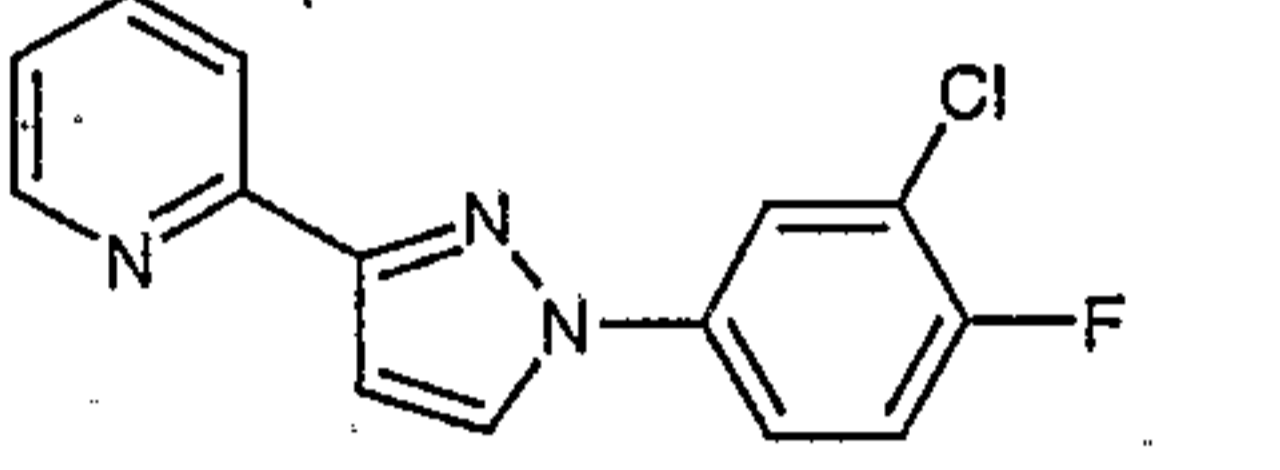
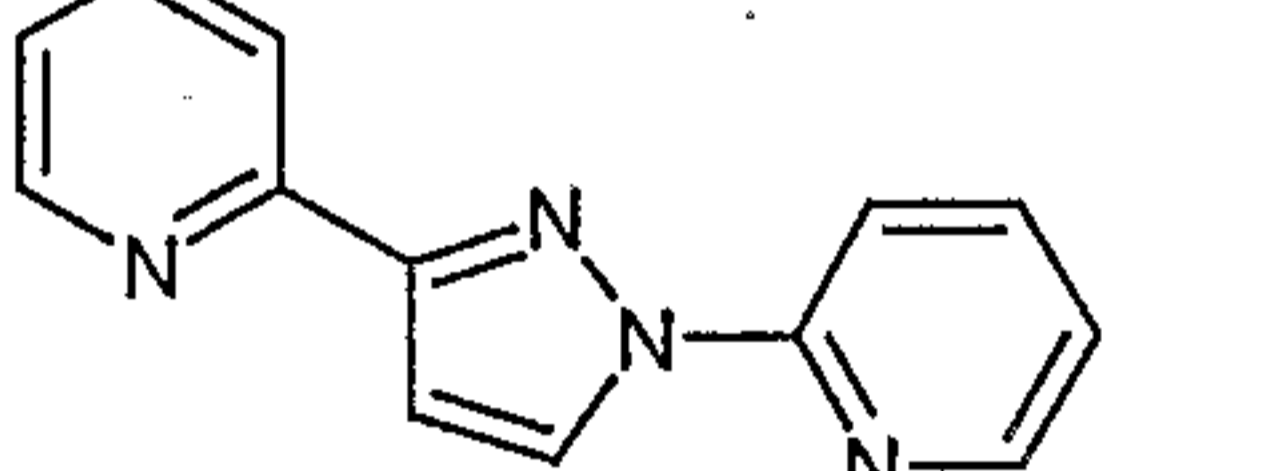
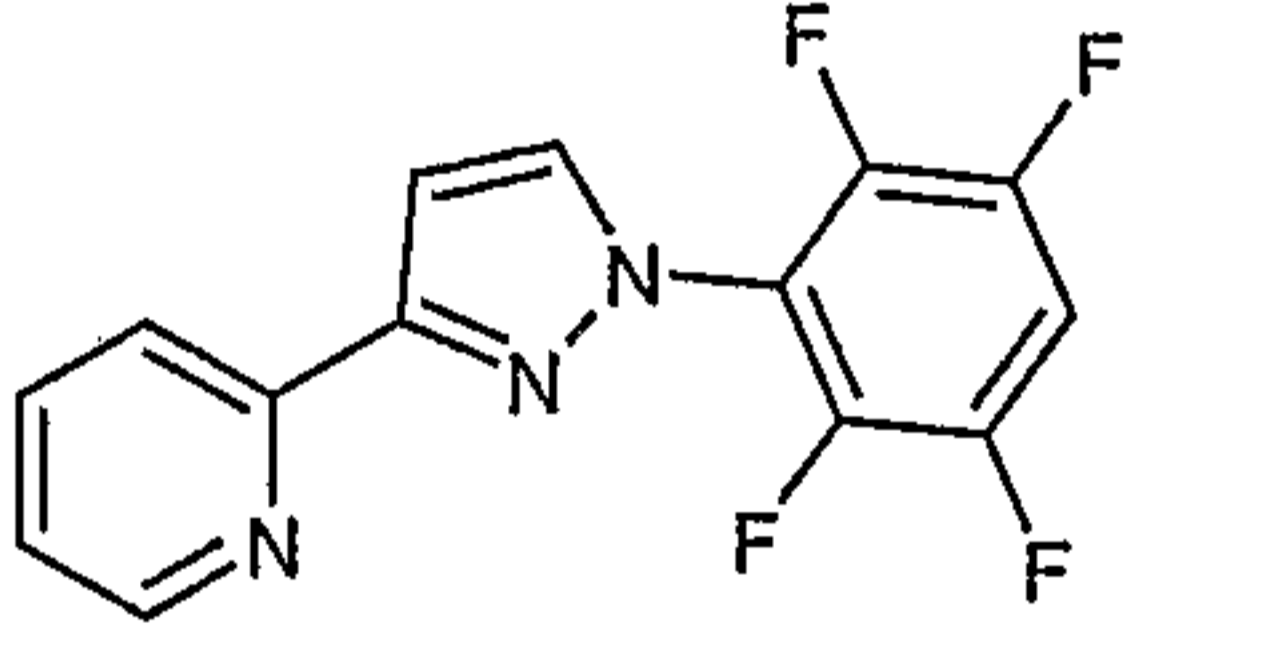
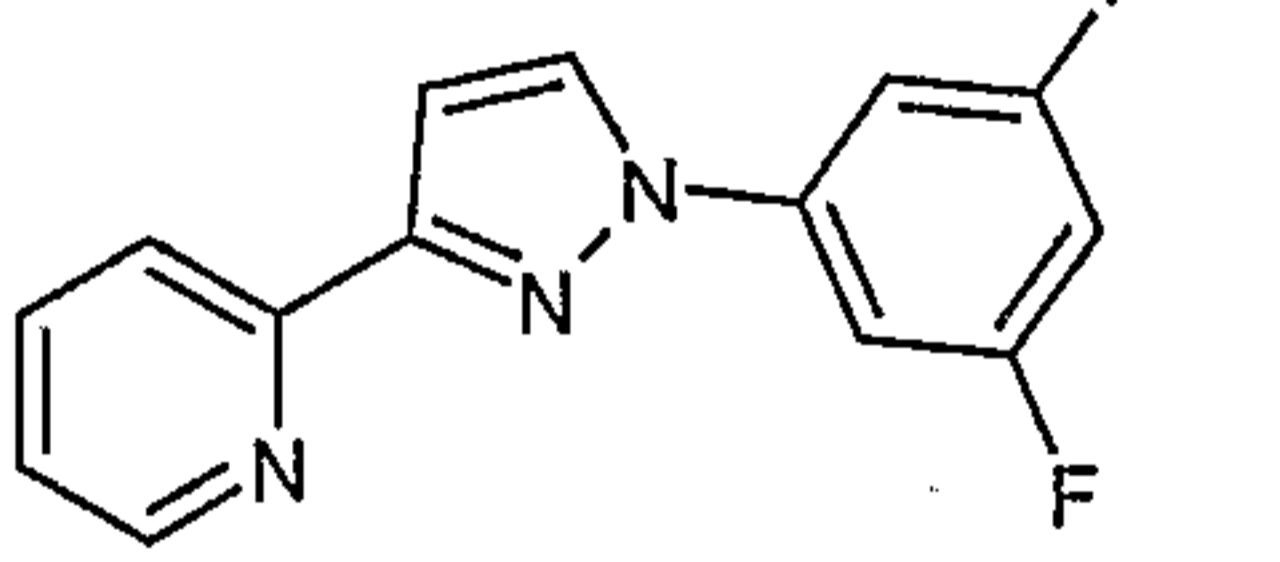
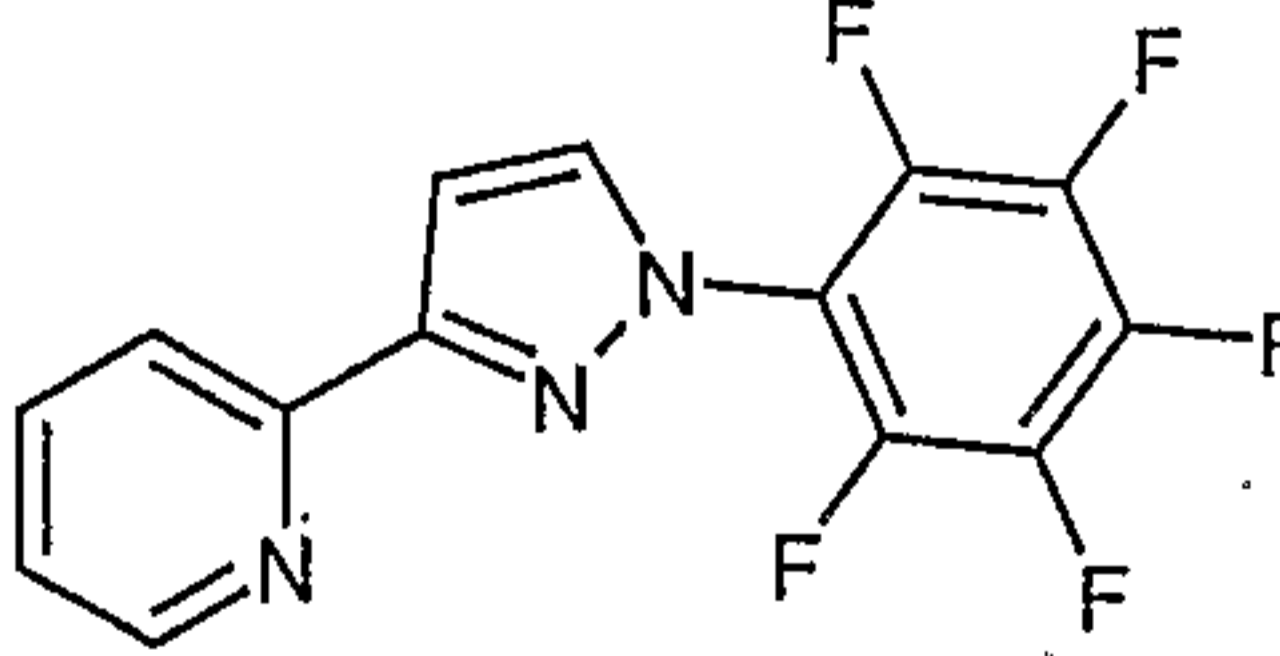
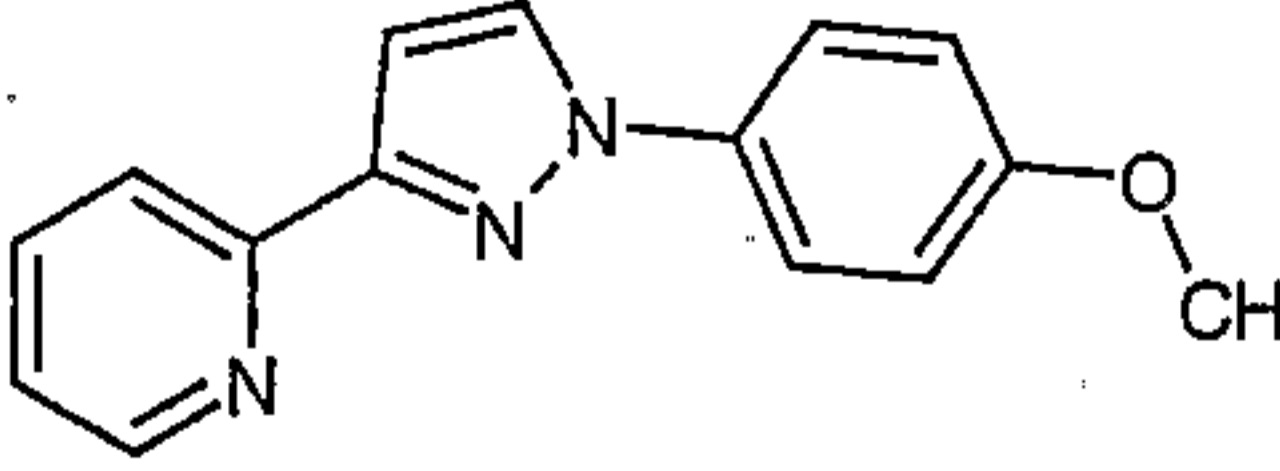
**EXAMPLE 16** to **EXAMPLE 277** shown below were prepared similarly to the schemes and procedures described above (ND = not determined).

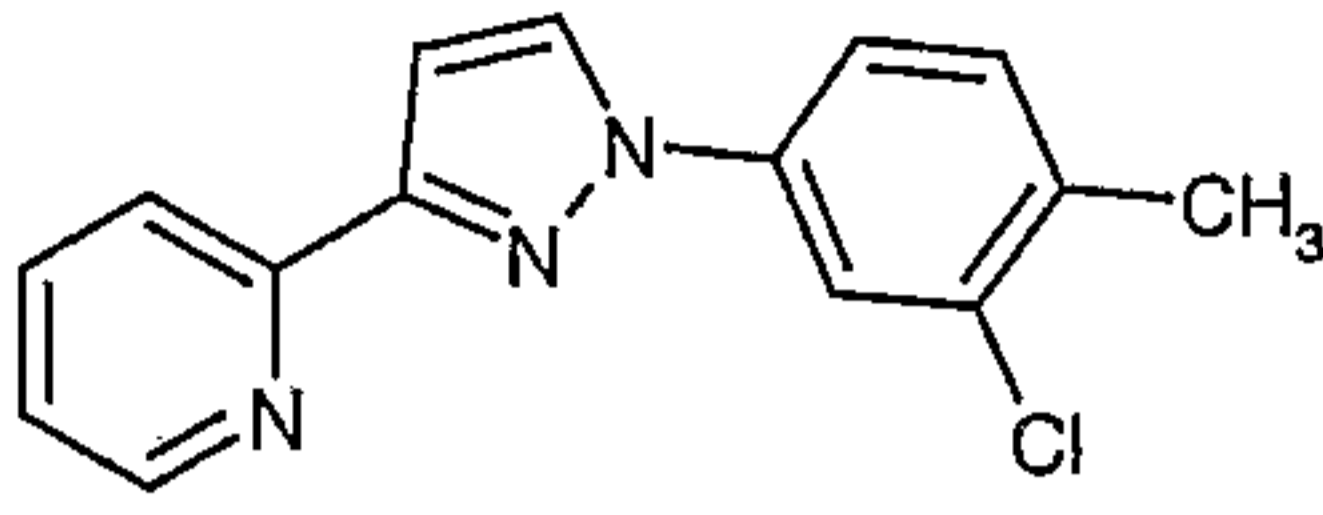
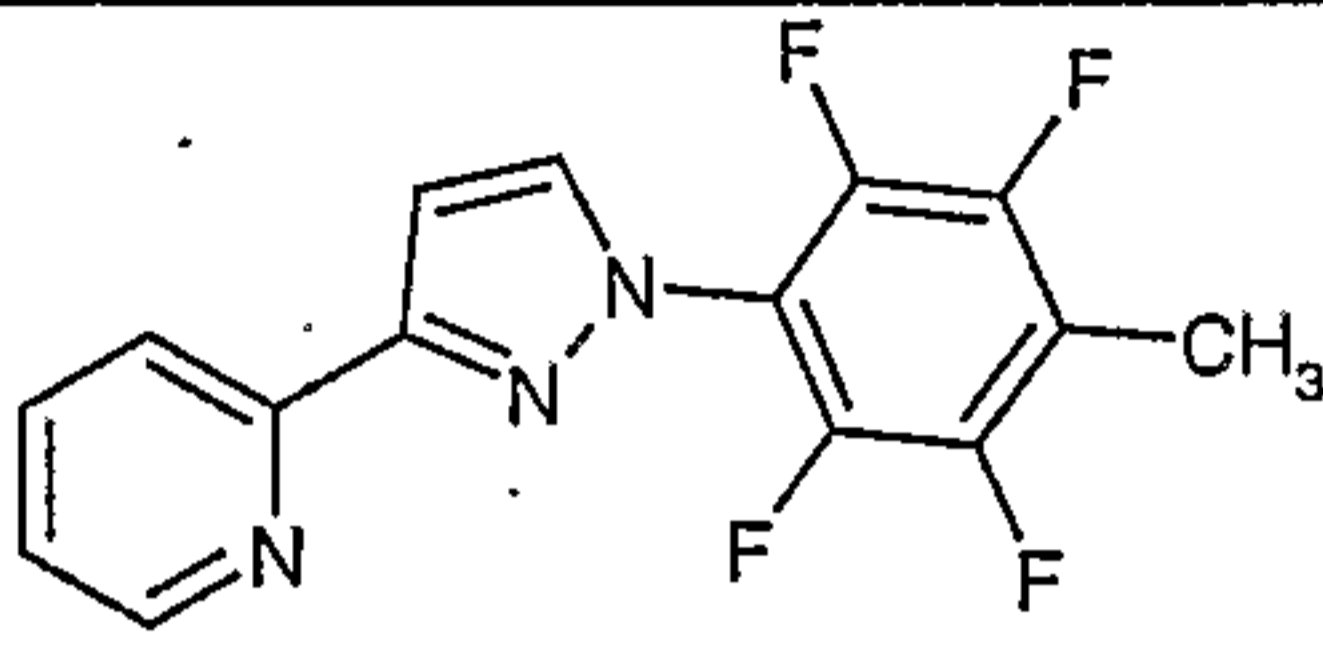
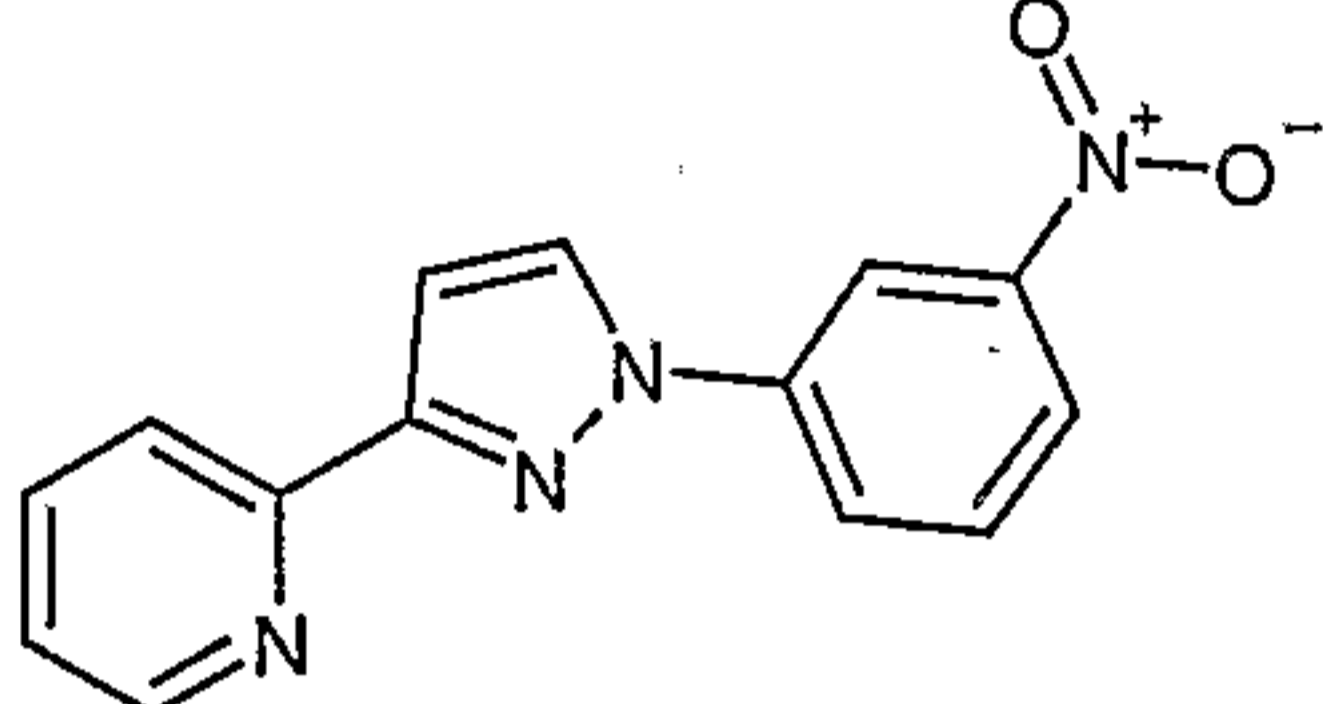
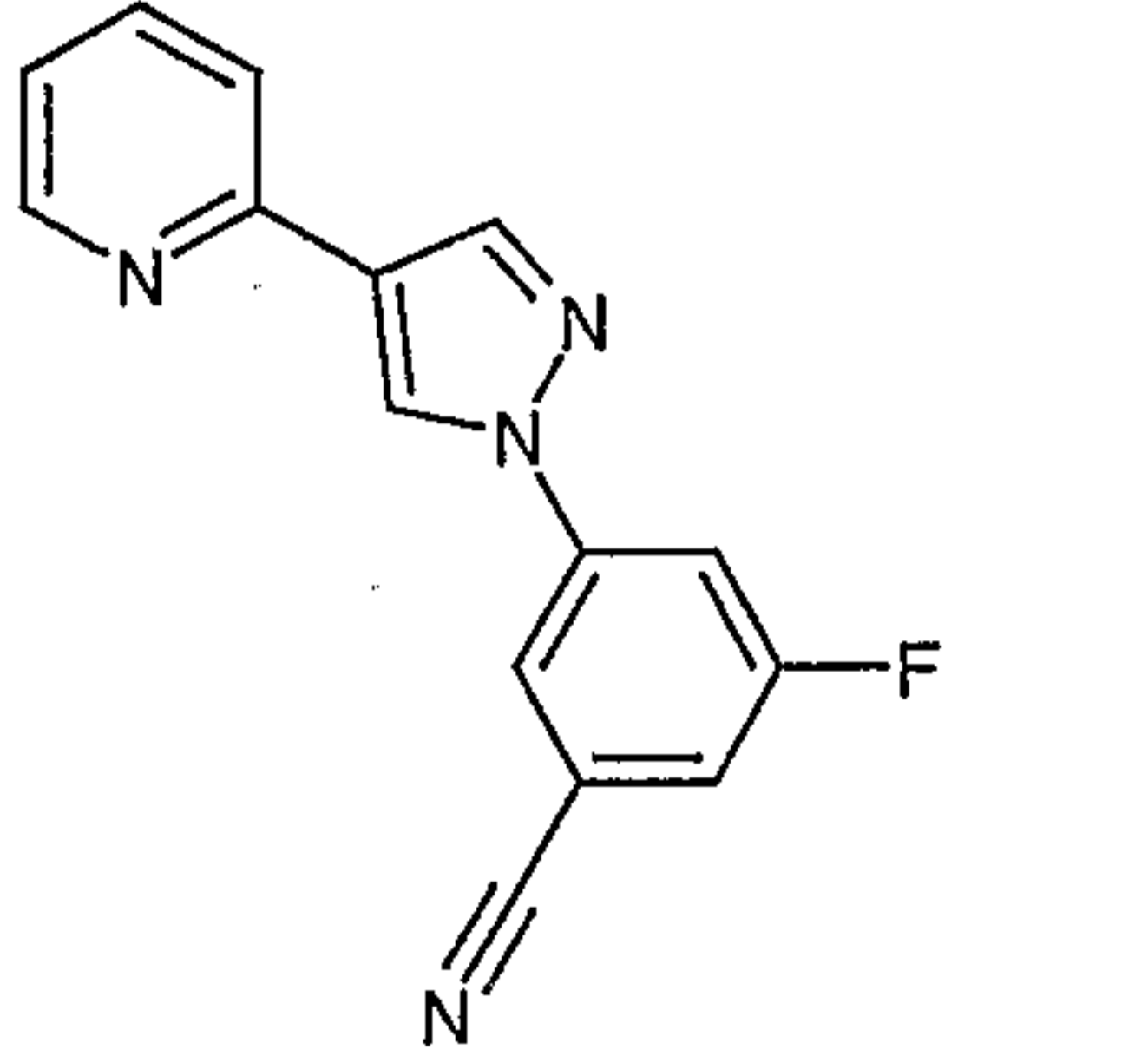
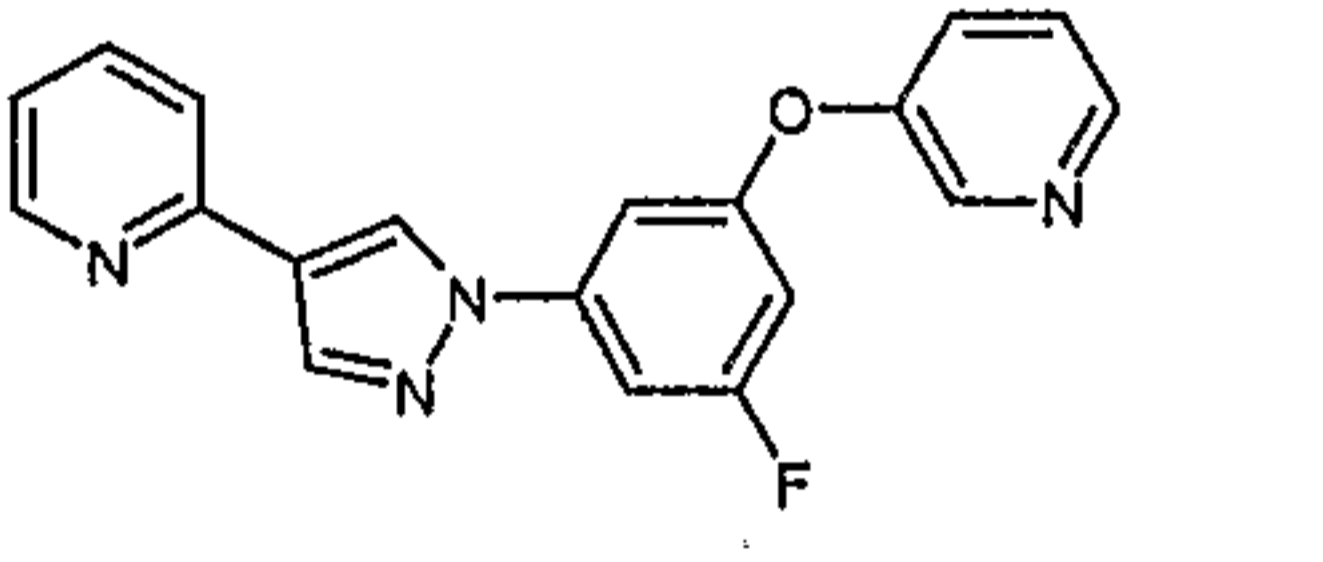
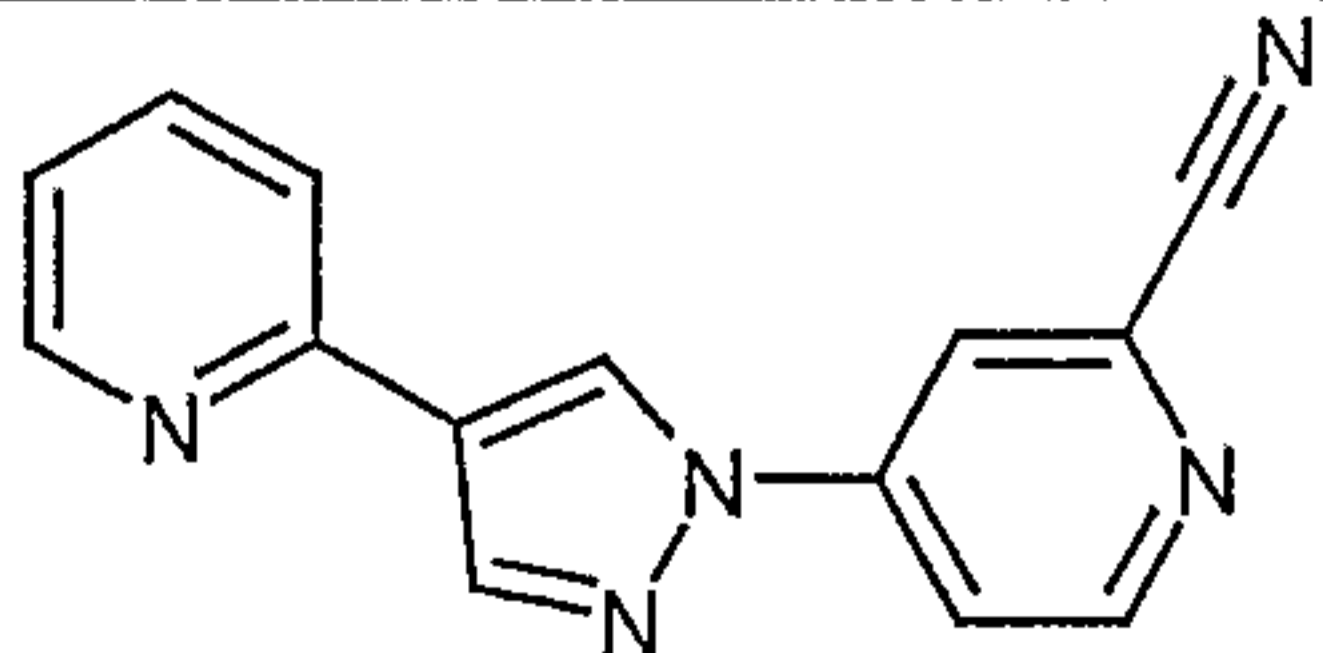
EXAMPLE	Structure	<sup>1</sup> H NMR (δ)	MS (ESI)
---------	-----------	------------------------	----------

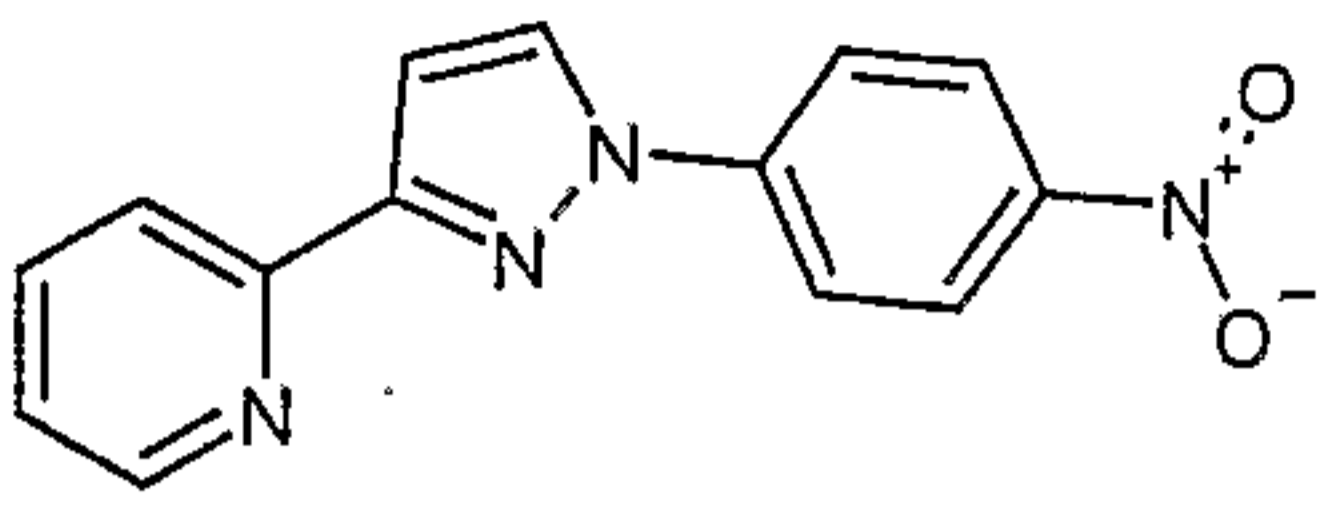
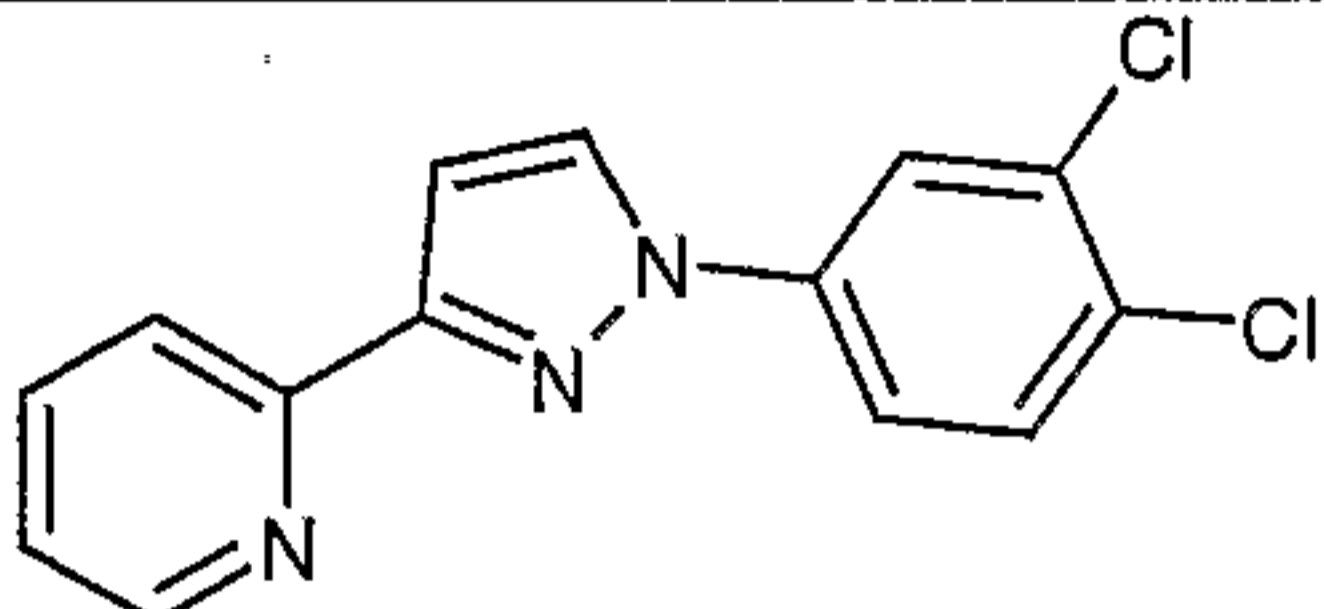
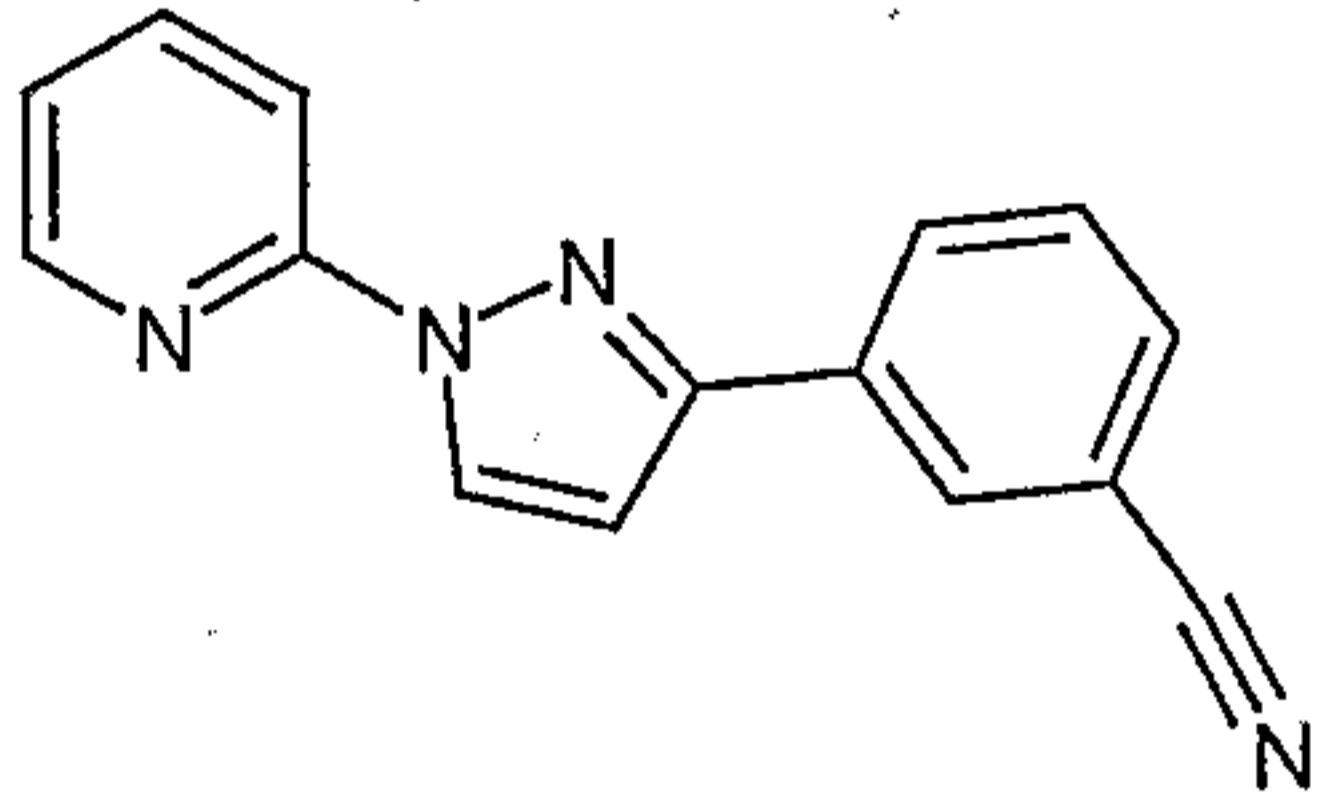
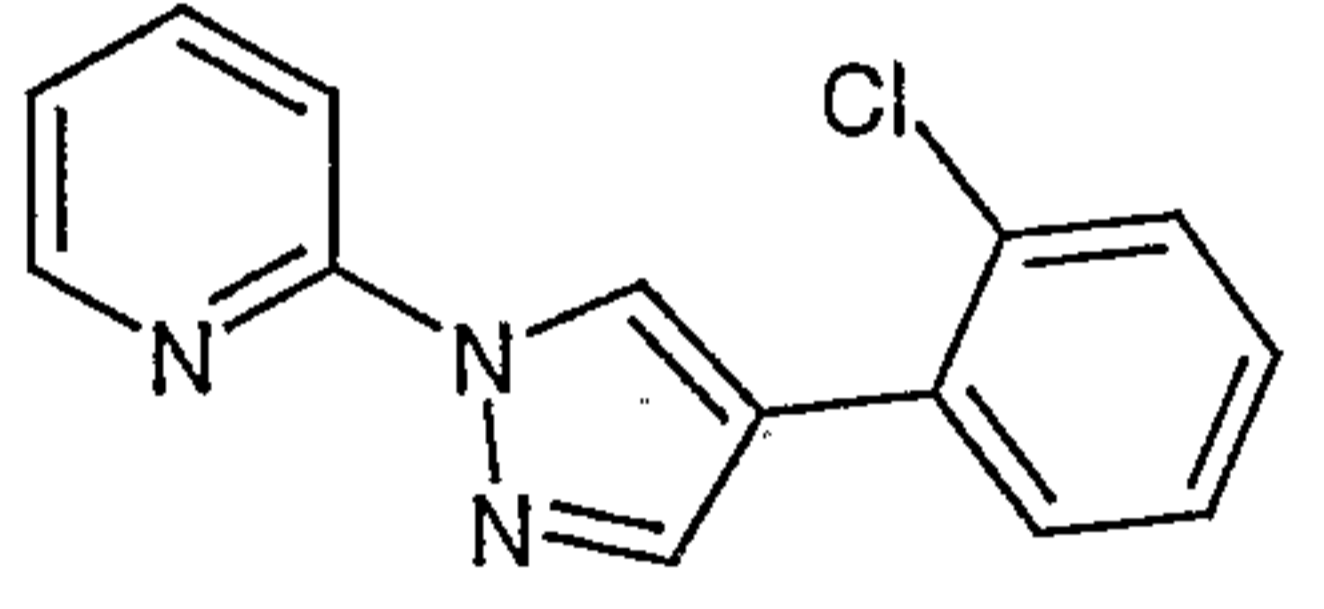
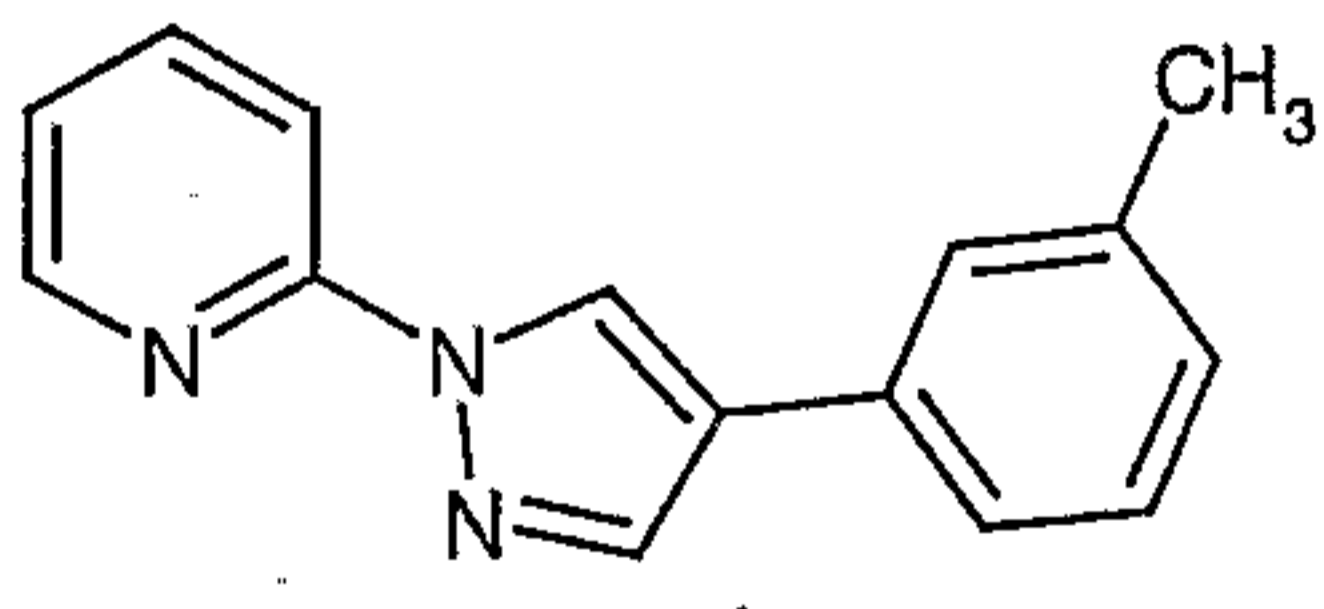
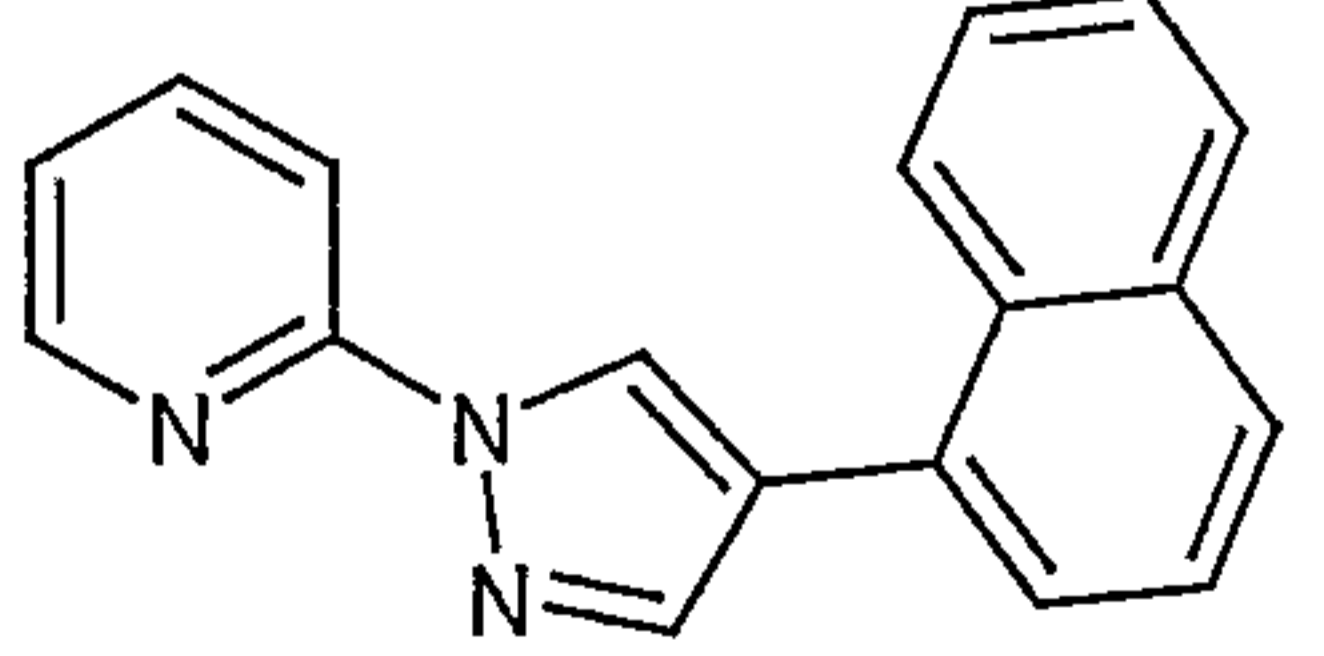
EXAMPLE	Structure	<sup>1</sup> H NMR (δ)	MS (ESI)
16		9.57 (s, 1H), 8.73-8.71 (d, 1H), 8.61-8.56 (t, 1H), 8.52 (s, 1H), 8.46-8.43 (d, 1H), 7.92-7.84 (m, 3H), 7.31-7.28 (d, 1H), 2.60 (s, 3H).	MS 237 (M <sup>+</sup> +H).
17		8.63-8.61 (m, 1H), 8.49, (s, 1H), 8.20 (s, 1H), 7.89-7.87 (t, 1H), 7.78-7.77 (t, 1H), 7.74-7.71 (dd, 1H), 7.59-7.55 (d, 1H), 7.46-7.45 (t, 1H), 7.22-7.18 (m, 1H).	MS 304.0 (M <sup>+</sup> +H), 306.0 (M+H+2), 308.0(M+4).
18		9.63 (s, 1H), 9.45-9.44 (d, 1H), 9.04-9.03 (d, 1H), 8.85-8.84 (t, 1H), 8.74 (s, 1H), 8.71-8.70 (d, 1H), 8.29-8.24 (t, 1H), 8.12-8.10 (d, 1H), 7.63-7.59 (t, 1H)	MS 248.0 (M <sup>+</sup> +H)
19		9.5 (s, 1H), 8.72-8.71 (d, 1H), 8.58-8.47 (m, 4H), 7.88-7.81 (m, 2H), 7.55-7.52 (d, 1H), 6.80-6.77 (d, 1H), 4.02 (s, 3H).	MS 253.0 (M <sup>+</sup> +H).
20		8.61-8.60 (d, 1H), 8.48 (s, 1H), 8.22 (s, 1H), 7.72-7.70 (m, 3H), 7.56-7.54 (d, 1H), 7.30-7.29 (m, 1H), 7.19-7.17 (dd, 1H).	MS 290.0, 292.0 (M <sup>+</sup> +H).
21		8.73 (s, 1H), 8.43 (s, 1H), 8.11 (s, 1H), 8.00-7.99 (d, 1H), 7.80-7.76 (m, 1H), 7.71-7.63 (m, 2H), 7.61-7.58 (m, 1H), 7.41-7.40 (t, 1H), 7.39-7.37 (t, 1H).	MS 330.07 (M <sup>+</sup> +H).



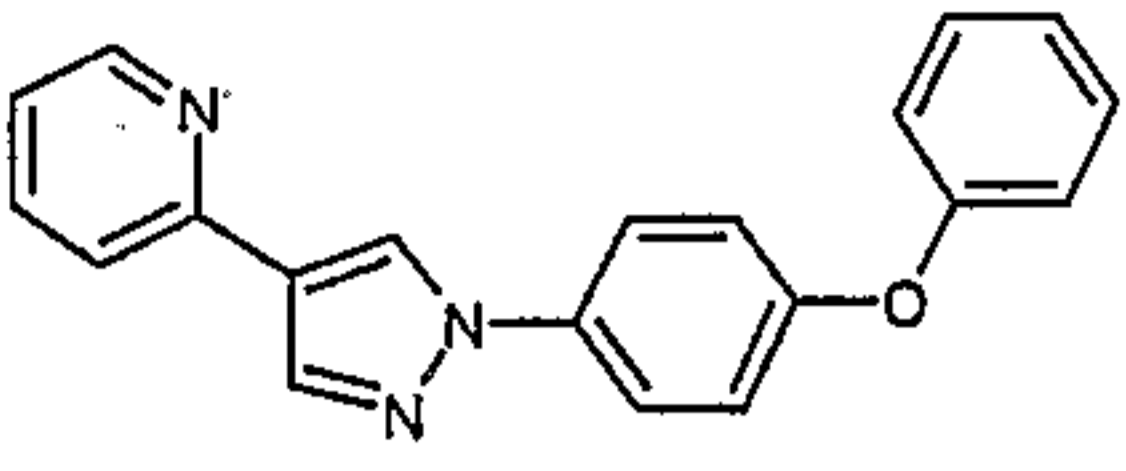
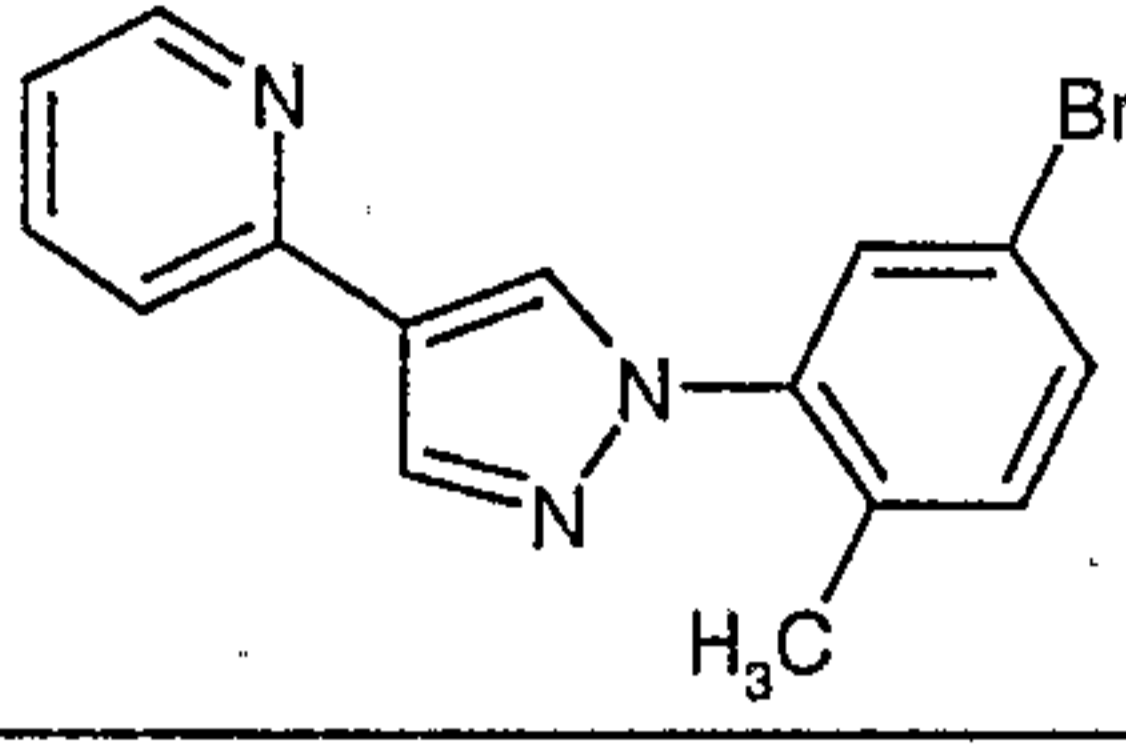
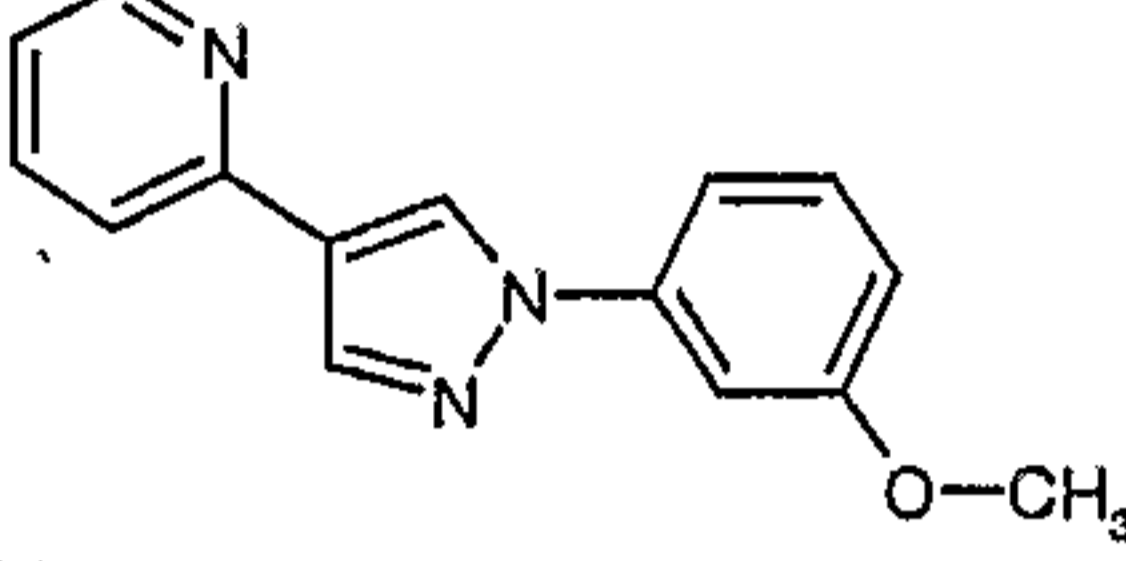
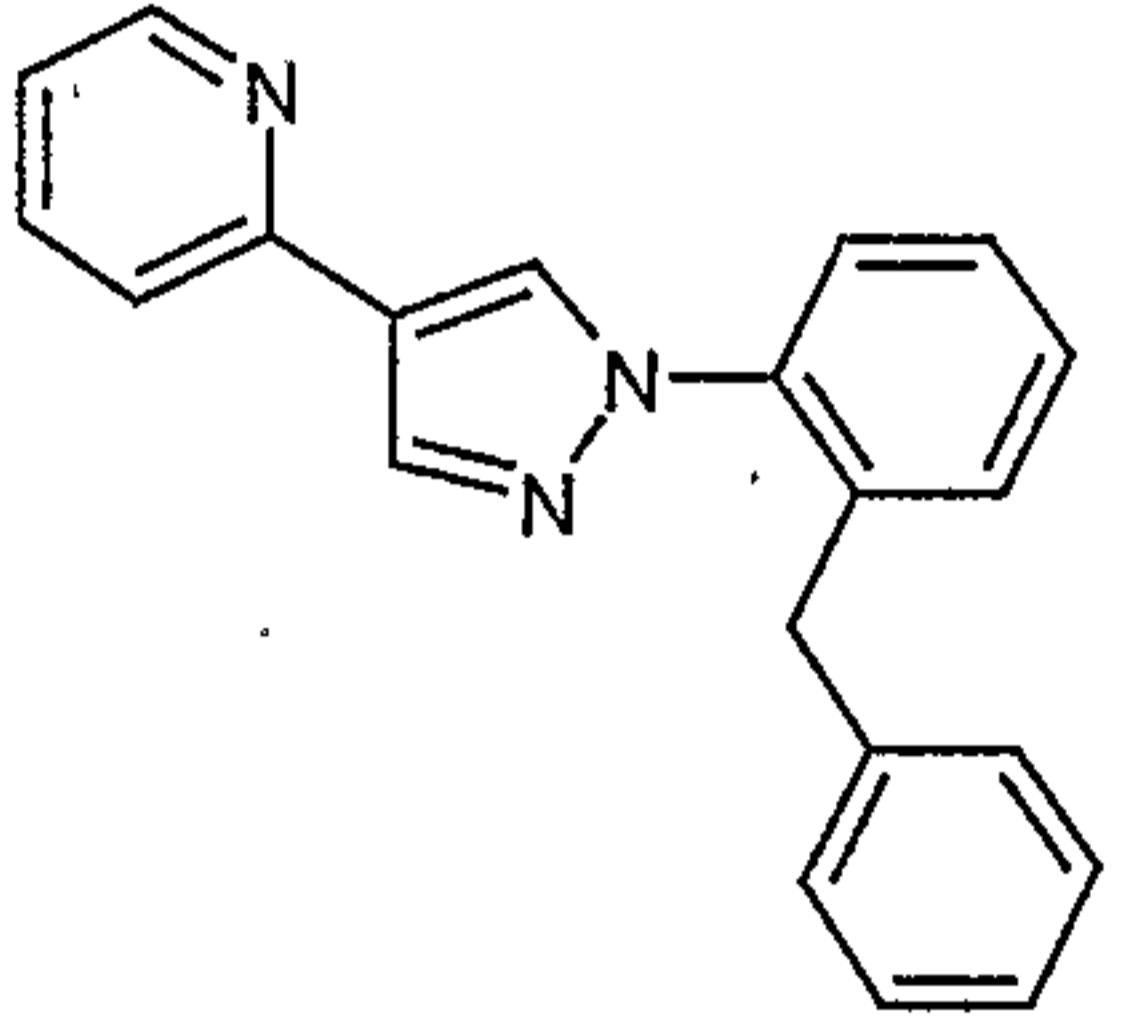
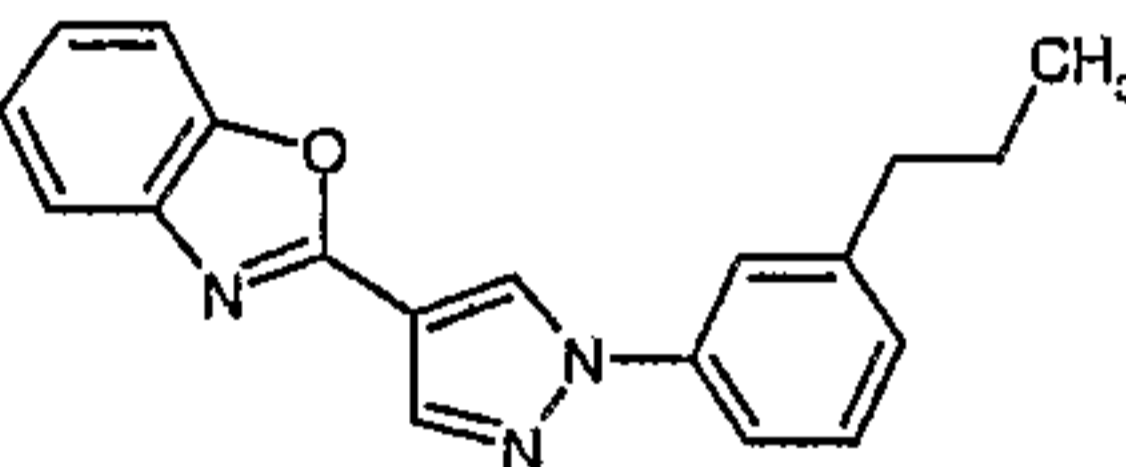
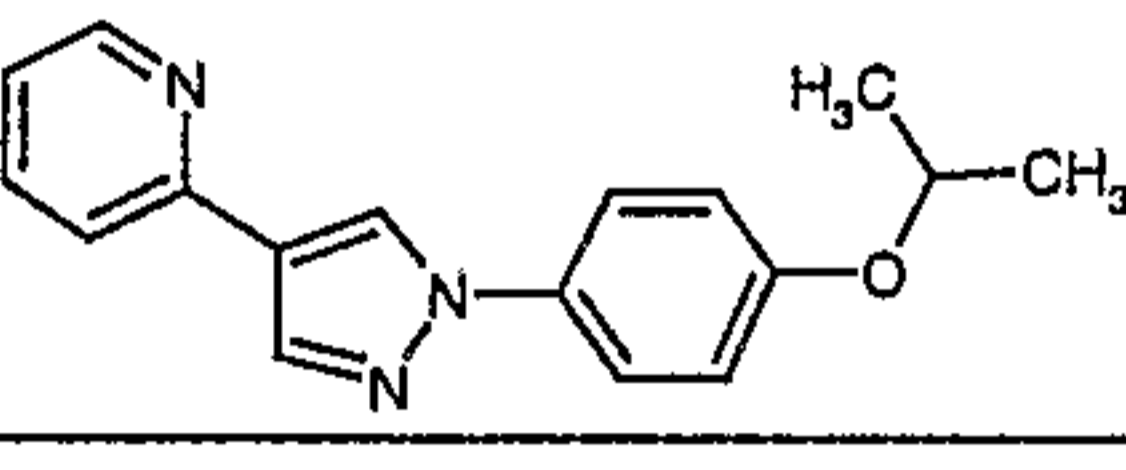
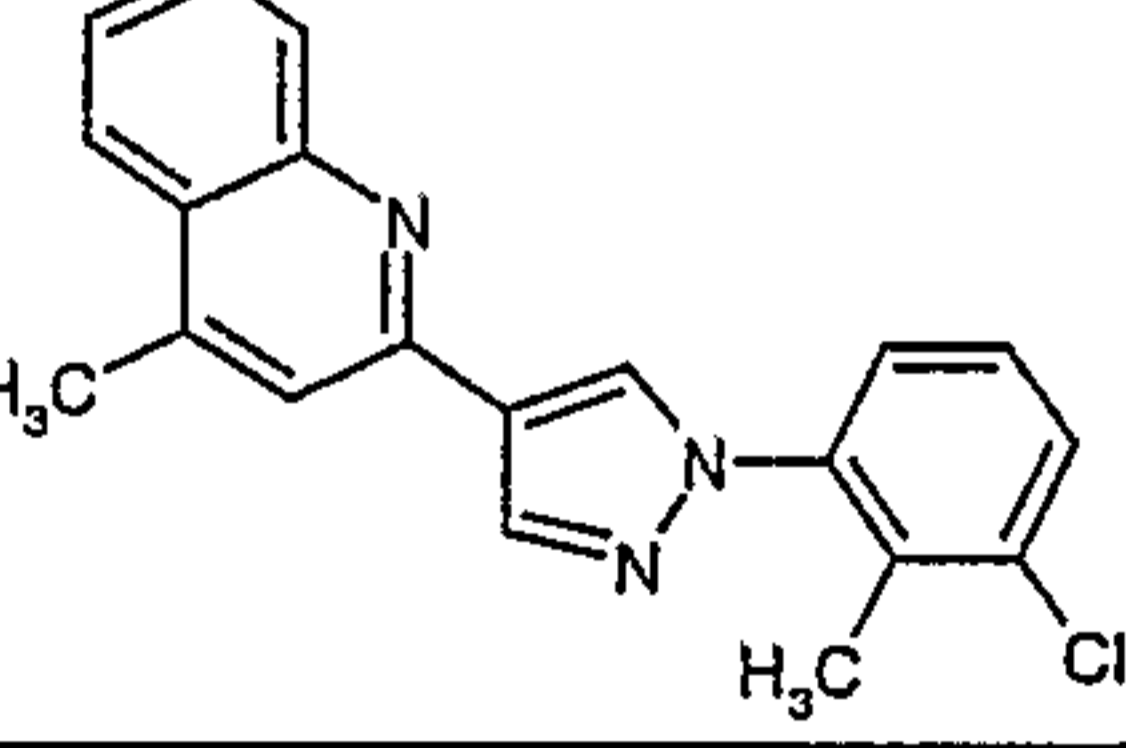
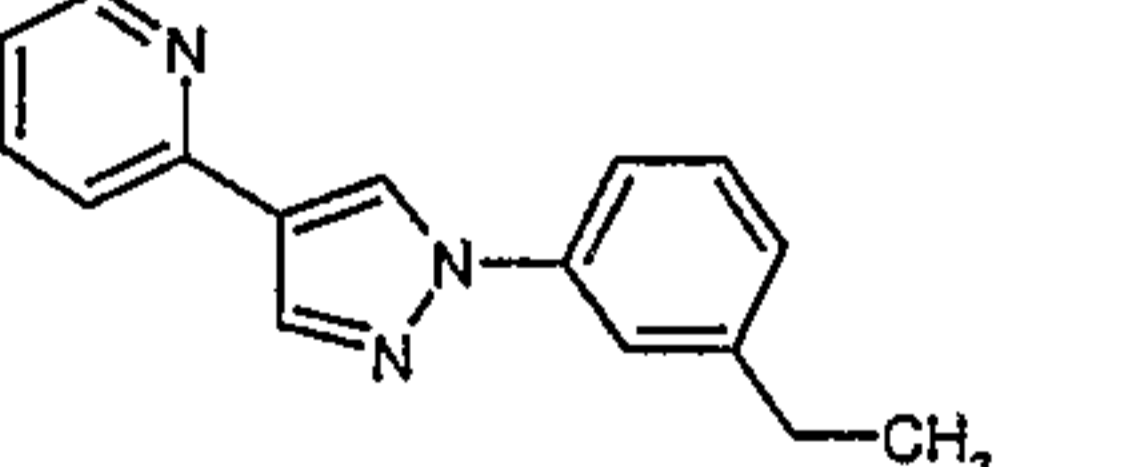
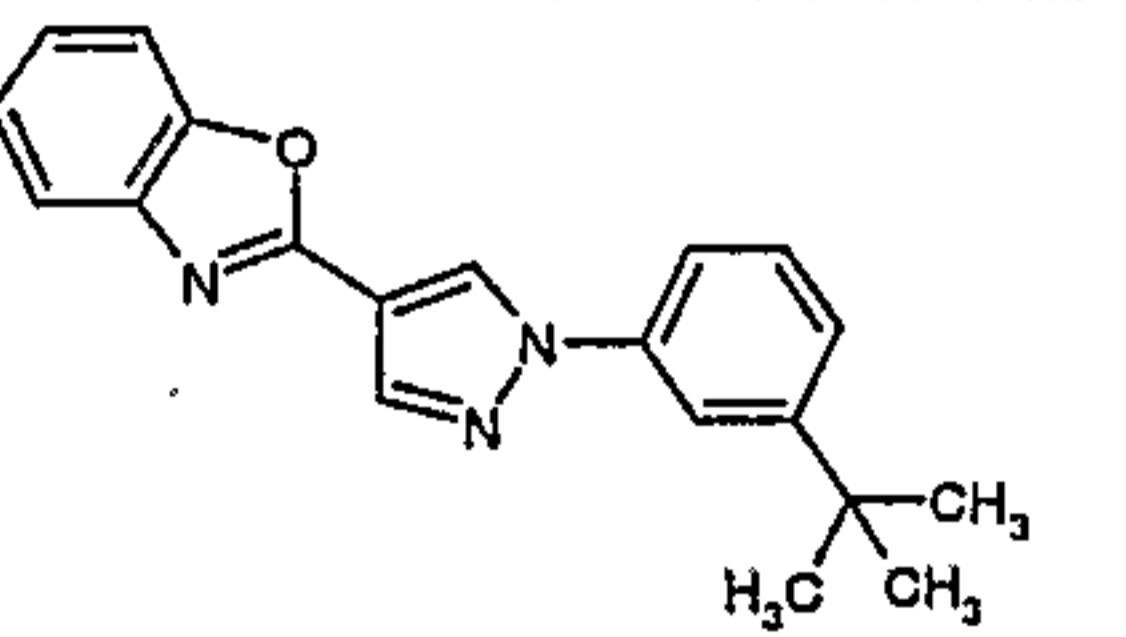
EXAMPLE	Structure	<sup>1</sup> H NMR (δ)	MS (ESI)
22		8.36-8.30 (m, 2H), 7.71-7.19 (m, 7H), 2.67 (s, 3H).	MS 354.0, 355.88 (M <sup>+</sup> +H).
23		9.31 (s, 1H), 8.46 (m, 1H), 8.29-8.33 (m, 2H), 7.83-7.87 (m, 2H), 7.72-7.75 (m, 2H).	MS 253.0 (M+H) <sup>+</sup> .
24		9.20 (d, 1H), 9.12 (s, 1H), 8.41 (m, 1H), 8.27-8.29 (m, 2H), 7.91 (d, 1H), 7.79-7.81 (m, 1H), 7.73 (dd, 1H).	MS 253.0 (M+H) <sup>+</sup> .
25		8.61 (d, 1H), 8.10 (t, 1H), 7.92 (s, 1H), 7.72 (d, 1H), 7.64 (m, 1H), 7.58 (m, 1H), 7.41 (s, 2H), 7.08 (s, 1H)	MS 290.2 (M <sup>+</sup> +H).
26		8.75 (s, 1H), 8.64 (s, 1H), 8.50 (s, 1H), 8.23 (d, 1H), 8.15 (d, 1H), 7.95 (t, 1H), 7.90 (d, 1H), 7.40 (d, 1H), 7.17 (s, 1H)	MS 265.09 (M <sup>+</sup> +H).
27		8.62 (s, 1H), 8.09 (s, 1H), 8.01 (m, 3H), 7.86 (m, 1H), 7.37 (m, 1H), 6.92 (s, 1H), 2.50 (s, 3H)	MS 279.15 (M <sup>+</sup> +H).
28		8.51 (d, 1H), 8.03 (t, 1H), 7.94 (d, 1H), 7.74 (d, 1H), 7.59 (m, 1H), 7.45 (m, 1H), 7.38 (m, 2H), 7.15 (d, 1H)	MS 258.06 (M <sup>+</sup> +H).

EXAMPLE	Structure	<sup>1</sup> H NMR (δ)	MS (ESI)
29		8.73 (m, 1H), 7.84 (m, 1H), 7.76 – 7.81 (m, 2H), 7.60 – 7.70 (m, 2H), 7.39 (d, 1H), 7.21 – 7.25 (m, 1H), 2.50 (s, 3H), 2.46 (s, 3H).	MS 275 (M <sup>+</sup> +H).
30		9.34 (s, 1H), 8.84 (d, 1H), 8.50 (m, 1H), 8.41 (s, 1H), 8.33 – 8.35 (m, 1H), 7.83 (m, 1H), 7.42 (m, 1H), 7.38 (t, 1H)	MS 248 (M <sup>+</sup> +H).
31		8.57 (d, 1H), 8.02 (m, 1H), 7.88 (d, 1H), 7.63 (d, 2H), 7.50 (m, 1H), 7.45 (d, 1H), 7.32 (m, 1H), 7.03 (d, 1H).	MS 274.0 (M <sup>+</sup> +H).
32		8.75 (d, 1H), 8.35 (t, 1H), 8.12 (d, 1H), 8.05 (m, 1H), 7.98 (d, 1H), 7.88 (d, 2H), 7.82 (t, 1H), 7.35 (m, 1H), 7.10 (d, 1H).	MS 223.0 (M <sup>+</sup> +H).
33		8.34 (d, 1H), 8.20 (m, 1H), 8.05 (d, 1H), 7.95 (m, 2H), 7.34 (m, 1H), 7.26 (d, 1H).	MS 294.0 (M <sup>+</sup> +H).
34		8.65 (d, 1H), 8.10 (m, 1H), 7.92 (d, 1H), 7.69 (d, 1H), 7.60 (m, 1H), 7.38 (m, 1H), 7.13 (m, 2H), 7.10 (d, 1H).	MS 258.1 (M <sup>+</sup> +H).
35		8.36 (d, 1H), 8.03 (d, 1H), 7.95 (m, 1H), 7.35 (m, 2H), 7.30 (d, 1H).	MS 312.0 (M <sup>+</sup> +H).
36		8.67 (d, 1H), 8.02 (m, 1H), 7.85 (d, 1H), 7.57 (m, 1H), 7.40 (d, 1H), 7.27 (d, 2H), 7.00 (d, 1H), 6.98 (d, 2H),	MS 252.2 (M <sup>+</sup> +H).

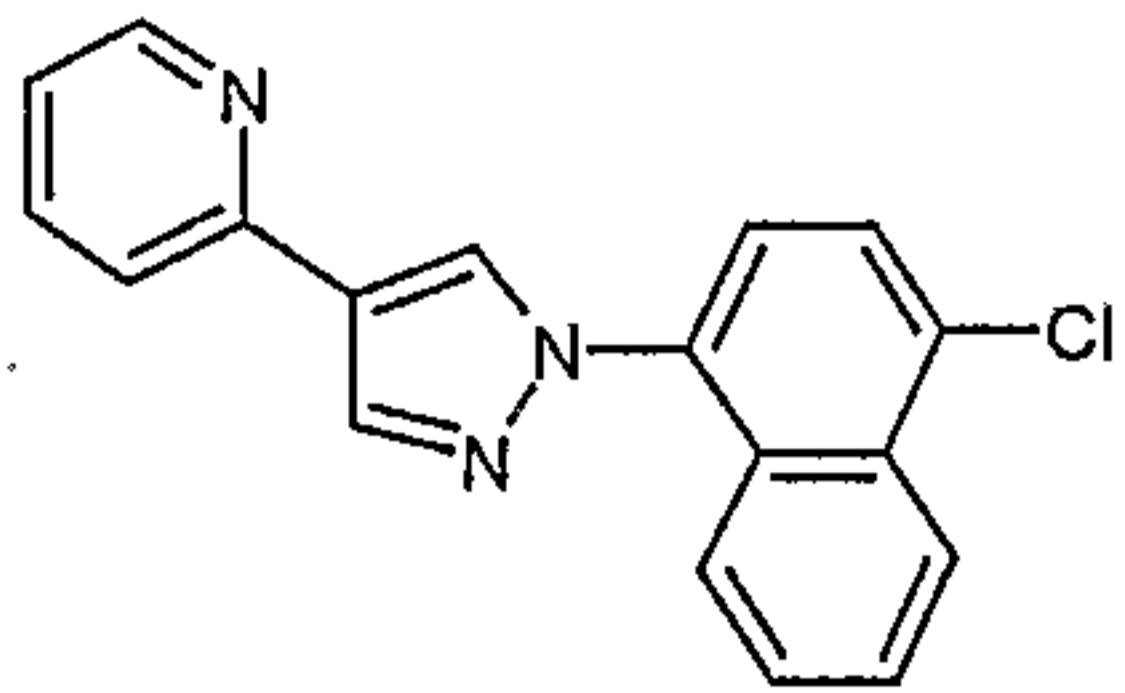
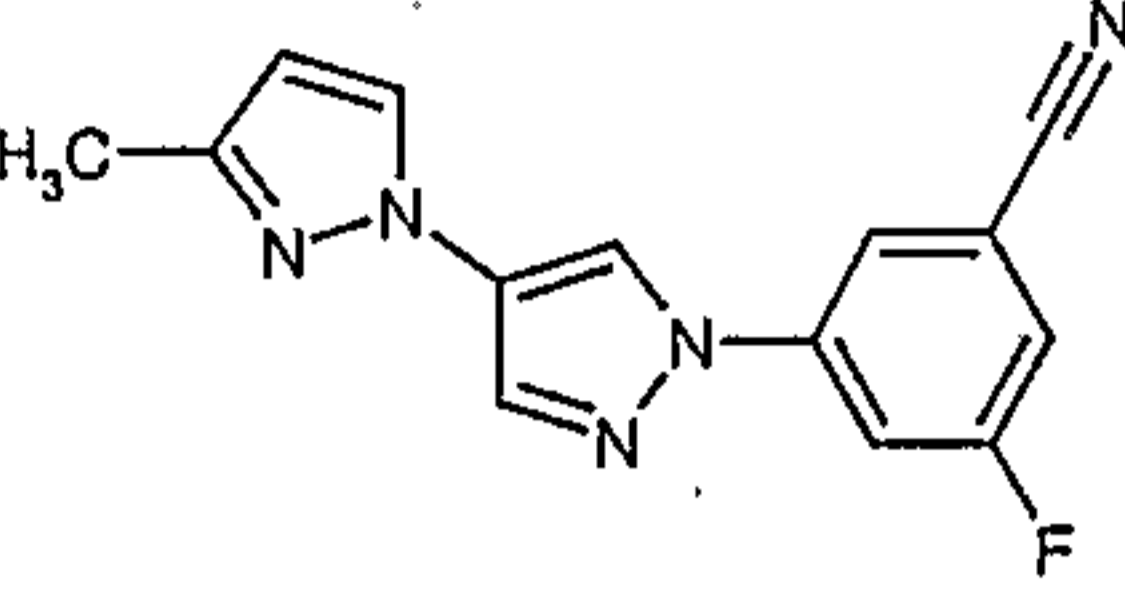
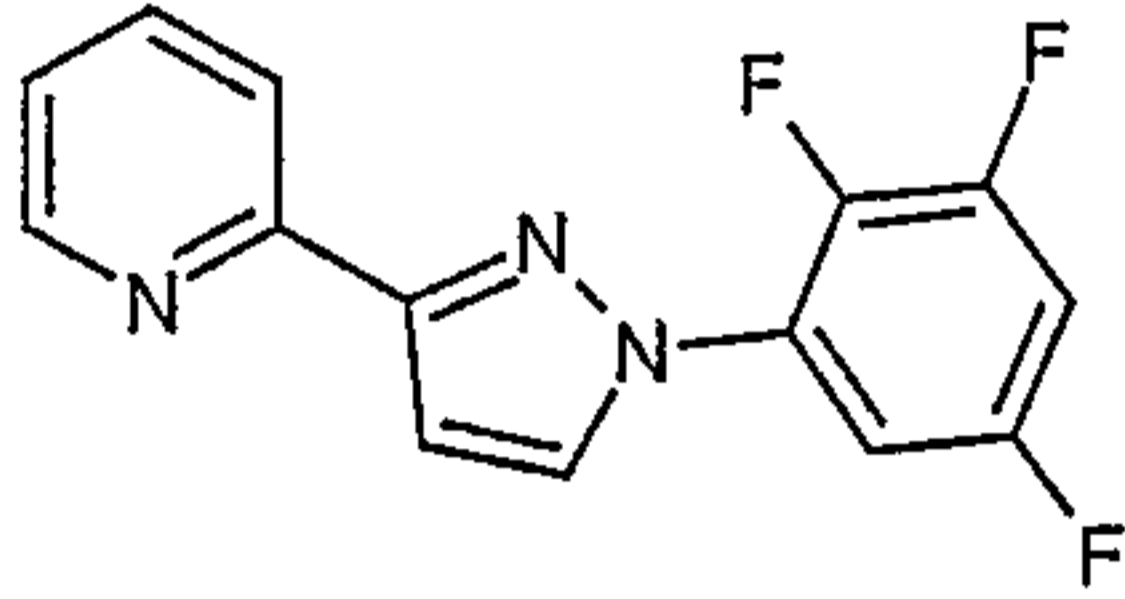
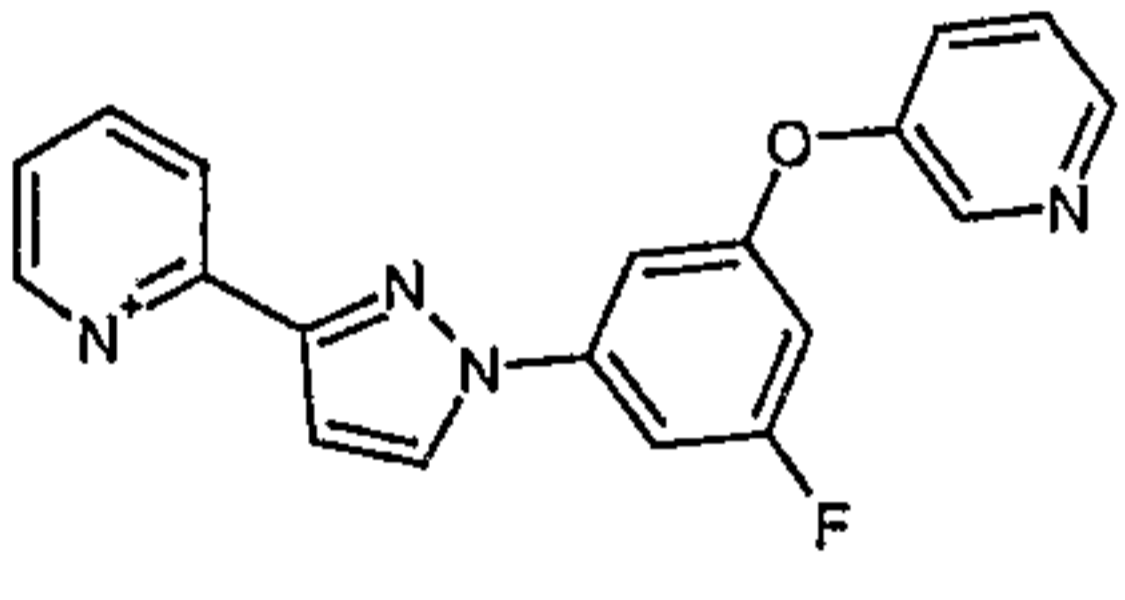
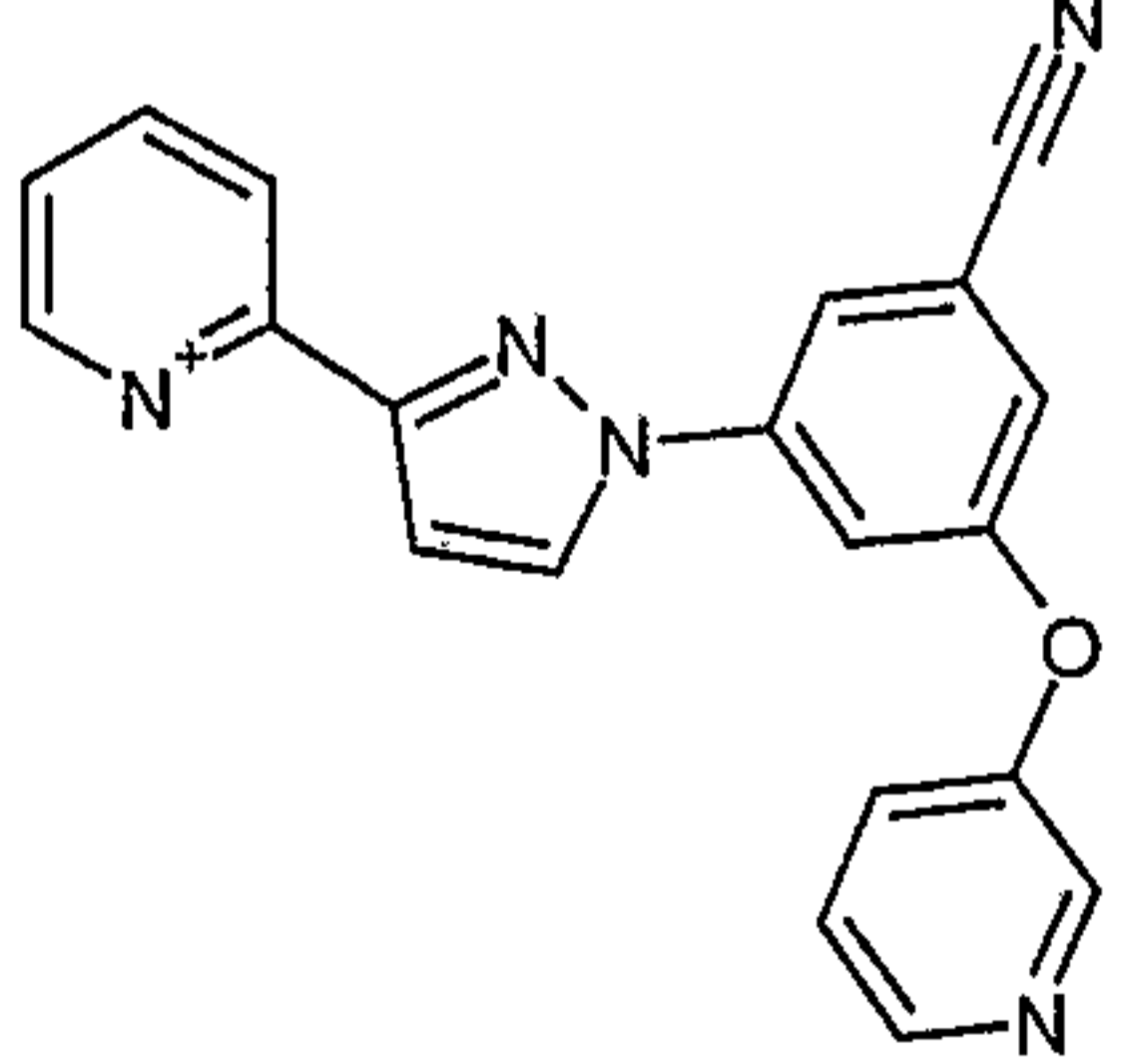
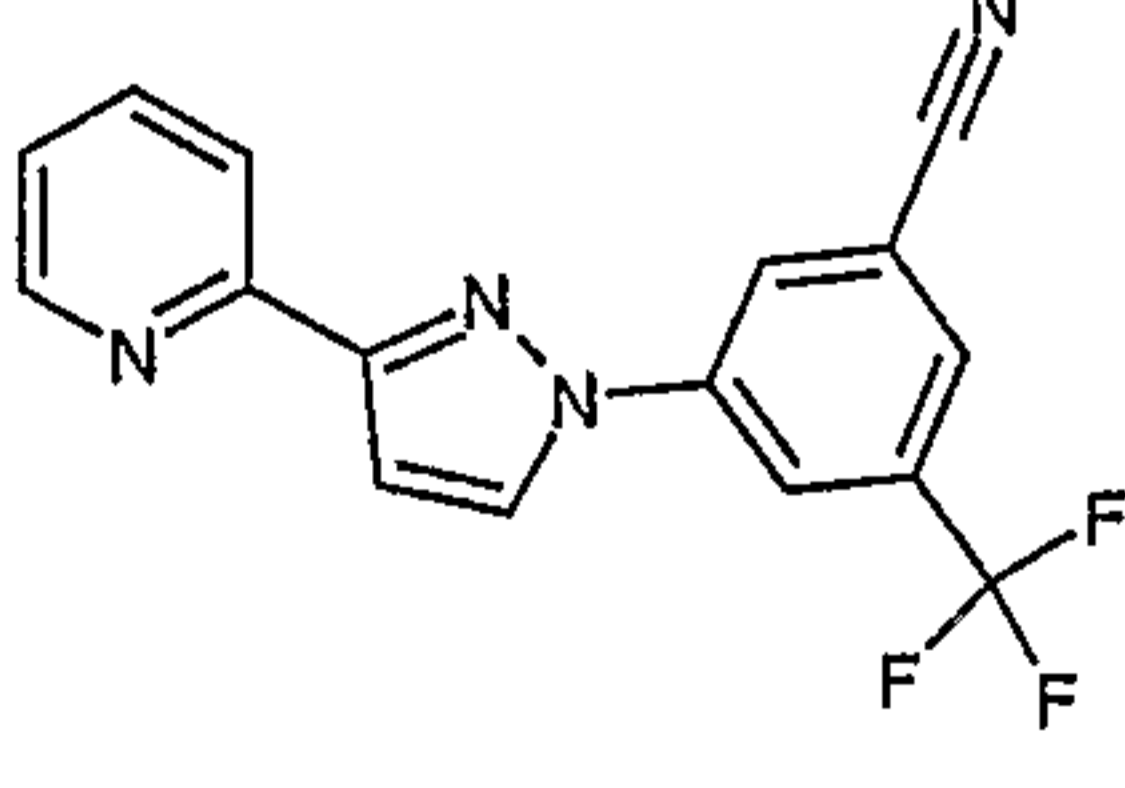
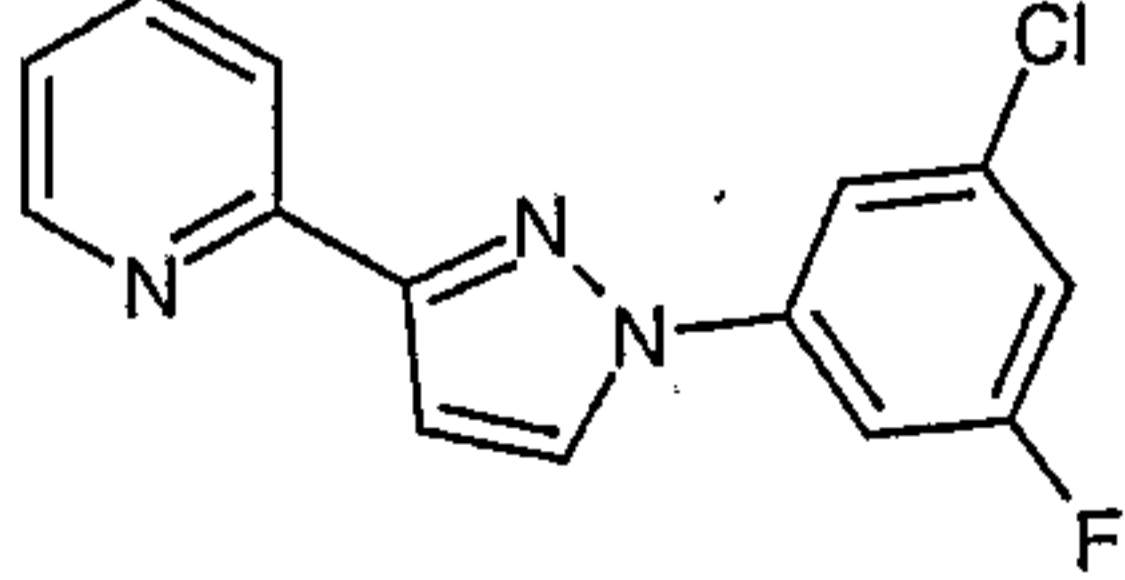
EXAMPLE	Structure	<sup>1</sup> H NMR (δ)	MS (ESI)
		3.80 (s, 3H).	
37		8.55 (d, 1H), 7.95 (m, 1H), 7.85 (d, 1H), 7.55 (d, 1H), 7.45 (m, 1H), 7.38 (d, 1H), 7.35 (d, 1H), 7.10 (dd, 1H), 6.92 (d, 1H), 2.35 (s, 3H).	MS 270.1 (M <sup>+</sup> +H).
38		8.32 (m, 1H), 7.98 (d, 1H), 7.90 (m, 2H), 7.33 (m, 1H), 7.23 (d, 1H), 2.35 (s, 3H).	MS 308.1 (M <sup>+</sup> +H).
39		8.55 (d, 1H), 8.35 (m, 1H), 8.17 (m, 1H), 8.08 (m, 1H), 7.98 (d, 1H), 7.75 (m, 2H), 7.72 (t, 1H), 7.55 (m, 1H), 7.20 (d, 1H).	MS 267.1 (M <sup>+</sup> +H).
40		8.61-8.62 (s, 1H), 8.51 (s, 1H), 8.21 (s, 1H), 7.90 (s, 1H), 7.79-7.80(d, 1H), 7.72- 7.75 (m, 1H), 7.55-7.56 (d, 1H), 7.29-7.30 (d, 1H), 7.20-7.23 (m, 1H).	MS 265.1 (M <sup>+</sup> +H).
41		9.36 (s, 1H), 8.85 (s, 1H), 8.73-8.74 (d, 1H), 8.68- 8.69 (d, 1H), 8.56-8.60 (m, 1H), 8.49 (s, 1H), 8.33- 8.39(m, 2H), 8.07-8.08 (m, 1H), 7.88-7.91 (m, 1H), 7.73 (s, 1H), 7.71(s, 1H), 7.09-7.14 (d, 1H).	MS 333.1 (M <sup>+</sup> +H).
42		9.95 (s, 1H), 8.92 (s, 1H), 8.88-8.90 (d, 1H), 8.74-8.76 (d, 1H), 8.56 (s, 1H), 8.42- 8.47 (m, 1H), 8.29 (s, 1H),	MS 248.1 (M <sup>+</sup> +H).

EXAMPLE	Structure	<sup>1</sup> H NMR (δ)	MS (ESI)
		8.21-8.26 (m, 1H), 7.74-7.78 (m, 1H).	
43		8.50 (d, 1H), 8.26 (d, 2H), 7.95 (m, 1H), 7.90 (d, 1H), 7.72 (d, 1H), 7.50 (d, 2H), 7.45 (m, 1H), 7.03 (d, 1H).	MS 267.1 (M <sup>+</sup> +H).
44		8.52 (d, 1H), 7.92 (m, 1H), 7.88 (d, 1H), 7.63 (m, 2H), 7.60 (d, 1H), 7.40 (m, 1H), 7.22 (dd, 1H), 6.95 (d, 1H).	MS 290.1 (M <sup>+</sup> +H).
45		8.64-8.63 (d, 1H), 8.45-8.44 (d, 1H), 8.25 (s, 1H), 8.15-8.08 (m, 2H), 7.89-7.84 (m, 1H), 7.65-7.52 (m, 2H), 7.28-7.21 (m, 1H), 6.81-6.80 (d, 1H).	MS 247.1 (M <sup>+</sup> +H).
46		8.9474-8.945 (d, 1H), 8.45-8.44 (dd, 1H), 8.08-8.01 (m, 2H), 7.87-7.84 (m, 1H), 7.56-7.47 (m, 2H), 7.36-7.19 (m, 3H).	MS 256.0 (M <sup>+</sup> +H).
47		8.83 (s, 1H), 8.45-8.43 (m, 1H), 8.02-7.99 (m, 2H), 7.86-7.80 (m, 1H), 7.48-7.02 (m, 5H), 2.40 (s, 3H).	ND
48		8.83 (s, 1H), 8.47-8.44 (m, 1H), 8.24-8.19 (m, 1H), 8.09-8.06 (d, 1H), 8.00 (s, 1H), 7.93-7.83 (m, 3H), 7.57-7.49 (m, 4H), 7.26-7.20 (m, 1H).	ND

EXAMPLE	Structure	<sup>1</sup> H NMR (δ)	MS (ESI)
49		8.96 (s, 1H), 8.48-8.45 (m, 1H), 8.16-8.03 (m, 2H), 7.91-7.83 (m, 4H), 7.78-7.09 (m, 5H).	ND
50		8.98-8.95 (m, 1H), 8.20 (d, 1H), 8.56-8.52 (d, 1H), 8.47-8.44 (m, 1H), 8.14-8.06 (m, 2H), 7.97 (s, 1H), 7.92-7.89 (m, 1H), 7.80-7.74 (m, 1H), 7.64-7.62 (m, 1H), 7.47-7.41 (m, 1H), 7.26-7.22 (m, 1H).	ND
51		ND	MS 243 (M <sup>+</sup> +H).
52		ND	MS 240 (M <sup>+</sup> +H).
53		ND	MS 262 (M <sup>+</sup> +H).
54		ND	MS 272 (M <sup>+</sup> +H).
55		ND	MS 316 (M <sup>+</sup> +H).
56		ND	MS 250 (M <sup>+</sup> +H).

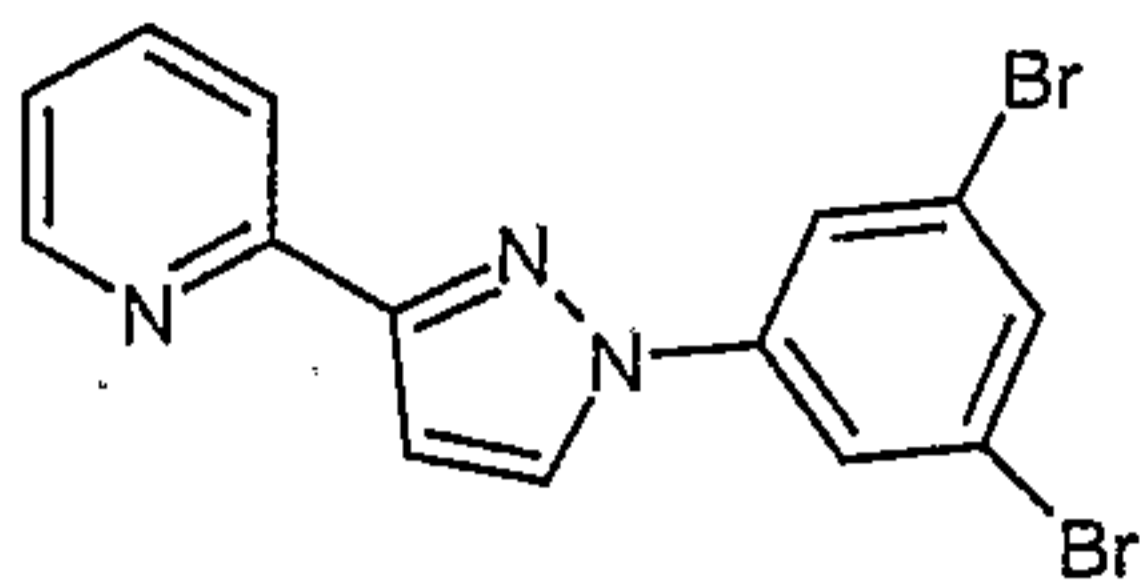
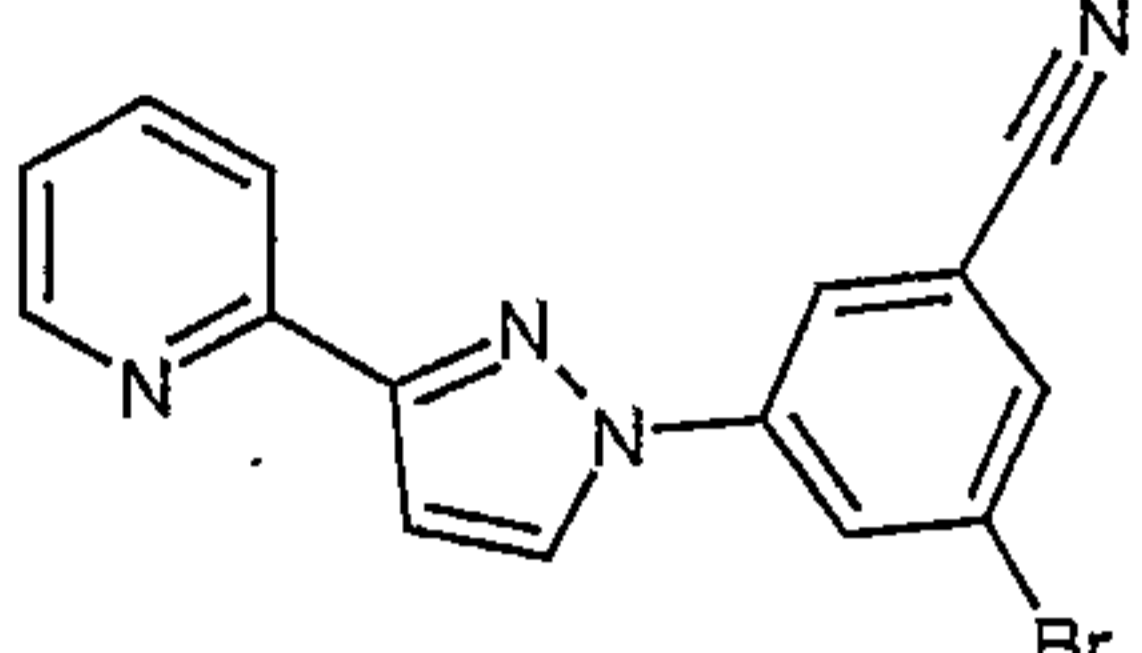
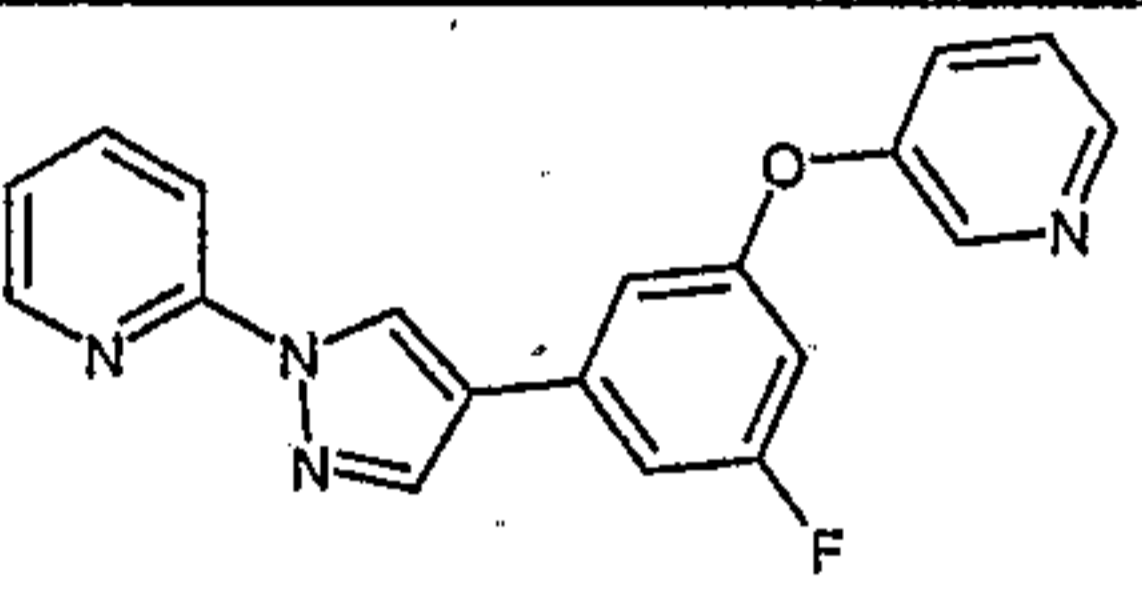
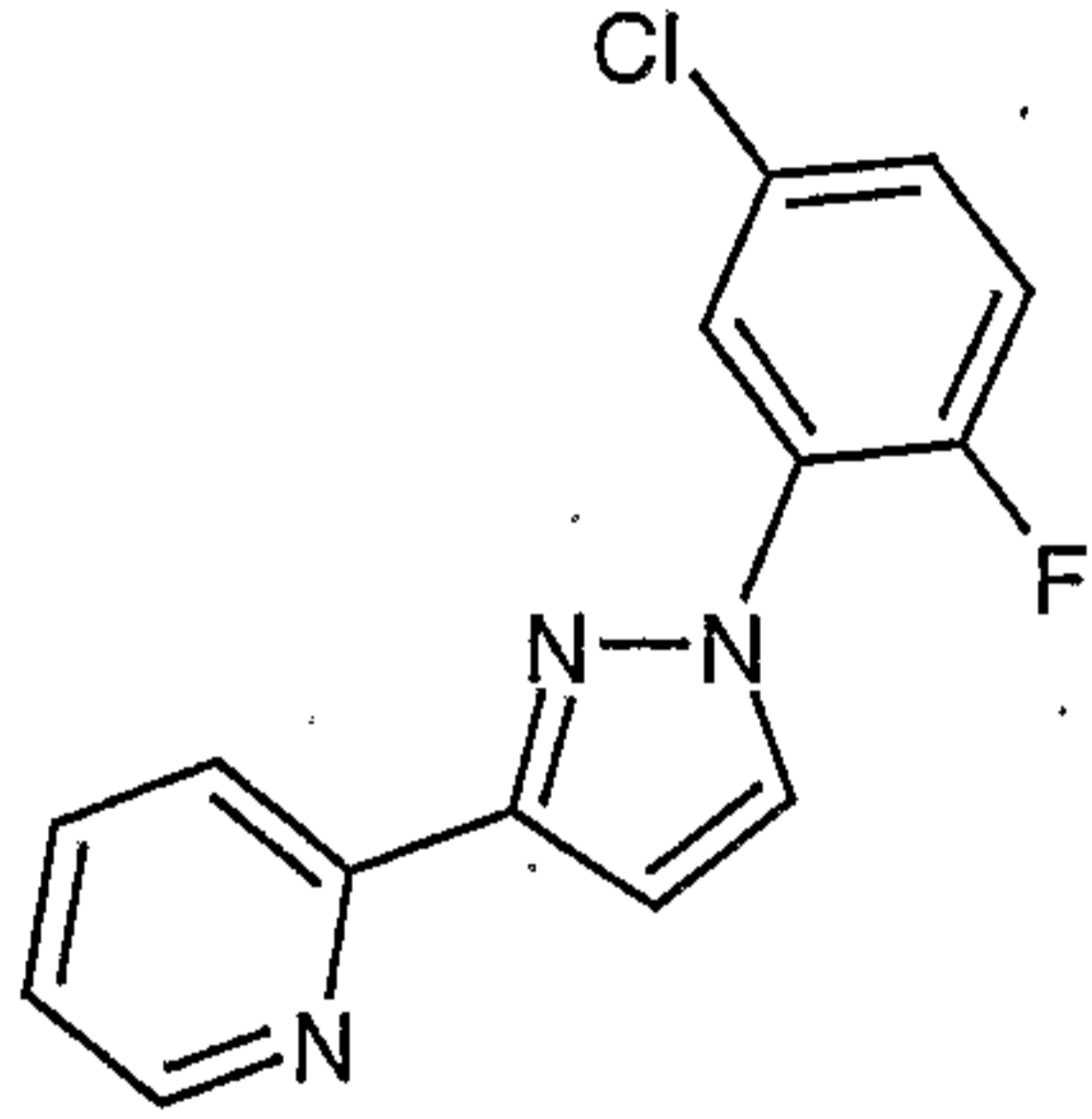
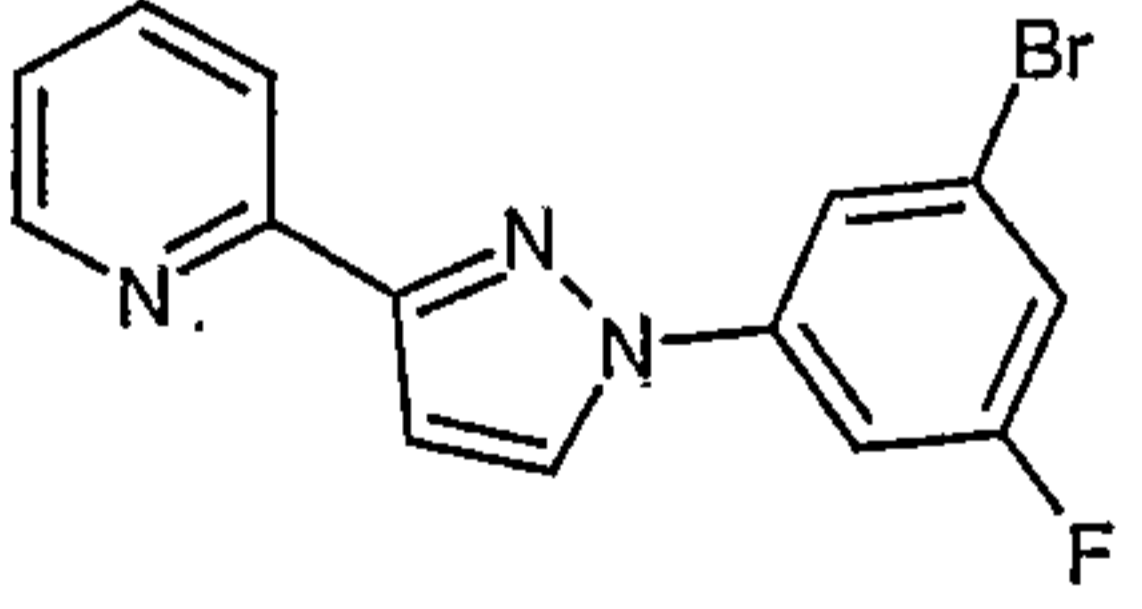
EXAMPLE	Structure	<sup>1</sup> H NMR (δ)	MS (ESI)
57		ND	MS 314 (M <sup>+</sup> +H).
58		ND	MS 314, 315 (M <sup>+</sup> +H).
59		ND	MS 252 (M <sup>+</sup> +H).
60		ND	MS 312 (M <sup>+</sup> +H).
61		ND	MS 304 (M <sup>+</sup> +H).
62		ND	MS 280 (M <sup>+</sup> +H).
63		ND	MS 334 (M <sup>+</sup> +H).
64		ND	MS 250 (M <sup>+</sup> +H).
65		ND	MS 318 (M <sup>+</sup> +H).

EXAMPLE	Structure	<sup>1</sup> H NMR (δ)	MS (ESI)
66		ND	MS 306 (M <sup>+</sup> +H).
67		ND	MS 290 (M <sup>+</sup> +H).
68		ND	MS 353 (M <sup>+</sup> +H).
69		ND	MS 370 (M <sup>+</sup> +H).
70		ND	MS 251 (M <sup>+</sup> +H).
71		ND	MS 308 (M <sup>+</sup> +H).
72		ND	MS 278 (M <sup>+</sup> +H).
73		ND	MS 354,356 (M <sup>+</sup> +H).
74		ND	MS 310 (M <sup>+</sup> +H).

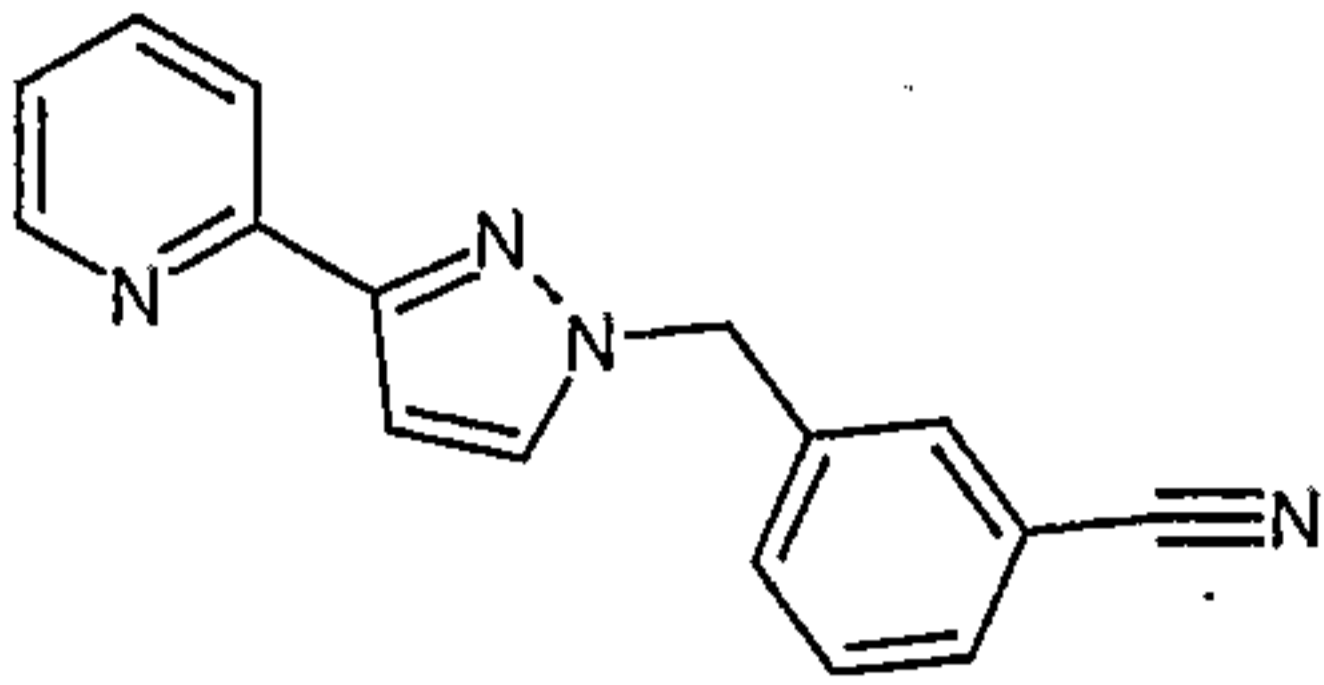
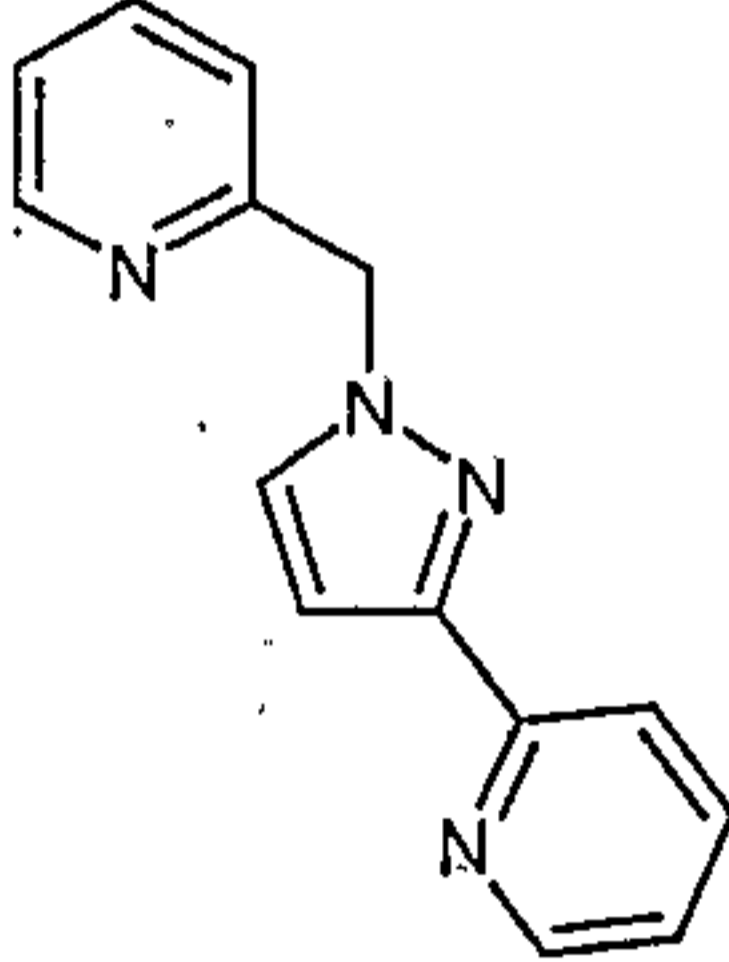
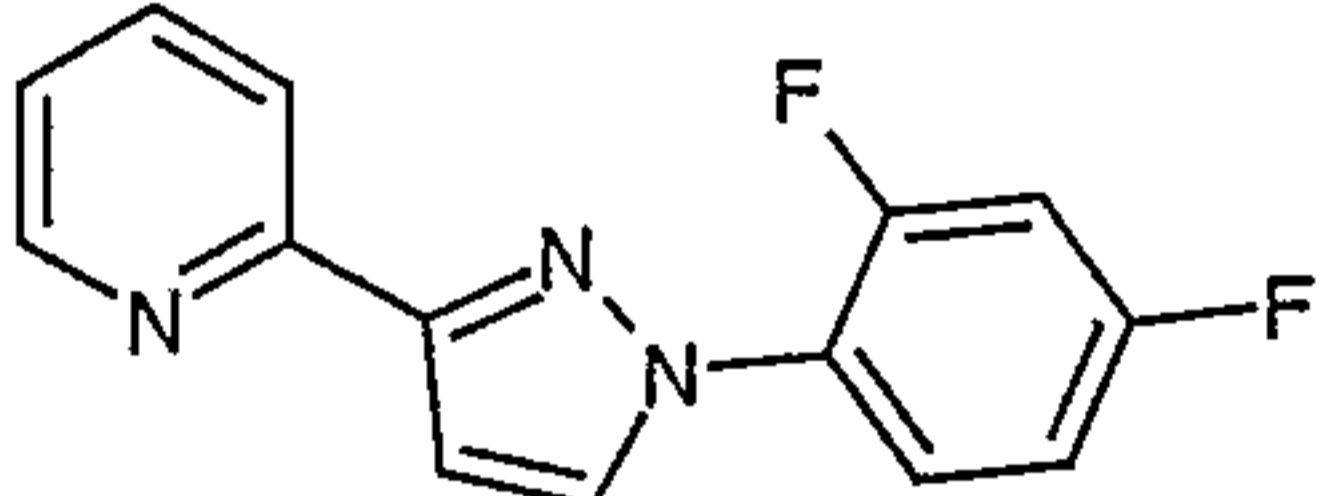
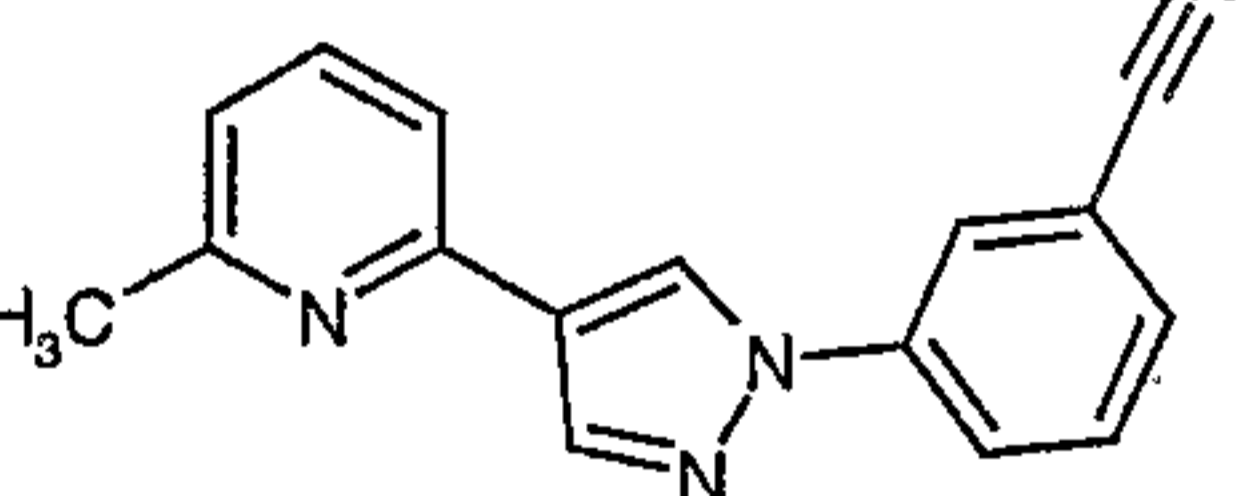
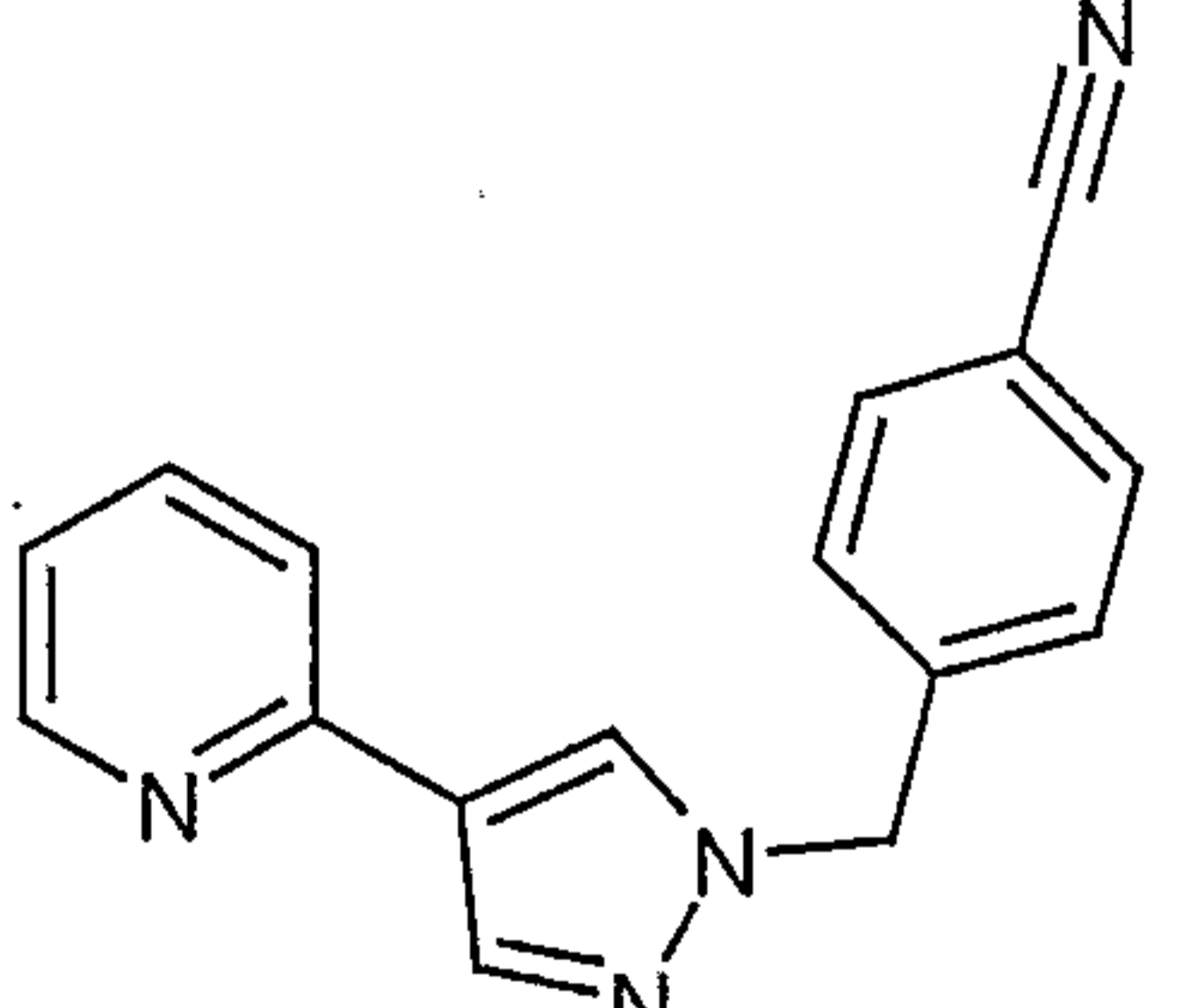
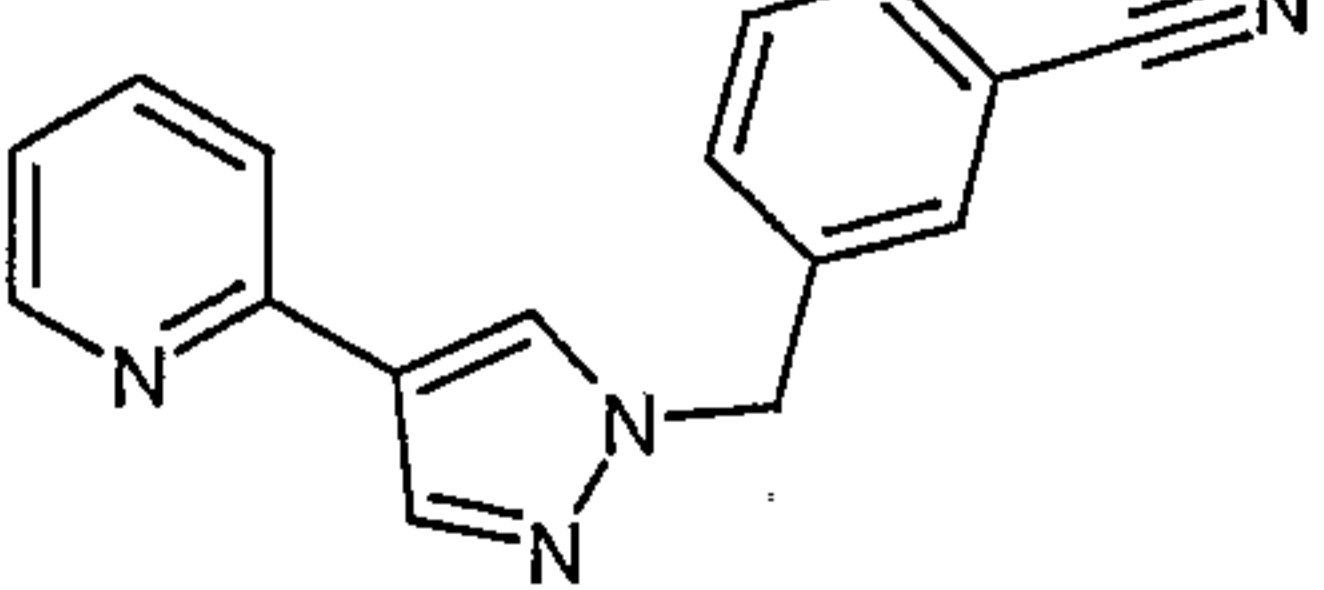
EXAMPLE	Structure	<sup>1</sup> H NMR (δ)	MS (ESI)
75		ND	MS 306 (M <sup>+</sup> +H).
76		8.32 (s, 1H), 7.95 (s, 1H), 7.79 (s, 1H), 7.71-7.75 (m, 1H), 7.64 (d, 1H), 7.27-7.30 (m, 1H), 6.23 (d, 1H), 2.37 (s, 3H).	MS 268.19 (M <sup>+</sup> +H).
77		8.40 (d, 1H), 7.95 (m, 2H), 7.80 (m, 1H), 7.70 (m, 1H), 7.45 (m, 1H), 7.40 (m, 1H), 6.90 (d, 1H).	MS 276.5 (M <sup>+</sup> +H).
78		8.76 (s, 1H), 8.66 (dd, 2H), 8.06 (m, 2H), 7.93 (m, 1H), 7.88 (s, 1H), 7.64 (d, 1H), 7.51 (m, 1H), 7.26 (d, 1H), 7.20 (d, 1H), 7.00 (s, 1H), 6.87 (s, 1H).	MS 333.2 (M <sup>+</sup> +H).
79		8.91 (d, 1H), 8.84 (d, 1H), 8.79 (d, 1H), 8.67 (d, 1H), 8.44 (m, 2H), 8.37 (t, 1H), 8.27 (s, 1H), 8.12 (d, 1H), 7.88 (m, 1H), 7.79 (t, 1H), 7.74 (s, 1H), 7.56 (s, 1H).	MS 340.0 (M <sup>+</sup> +H).
80		9.01 (s, 1H), 8.88 (s, 1H), 8.81 (d, 1H), 8.72 (s, 1H), 8.50 (d, 1H), 8.40 (t, 1H), 8.36 (s, 1H), 7.82 (t, 1H), 7.61 (s, 1H).	MS 315.3 (M <sup>+</sup> +H).
81		8.91 (s, 1H), 8.8s (s, 1H), 8.48 (m, 2H), 8.06 (s, 1H), 8.00 (d, 1H), 7.87 (s, 1H),	MS 273.9 (M <sup>+</sup> +H).

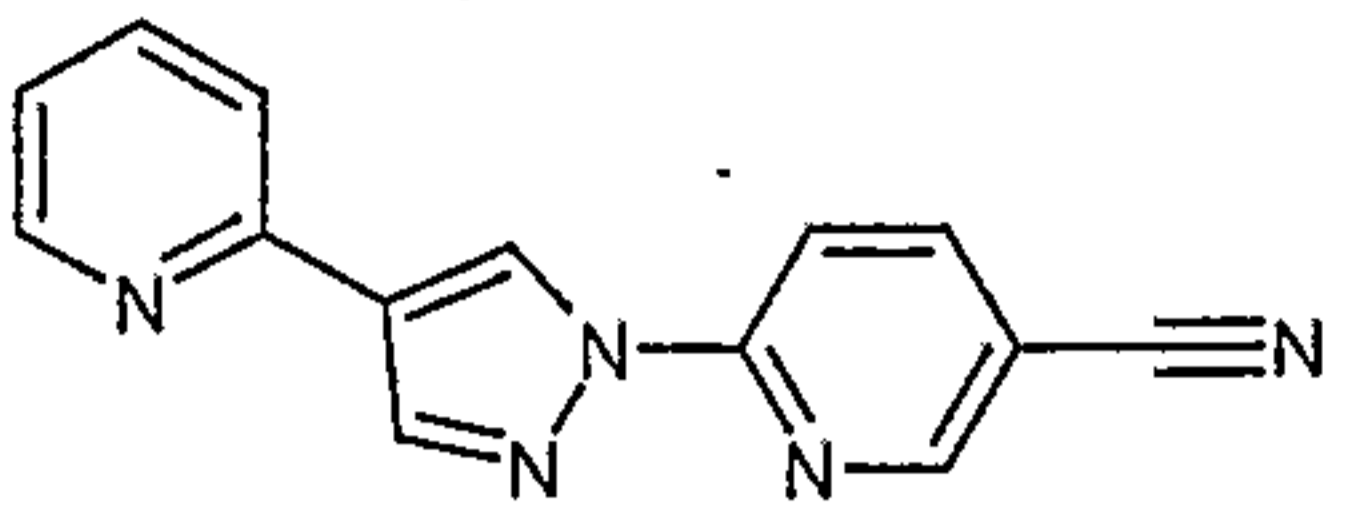
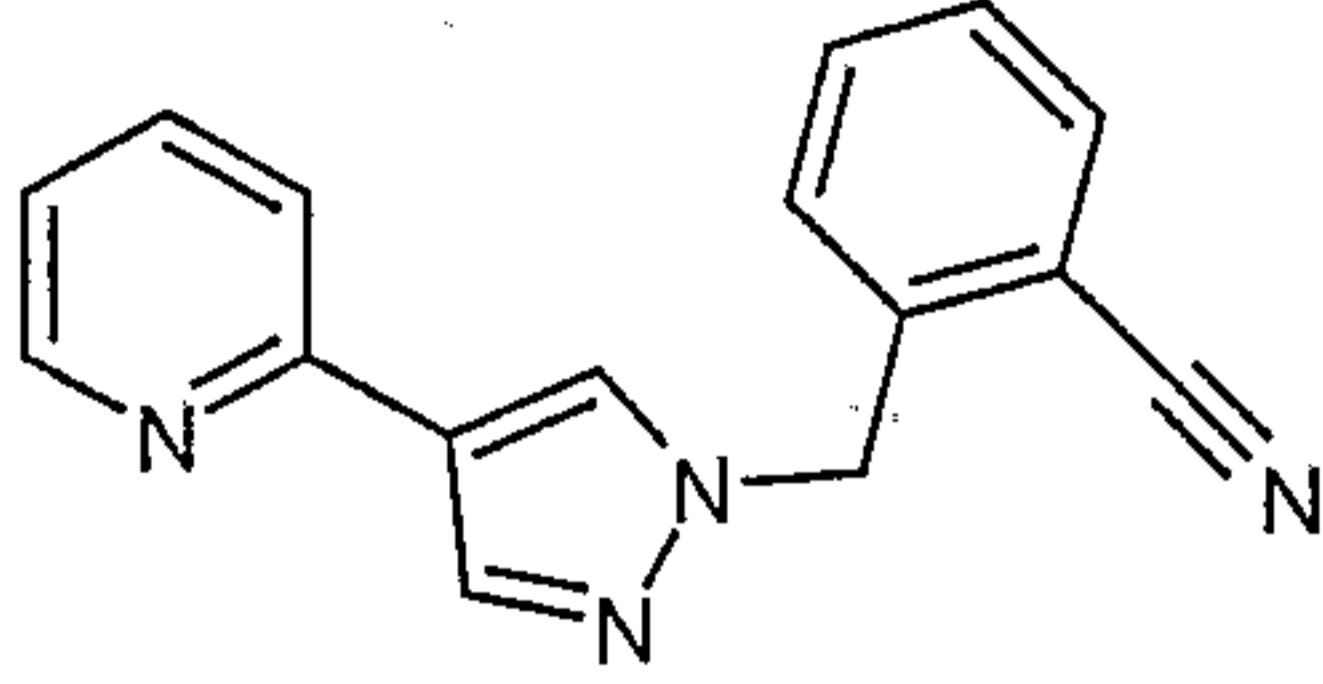
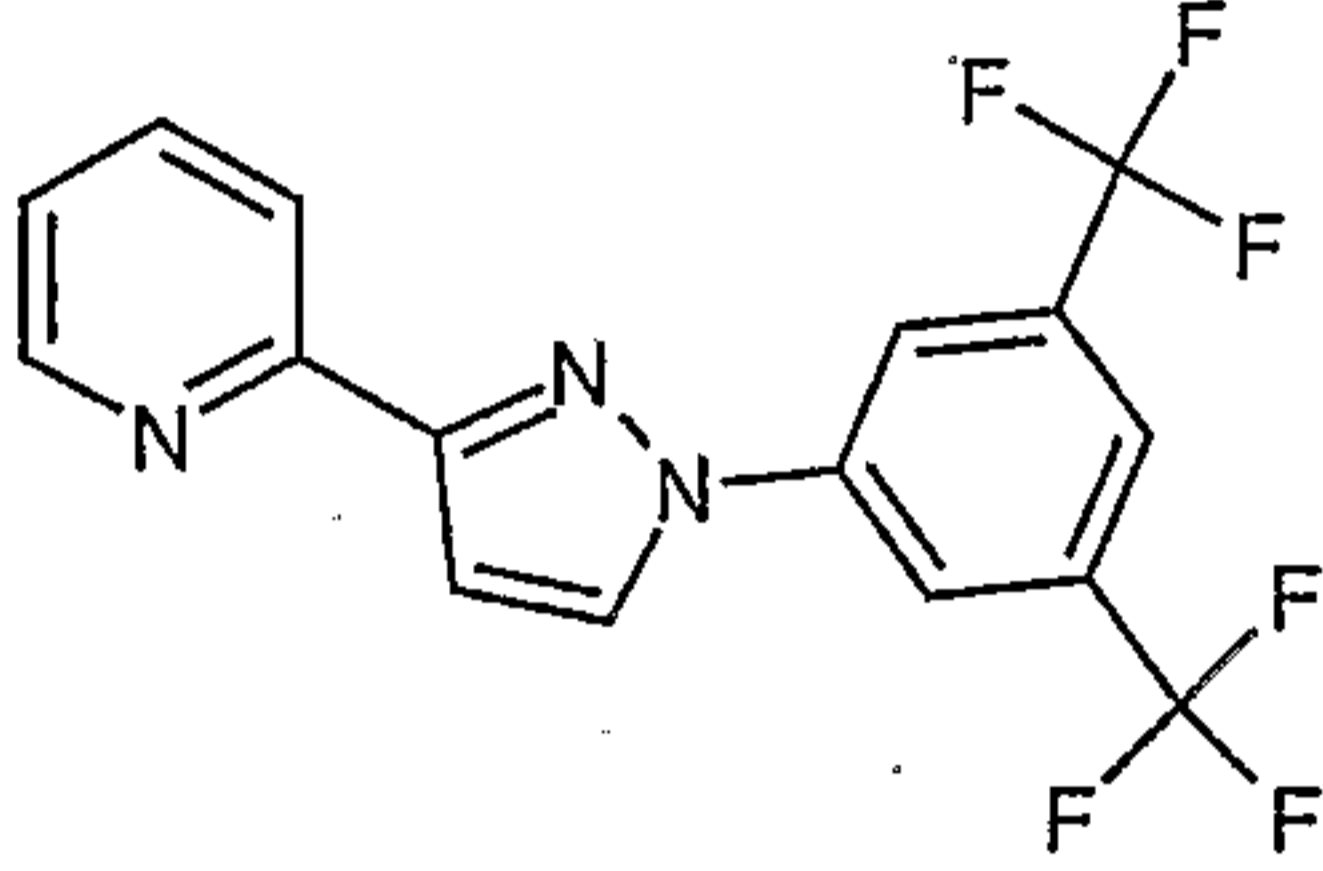
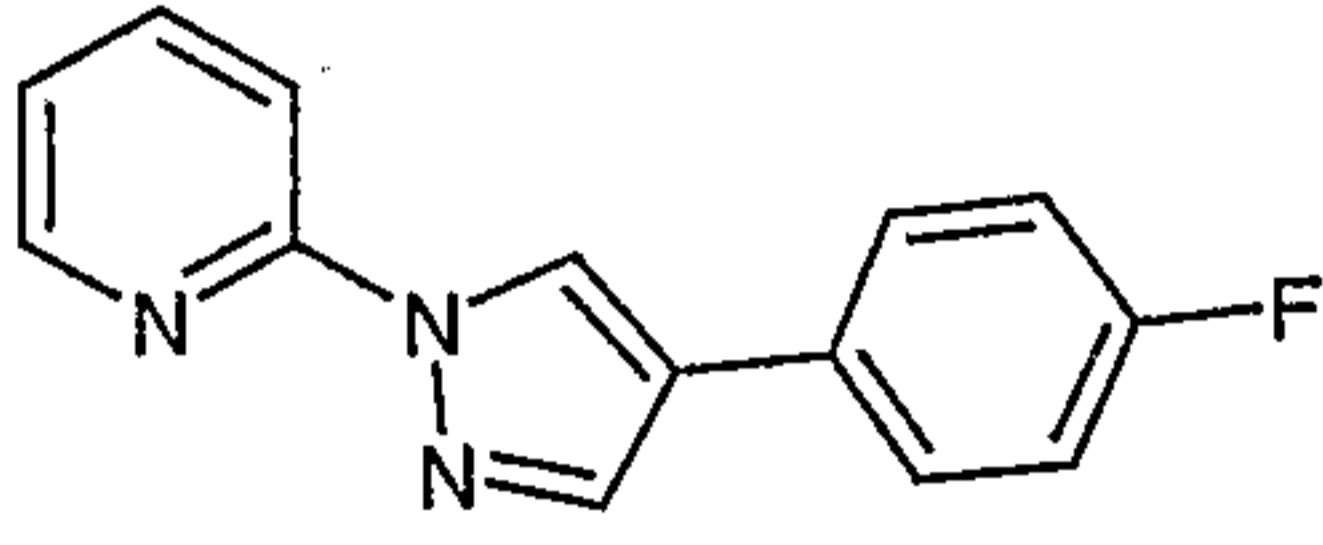
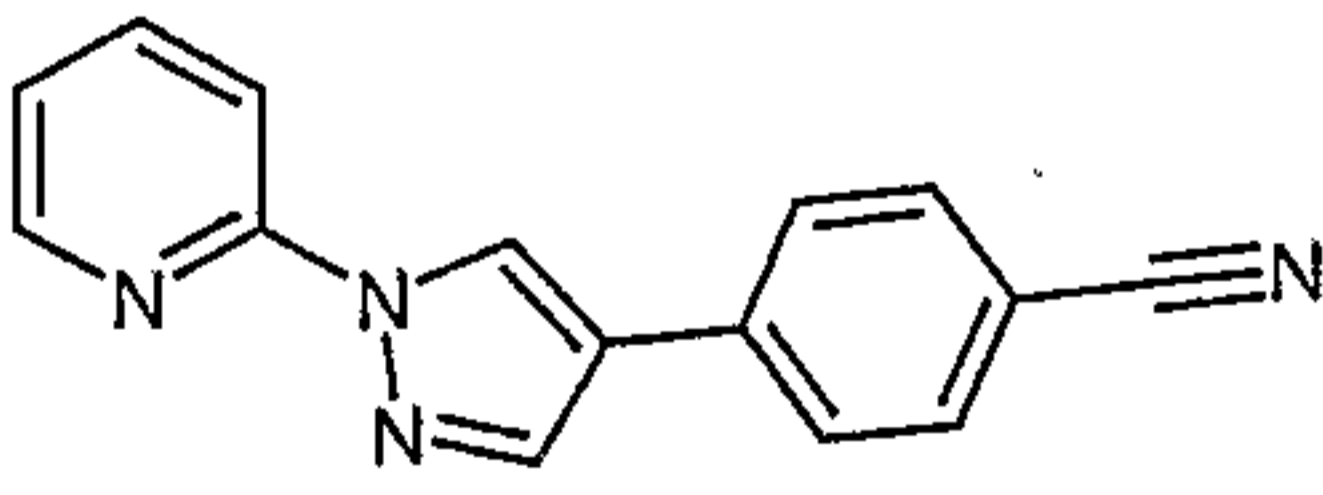
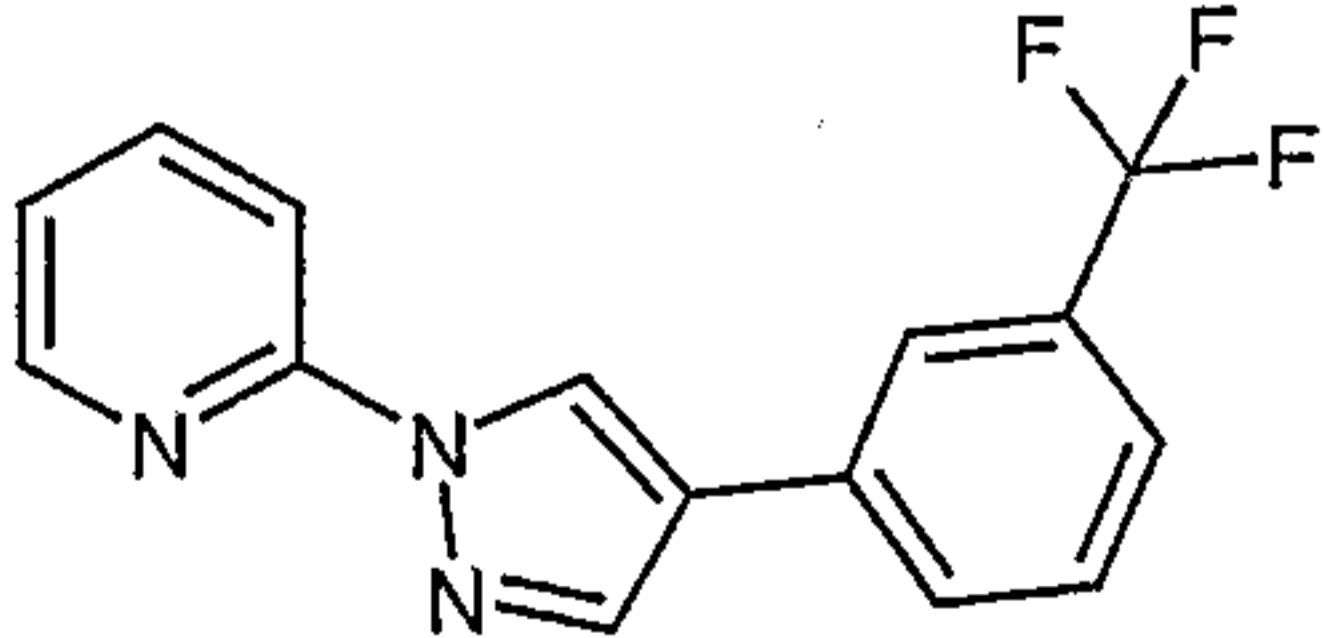
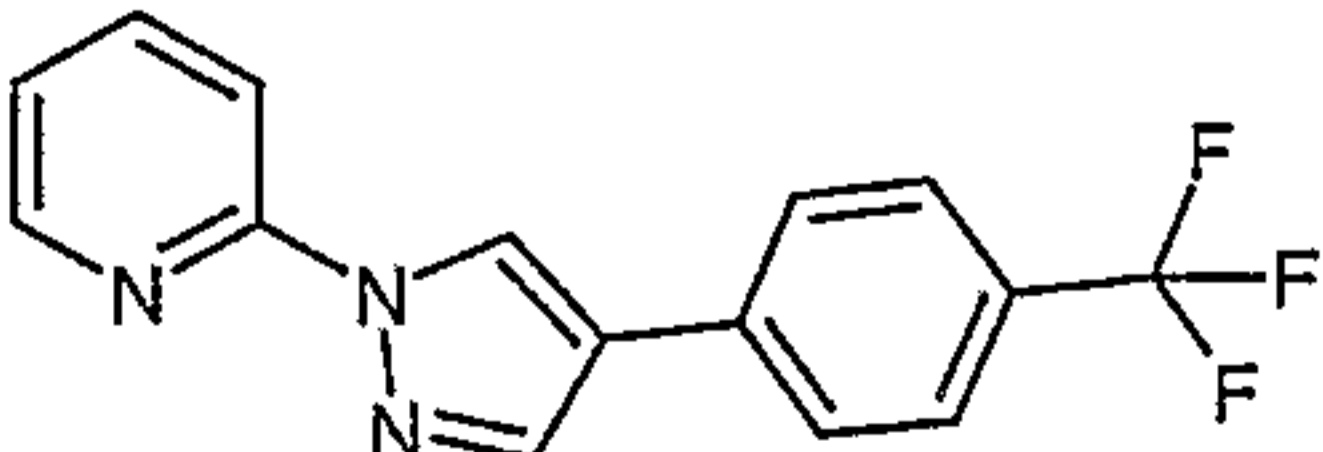


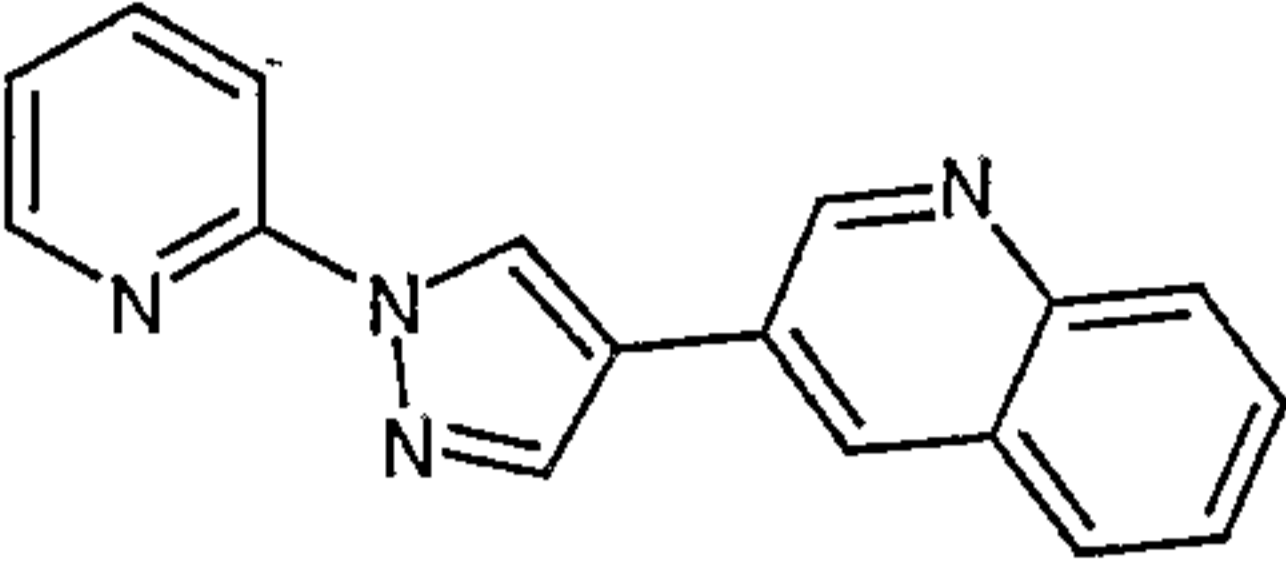
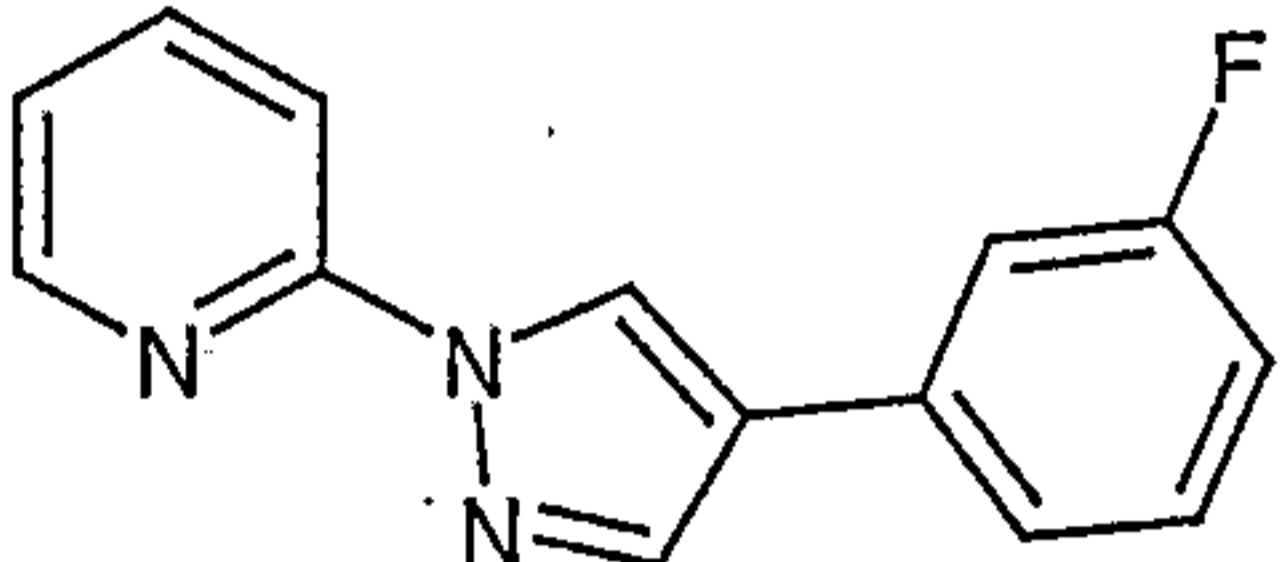
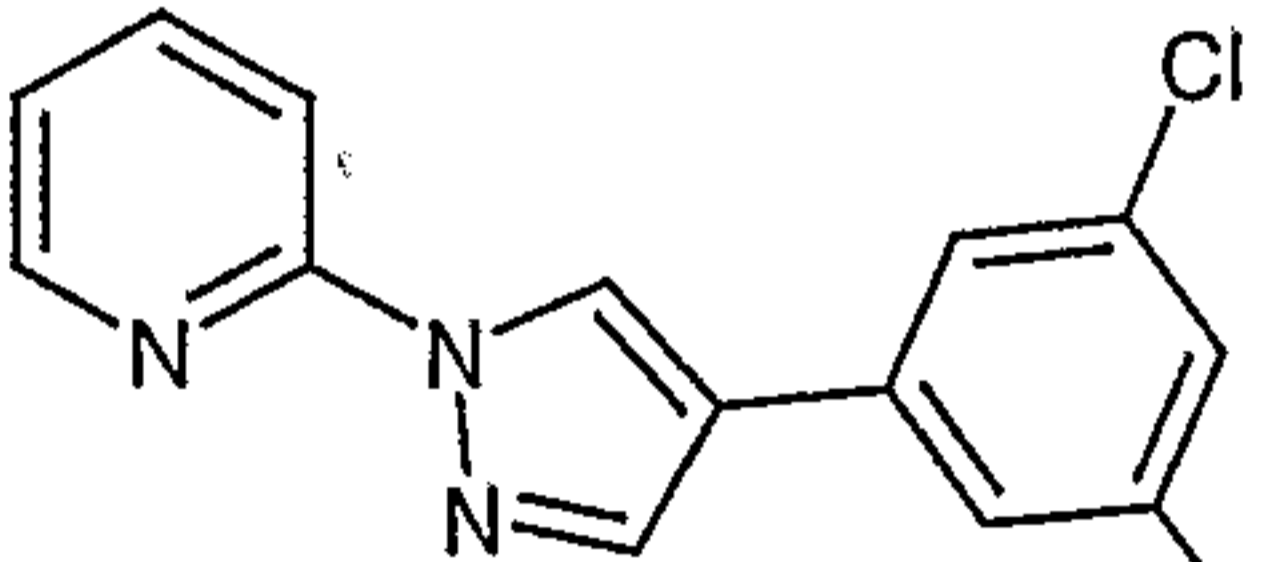
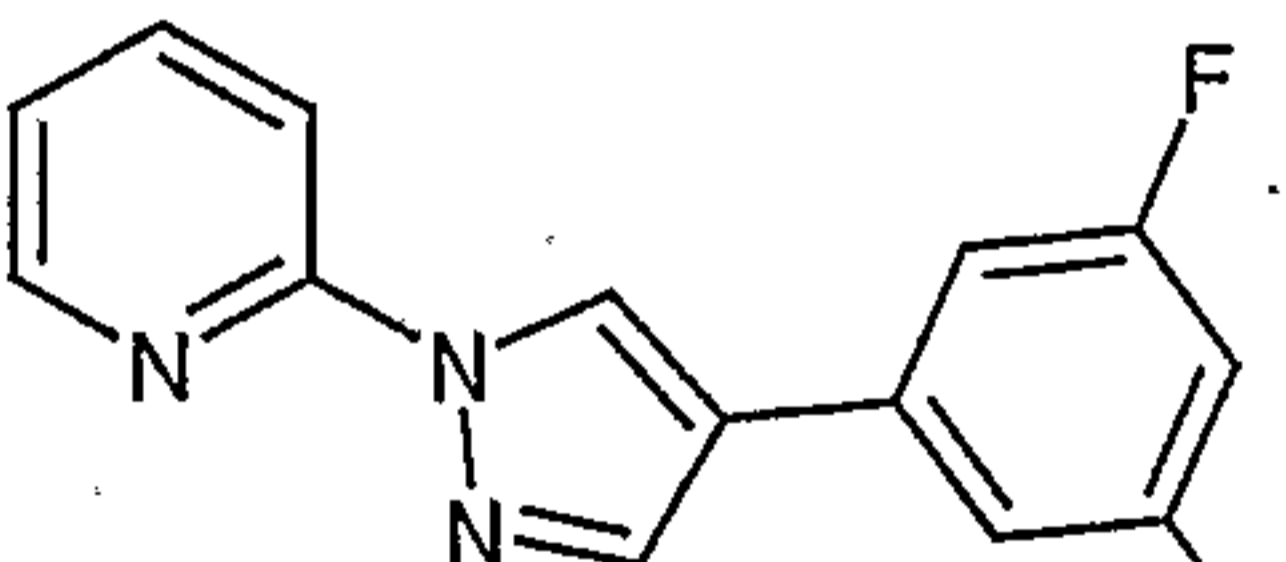
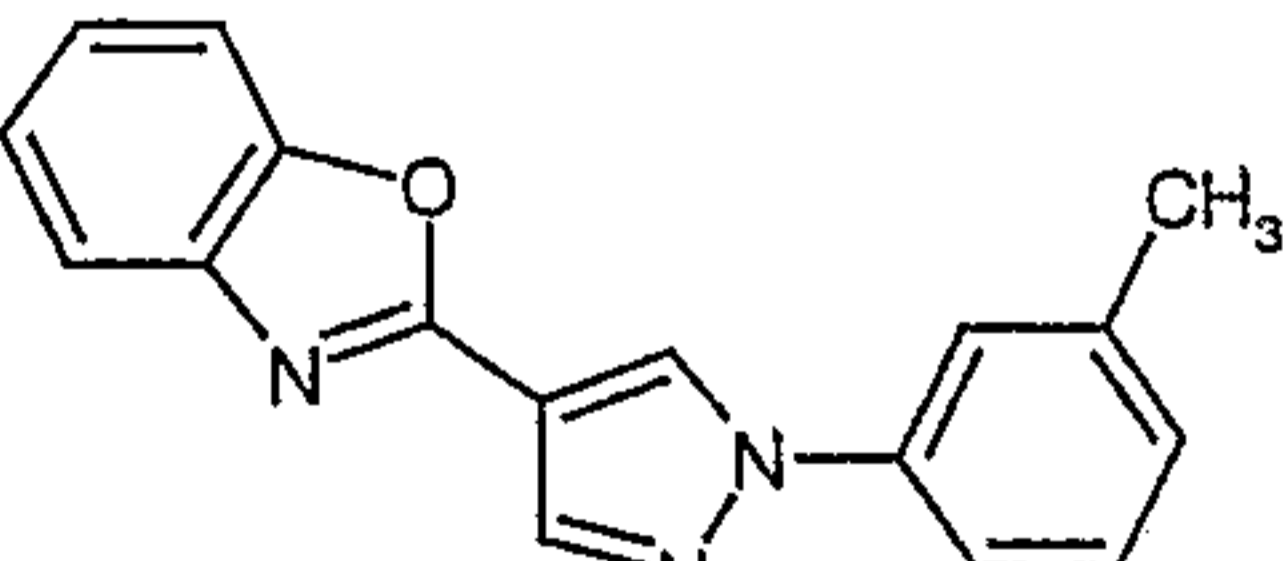
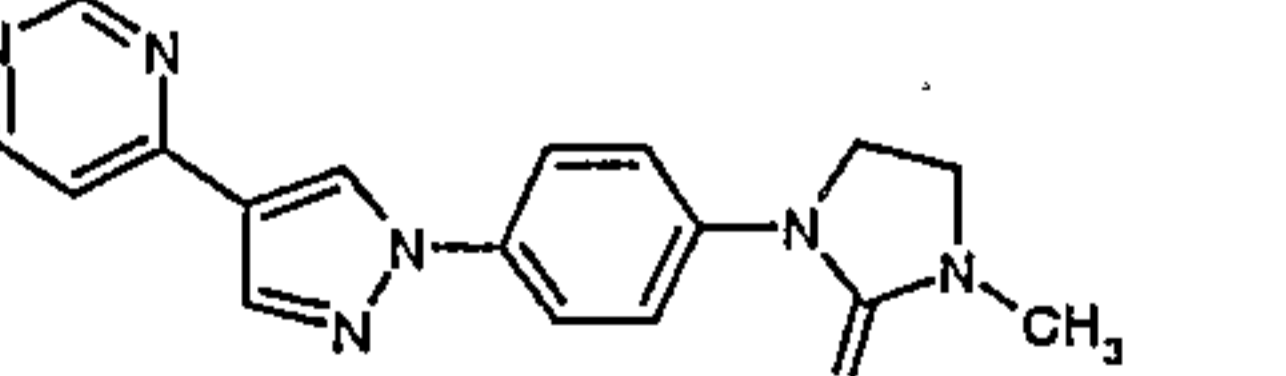
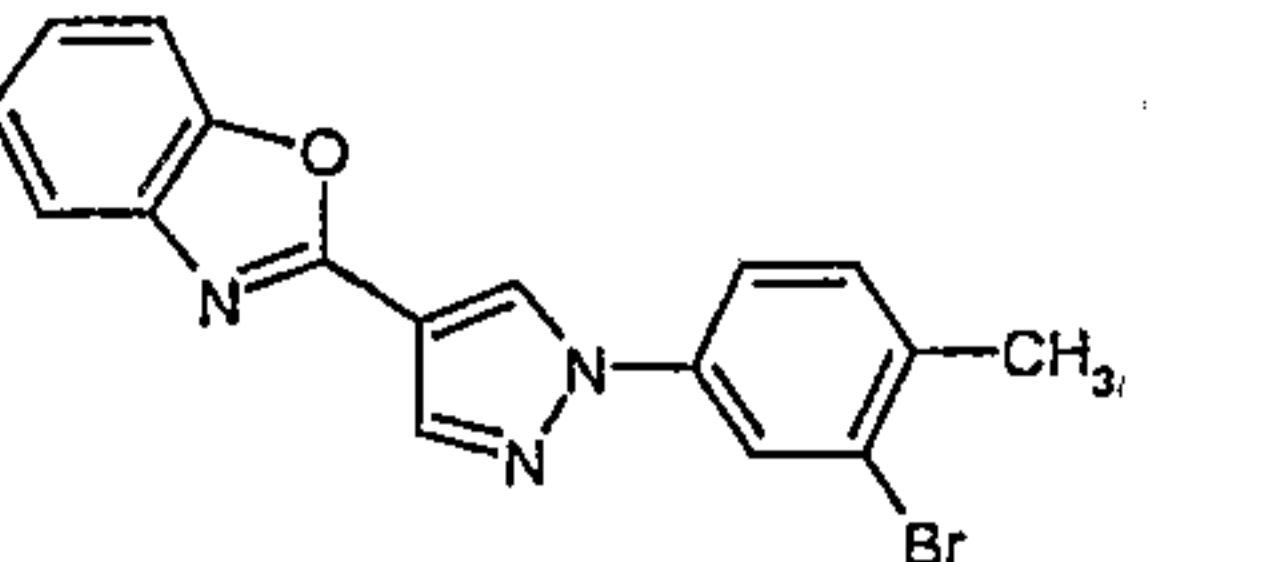
EXAMPLE	Structure	<sup>1</sup> H NMR (δ)	MS (ESI)
		7.64 (s, 1H), 7.47 (d, 1H).	
82		8.73 (d, 1H), 8.63 (d, 1H), 8.52 (d, 1H), 8.47 (d, 1H), 8.07 (d, 1H), 7.91 (m, 1H), 7.88 (m, 1H), 7.70 (m, 1H), 7.62 (m, 1H), 7.50 (m, 1H), 7.38 (s, 1H), 7.12 (m, 1H), 7.09 (m, 1H).	MS 349.0 (M <sup>+</sup> +H).
83		8.91 (s, 1H), 8.80 (d, 1H), 8.54 (s, 1H), 8.49 (m, 2H), 8.41 (t, 1H), 8.05 (s, 1H), 7.82 (t, 1H), 7.58 (t, 1H).	MS 280.9 (M <sup>+</sup> +H).
84		8.73 (d, 1H), 8.63 (d, 1H), 8.52 (s, 1H), 8.47 (d, 1H), 8.10 (m, 2H), 7.87 (m, 2H), 7.77 (s, 1H), 7.39 (t, 1H), 7.20 (s, 1H), 7.13 (d, 1H).	MS 383.0 (M <sup>+</sup> +H).
85		8.77 (br s, 1H), 8.64 (br s, 1H), 8.52 (br s, 2H), 8.32 (br s, 1H), 8.11 (br s, 2H), 7.90 (br s, 2H), 7.65 (br s, 1H), 7.40 (br s, 1H), 7.16 (br s, 1H).	MS 374.0 (M <sup>+</sup> +H).
86		8.29 (d, 1H), 8.03 (d, 1H), 7.85 (dd, 1H), 7.72 (dt, 1H), 7.69 (d, 1H), 7.59 (d, 1H), 7.41 (d, 1H), 7.22 (dd, 1H), 6.67 (d, 1H)	MS 259.01 (M <sup>+</sup> +H).
87		8.67 (m, 1H), 8.58 (d, 1H), 8.54 (d, 1H), 8.35 (s, 1H), 8.11 (d, 1H), 7.78 (m, 1H), 7.37 (m, 1H), 7.27 (m, 1H), 7.14 (d, 1H)	MS 249.12 (M <sup>+</sup> +H).

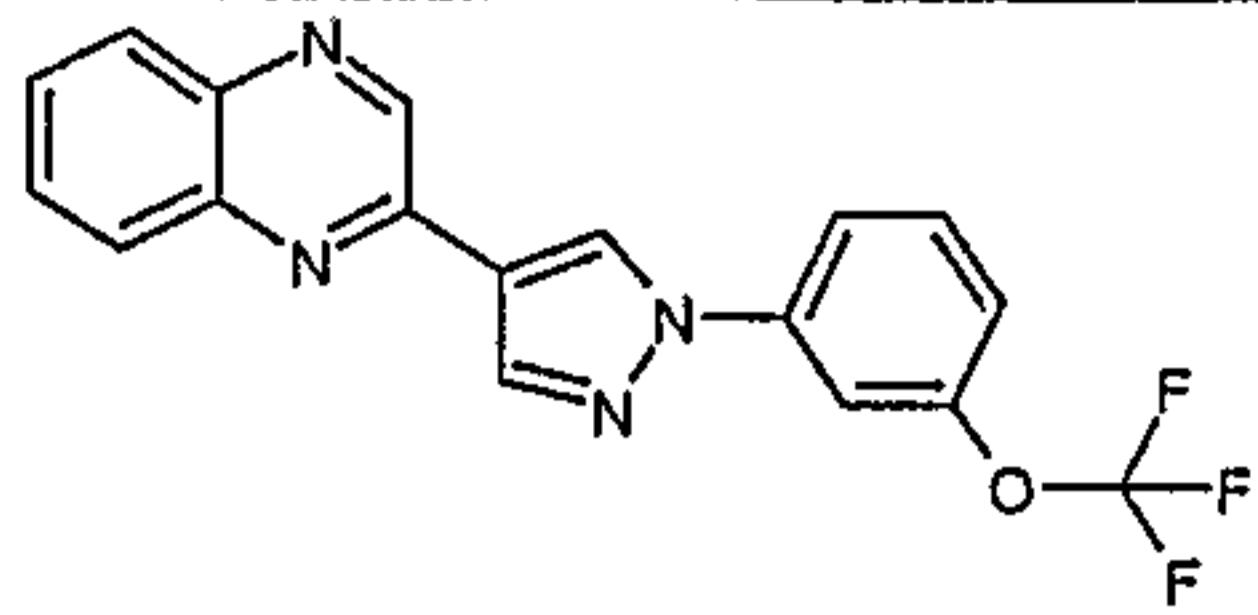
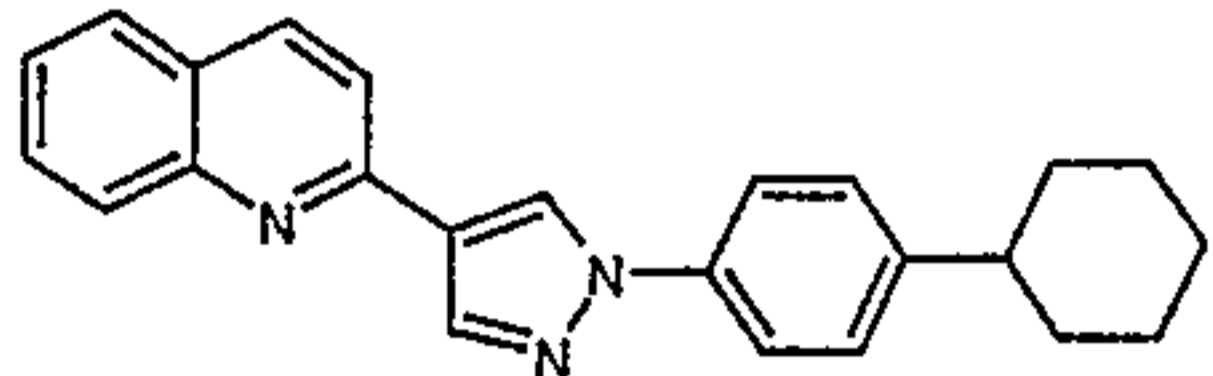
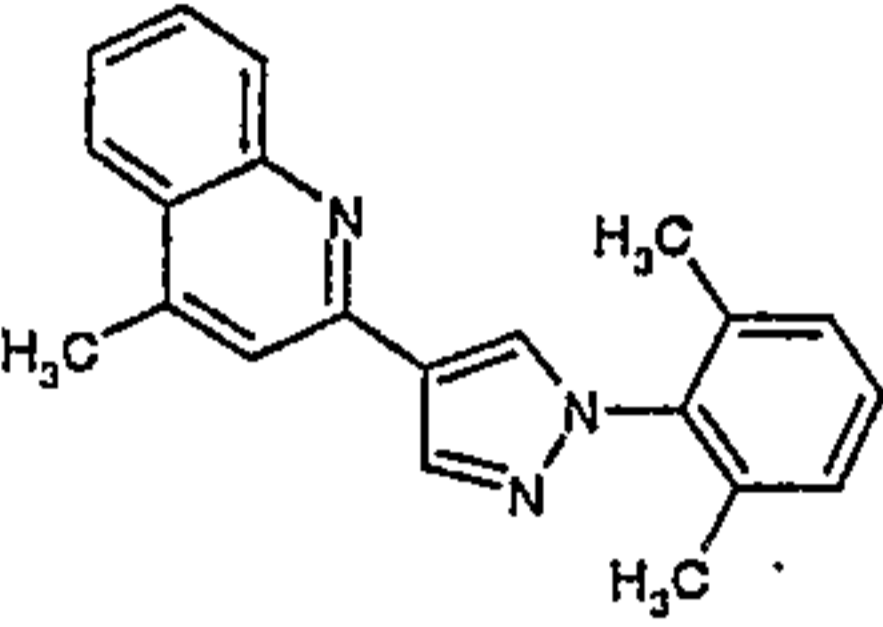
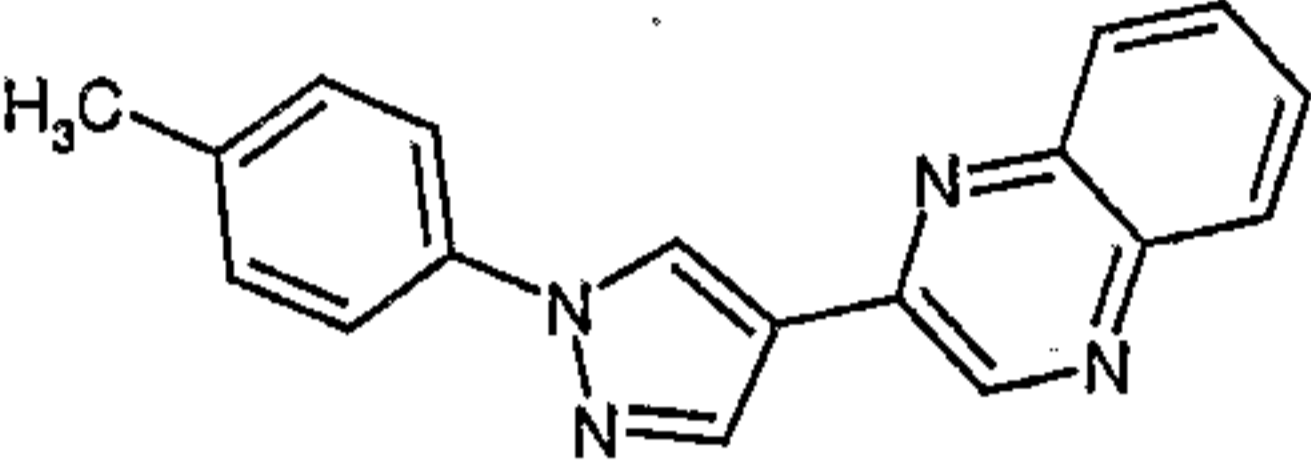
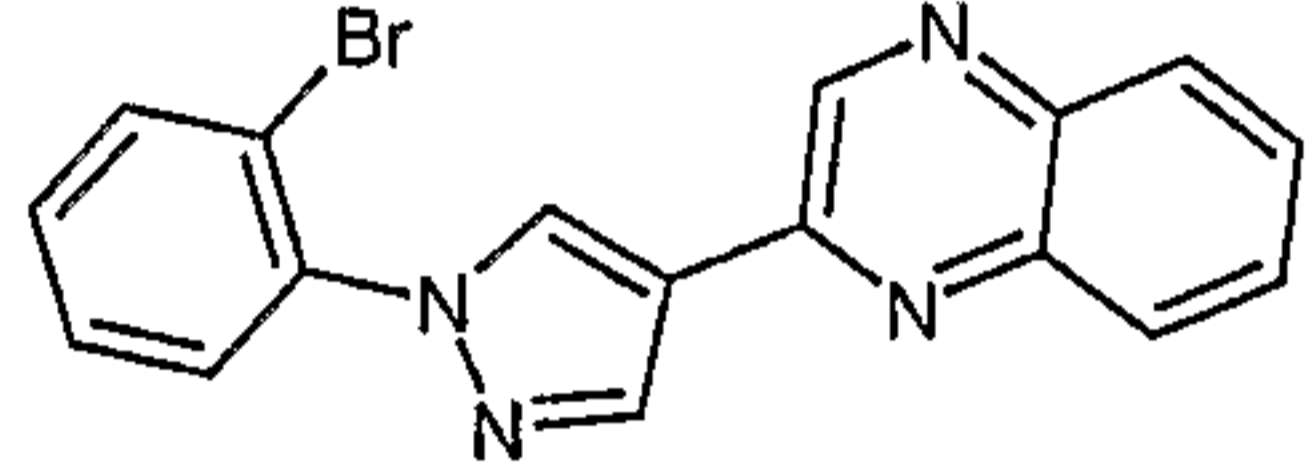
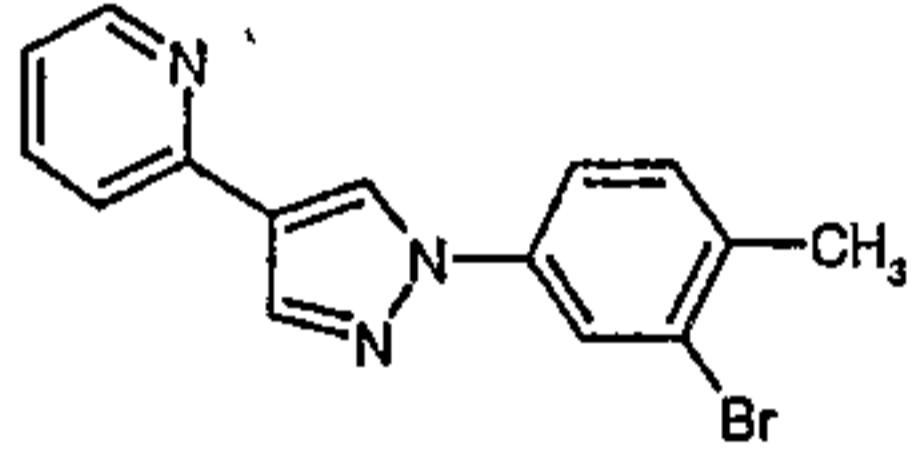
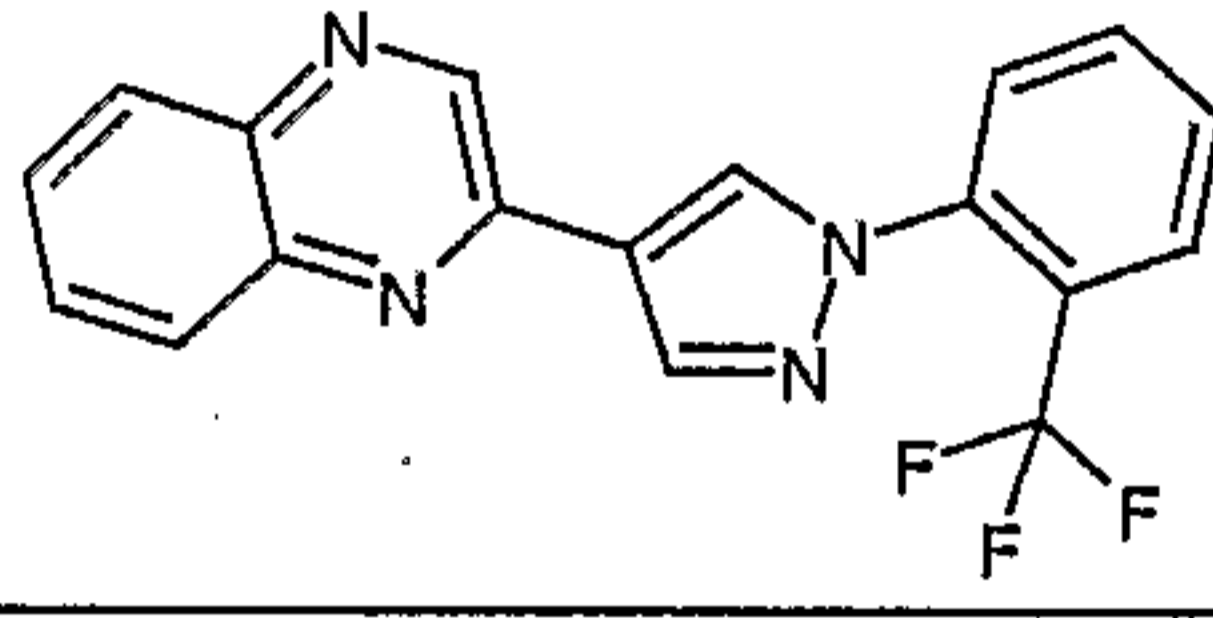
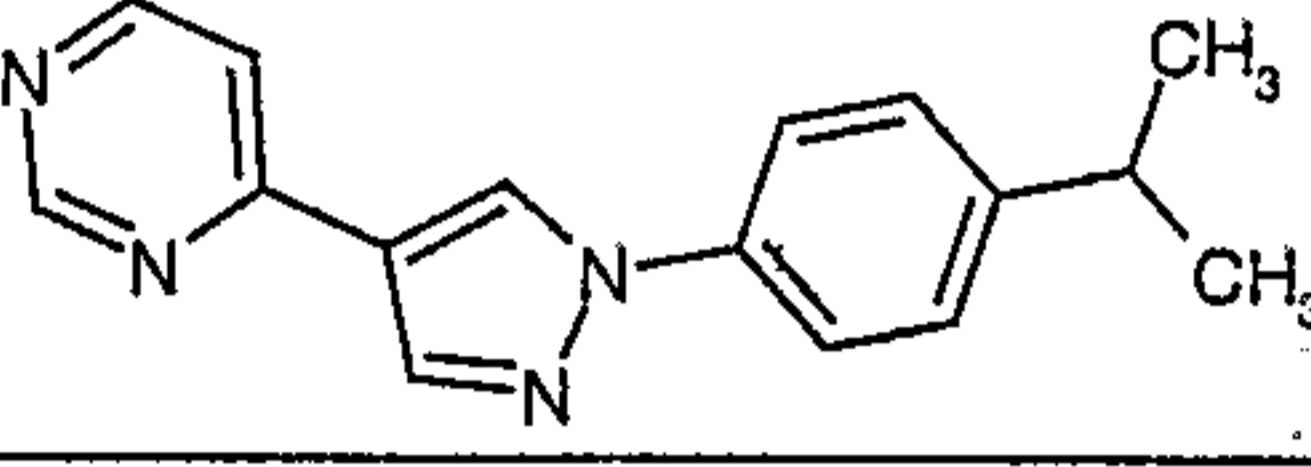
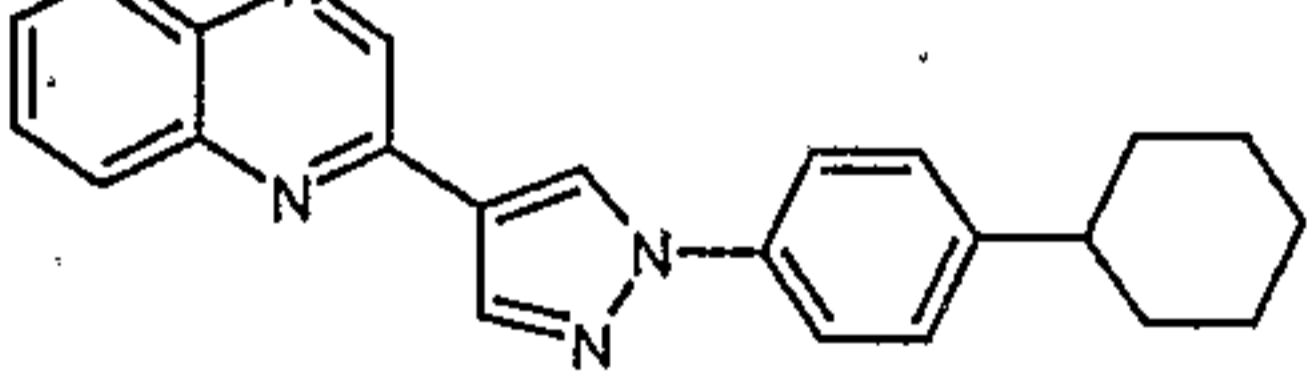
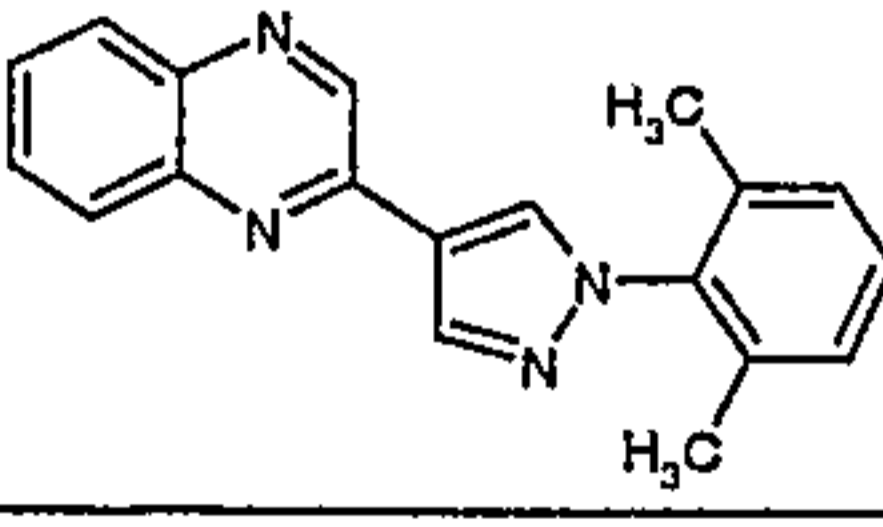
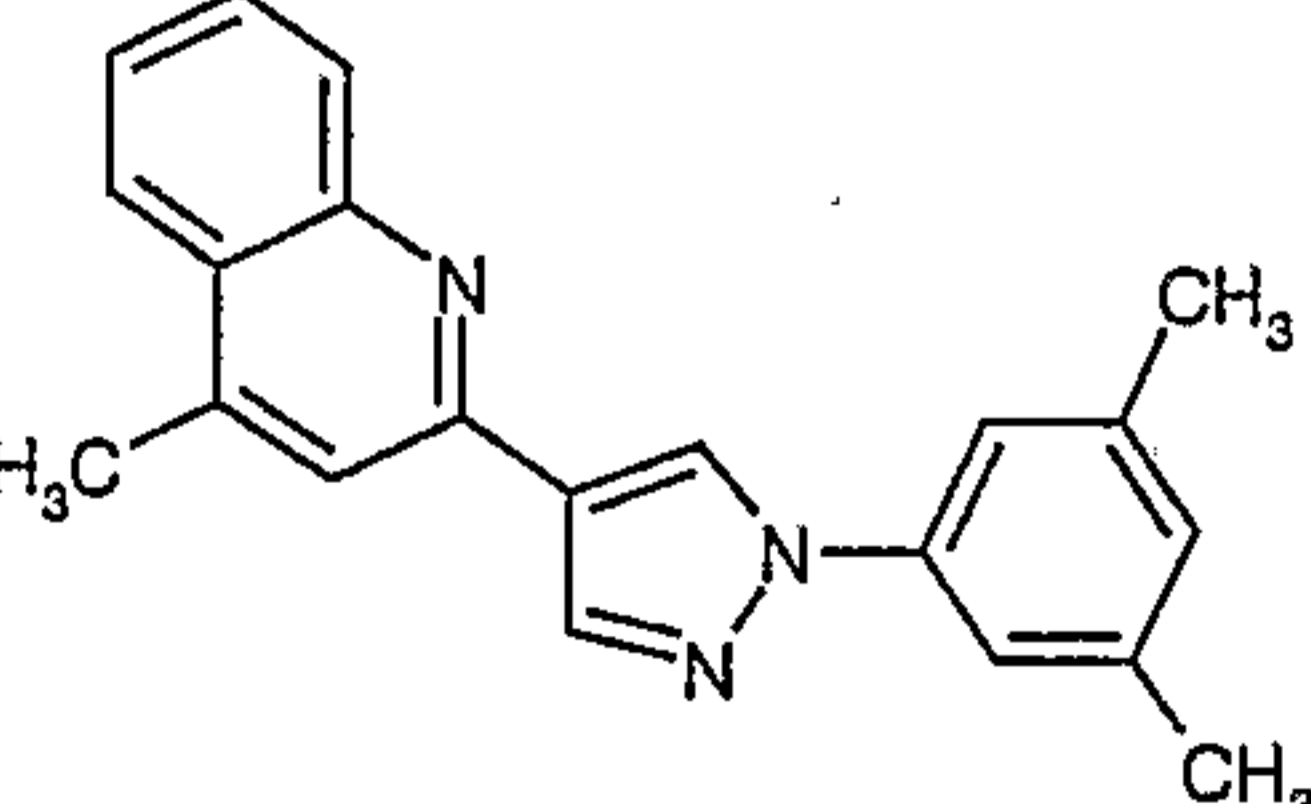
EXAMPLE	Structure	<sup>1</sup> H NMR (δ)	MS (ESI)
88		8.65 (d, 1H), 8.08 (d, 1H), 7.92 (d, 1H), 7.89 (s, 2H), 7.75 (m, 1H), 7.55 (s, 1H), 7.24 (m, 1H), 7.12 (d, 1H)	MS 377.93 (M <sup>+</sup> +H).
89		8.67 (m, 1H), 8.21 (m, 1H), 8.19 (d, 1H), 8.04 (s, 1H), 7.98 (d, 1H), 7.78 (m, 1H), 7.67 (s, 1H), 7.28 (m, 1H), 7.18 (d, 1H)	MS 324.88 (M <sup>+</sup> +H).
90		8.82 (s, 1H), 8.50-8.49 (d, 1H), 8.47-8.44 (m, 2H), 8.02-8.01 (d, 1H), 7.97 (s, 1H), 7.87-7.84 (m, 1H), 7.40-7.39 (m, 1H), 7.36- 7.33 (m, 1H), 7.25-7.23 (m, 1H), 7.11-7.09 (m, 1H), 7.05 (s, 1H), 6.65-6.63 (m, 1H)	MS 333.1 (M <sup>+</sup> +H)
91		8.35 (d, 1H), 7.95 (m, 2H), 7.75 (d, 1H), 7.70 (dd, 1H), 7.55 (m, 1H), 7.35 (m, 2H), 7.10 (d, 1H).	MS 274.3 (M <sup>+</sup> +H).
92		8.88 (d, 1H), 8.80 (d, 1H), 8.46 (d, 1H), 8.39 (m, 1H), 8.18 (s, 1H), 8.02 (d, 1H), 7.80 (t, 1H), 7.60 (d, 1H), 7.55 (s, 1H).	MS 317.9 (M <sup>+</sup> +H).

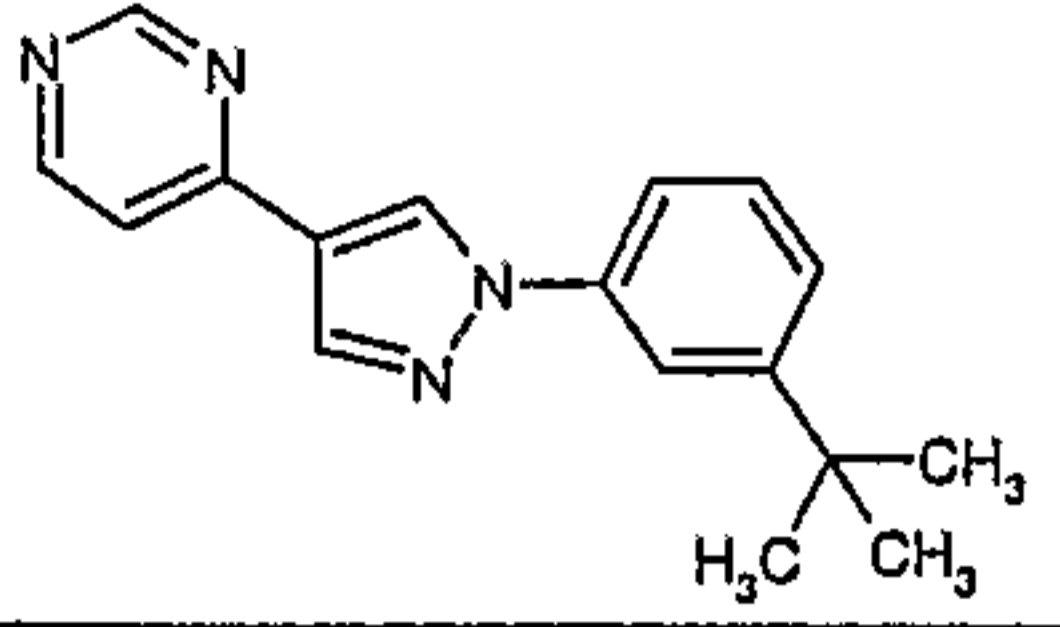
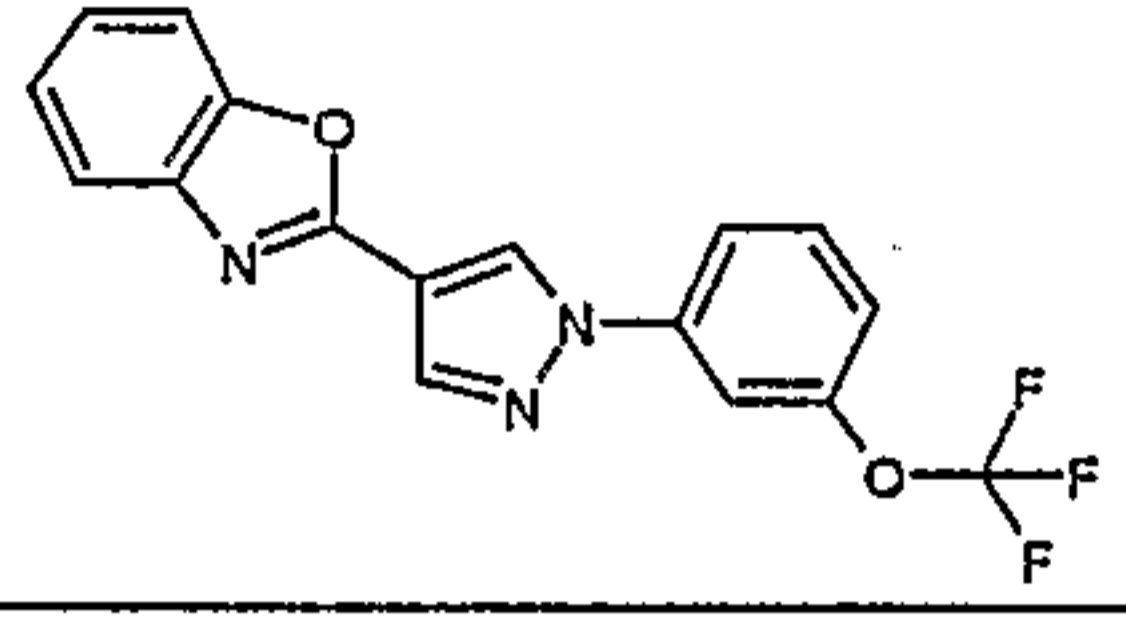
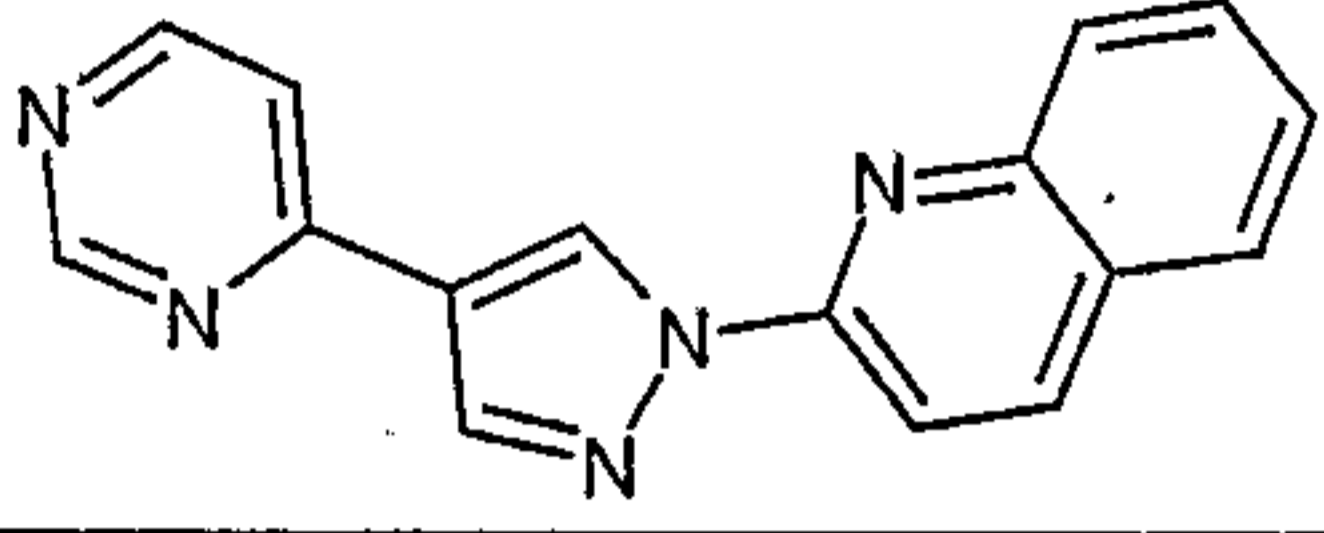
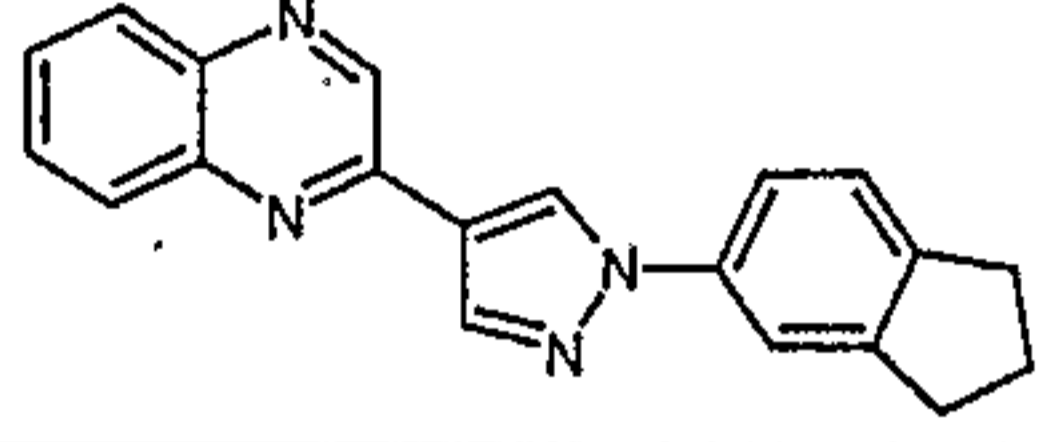
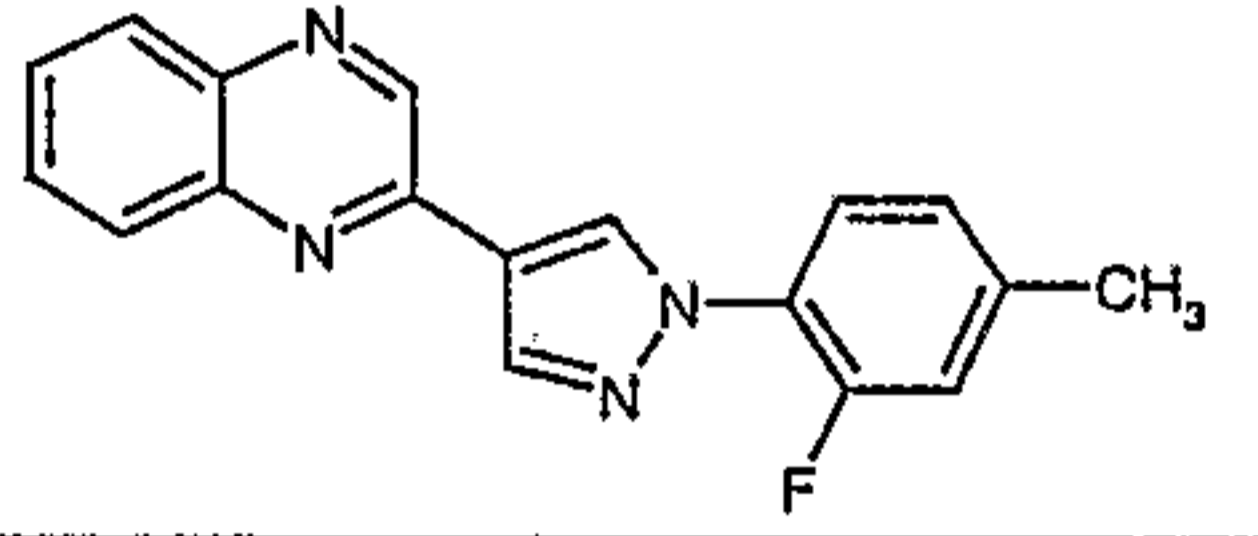
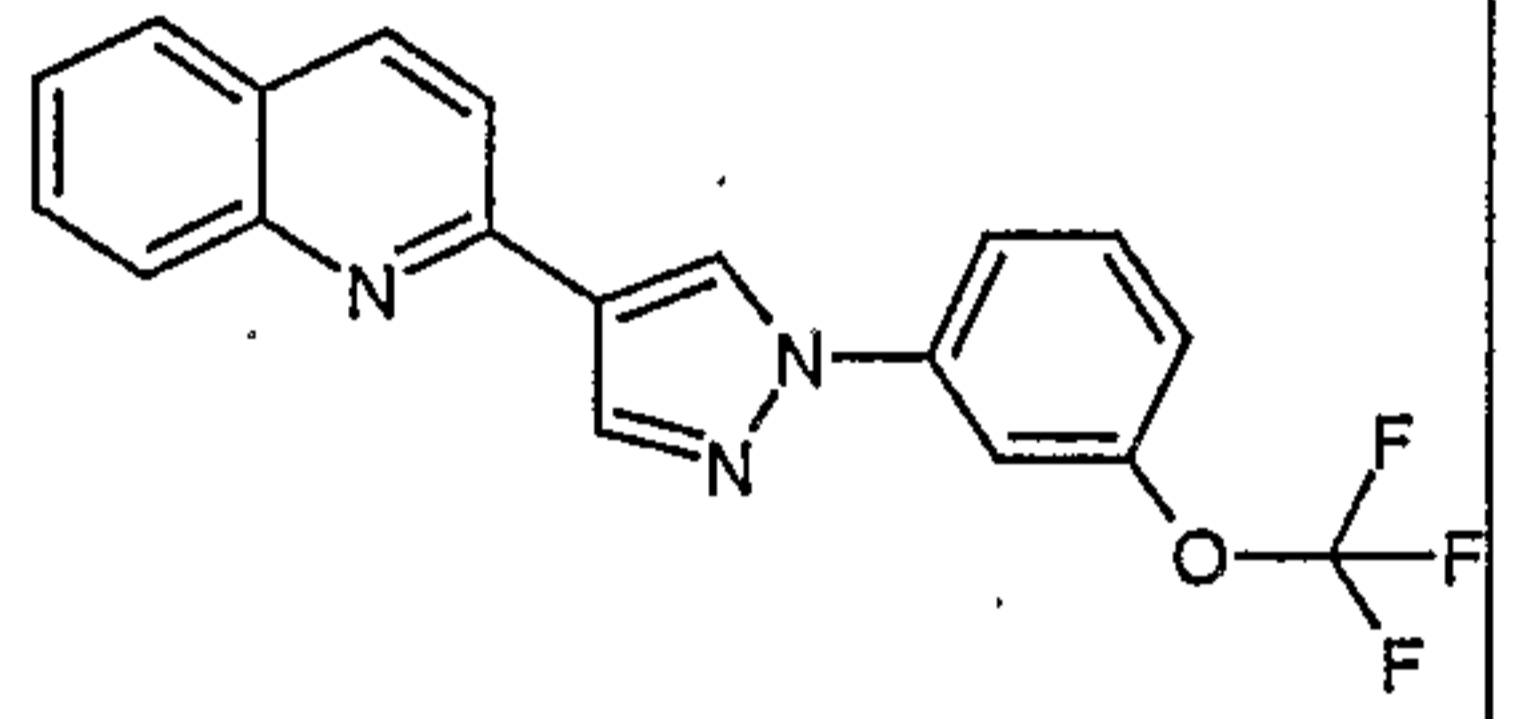
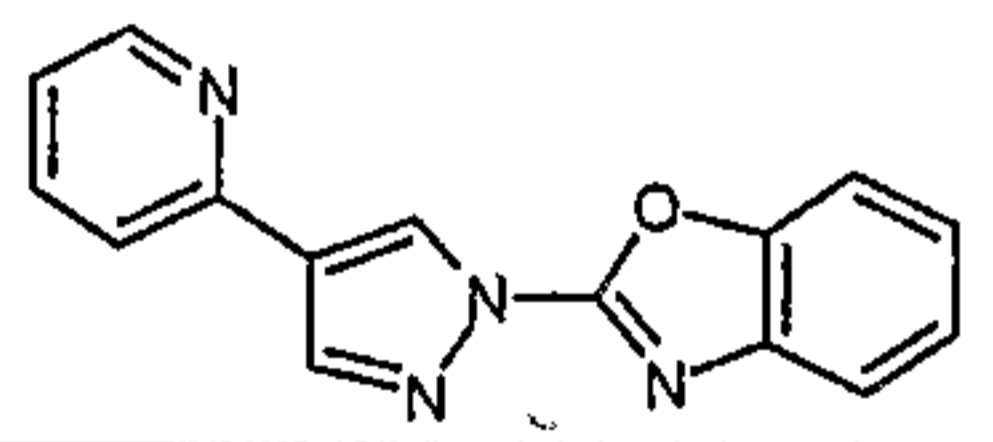
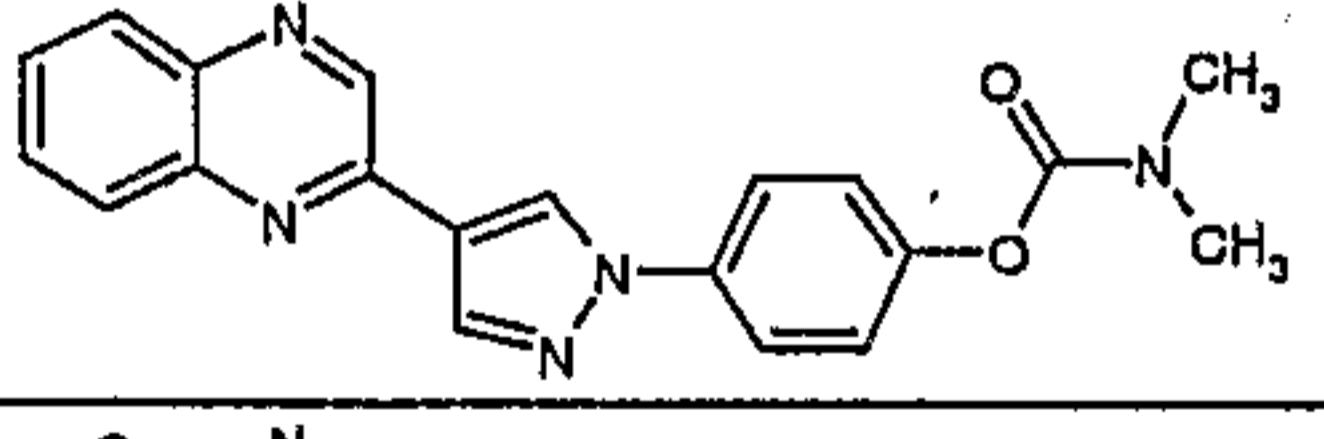
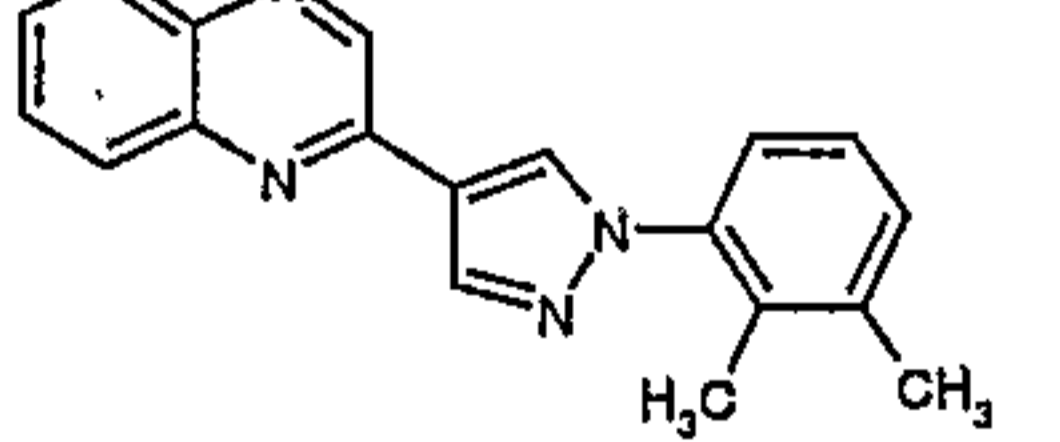
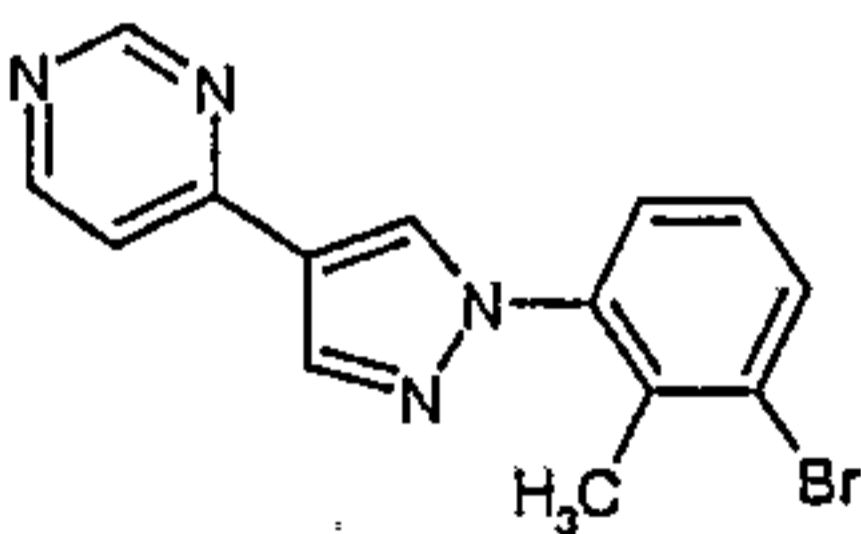
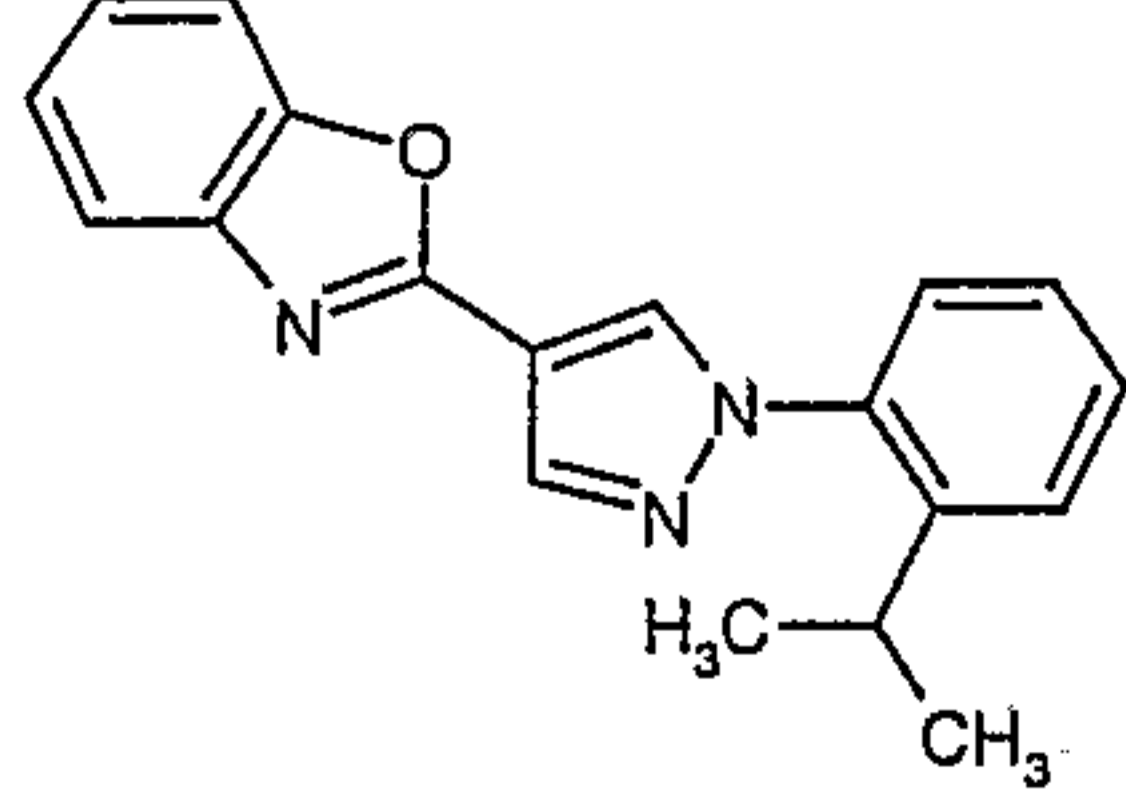
Examples 93-281 have mGluR5 inhibitory activity <30% at 3 μM concentration in the calcium flux assay and/or inhibition <50% at 100 μM concentration in the PI assay.

EXAMPLE	Structure	<sup>1</sup> H NMR (δ)	MS (ESI)
93.		8.72 (d, 1H), 8.44 (m, 1H), 8.35 (d, 1H), 8.22 (s, 1H), 7.81 (m, 3H), 7.65 (m, 1H), 7.60 (m, 1H), 7.48 (s, 1H), 5.60 (s, 2H)	MS 260.7 (M <sup>+</sup> +H).
94.		8.74 (m, 2H), 8.52 (m, 1H), 8.41 (m, 1H), 8.39 (s, 1H), 8.31 (m, 1H), 8.20 (m, 1H), 7.89 (m, 1H), 7.69 (m, 1H), 7.61 (s, 1H), 7.52 (d, 1H), 5.87 (s, 2H)	MS 237.1 (M <sup>+</sup> +H).
95.		8.58 (d, 1H), 8.09 (t, 1H), 7.95 (d, 1H), 7.56 (m, 1H), 7.46 (m, 1H), 7.28 (m, 1H), 7.20 (d, 1H)	MS 257.2 (M <sup>+</sup> ).
96.		9.61 (m, 1H), 8.67 (s, 1H), 8.41 (s, 1H), 8.21 – 8.29 (m, 2H), 7.93 (m, 1H), 7.87 (m, 1H), 7.80 (m, 1H), 7.53 (m, 1H), 2.72 (s, 3H).	MS 261 (M <sup>+</sup> +H).
97.		8.87 (s, 1H), 8.66 (m, 1H), 8.46 (s, 1H), 8.34 (m, 1H), 8.16 (m, 1H), 7.86 (m, 2H), 7.65 (m, 1H), 7.45 (m, 2H), 5.59 (s, 2H).	MS 261 (M <sup>+</sup> +H).
98.		8.74 (m, 1H), 8.64 (m, 1H), 8.33 (s, 1H), 8.22 (m, 1H), 8.06 (m, 1H), 7.82 (m, 1H), 7.79 (s, 1H), 7.55 – 7.66 (m, 3H), 5.52 (s,	MS 261 (M <sup>+</sup> +H).

EXAMPLE	Structure	<sup>1</sup> H NMR (δ)	MS (ESI)
		2H).	
99.		9.53 (s, 1H), 9.05 (s, 1H), 8.7 (s, 1H), 8.52-8.54 (d, 1H), 8.13-8.24 (m, 3H), 7.54-7.58 (m, 1H).	MS 248.1 (M <sup>+</sup> +H).
100.		8.82 (m, 1H), 8.68 (m, 1H), 8.42 (s, 1H), 8.31 (m, 1H), 8.14 (m, 1H), 7.92 (m, 1H), 7.71 - 7.75 (m, 1H), 7.54 - 7.65 (m, 2H), 7.41 (m, 1H)	MS 261 (M <sup>+</sup> +H).
101.		8.45 (d, 1H), 8.15 (s, 1H), 8.02 (m, 1H), 7.97 (s, 3H), 7.80 (d, 1H), 7.45 (m, 1H), 7.12 (s, 1H).	MS 358.3 (M <sup>+</sup> +H).
102.		8.78 (s, 1H), 8.45-8.43 (m, 1H), 8.02-7.97 (m, 2H), 7.86-7.81 (m, 1H), 7.58- 7.53 (m, 2H), 7.24-7.14 (M, 1H), 7.13-7.06 (m, 2H).	ND
103.		8.96 (s, 1H), 8.47-8.44 (m, 1H), 8.07-8.01 (m, 2H), 7.89-7.84 (m, 1H), 7.69 (s, 4H) 7.28-7.24 (m, 1H).	ND
104.		8.90 (d, 1H), 8.47-8.44 (m 1H), 8.05-8.01 (m, 2H), 7.89-7.83 (m, 2H), 7.79- 7.75 (m, 1H), 7.54-7.52 (d, 2H), 7.26-7.21 (m, 1H).	ND
105.		8.91 (d, 1H), 8.47-8.44 (m, 1H), 8.06-7.99 (m, 2H), 7.89-7.83 (m, 1H), 7.72- 7.63 (m, 4H), 7.26-7.21 (m,	ND

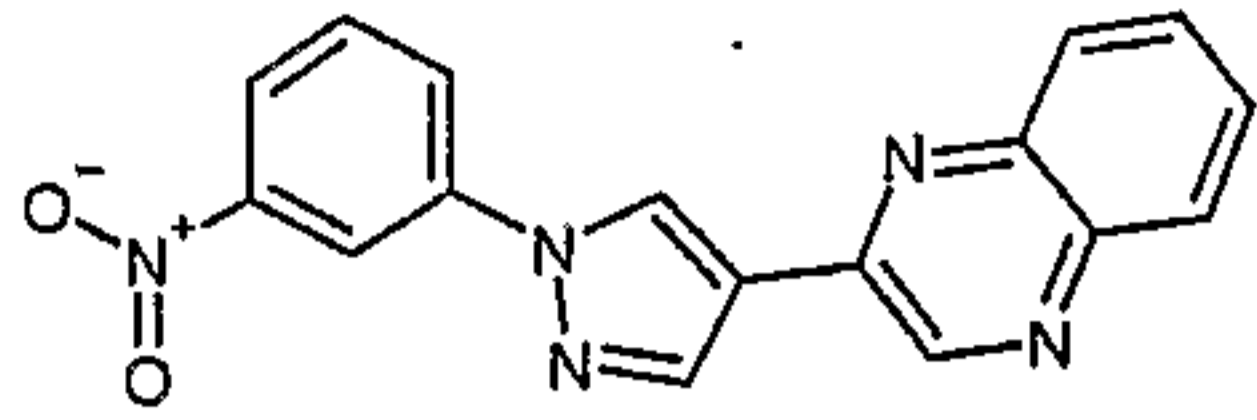
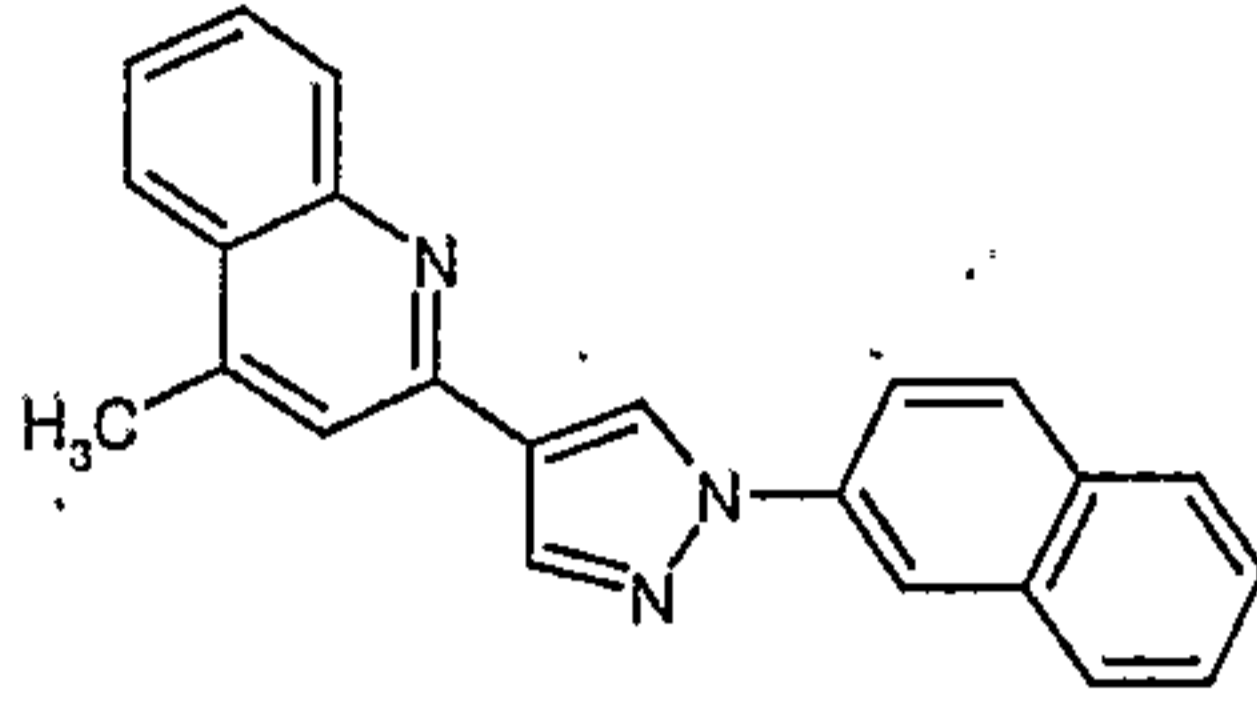
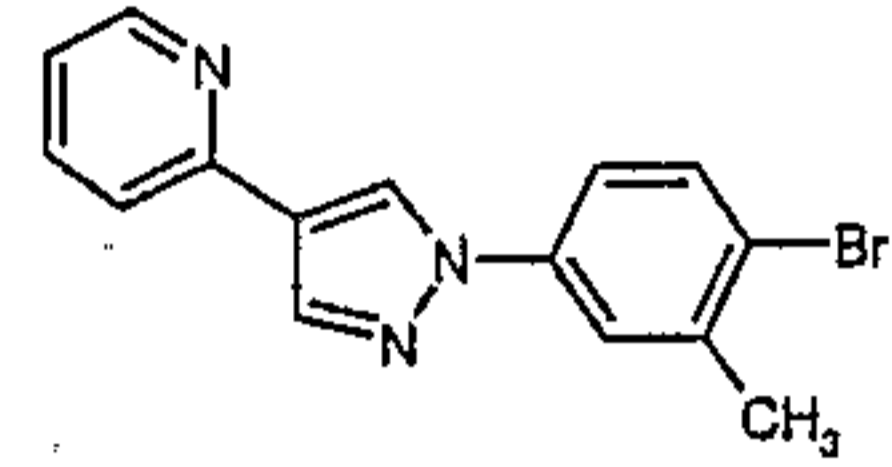
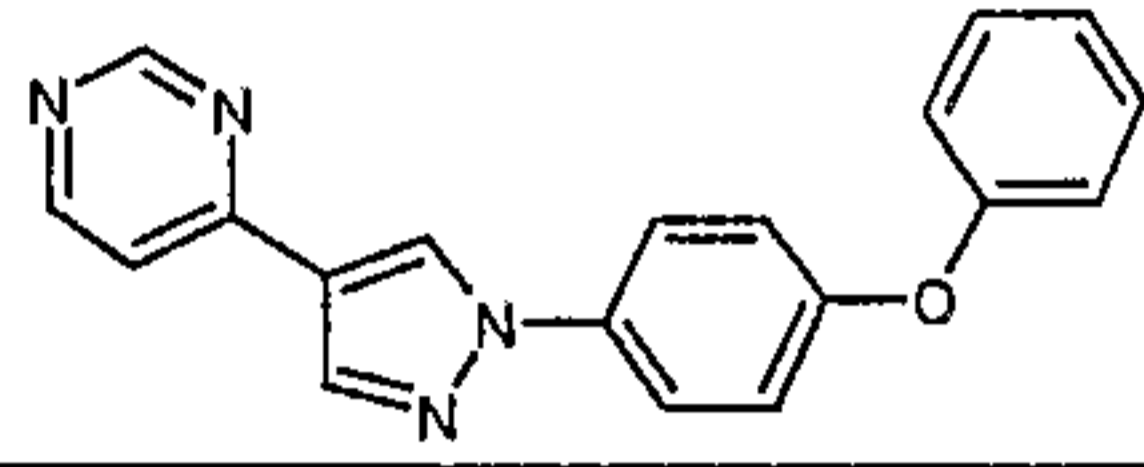
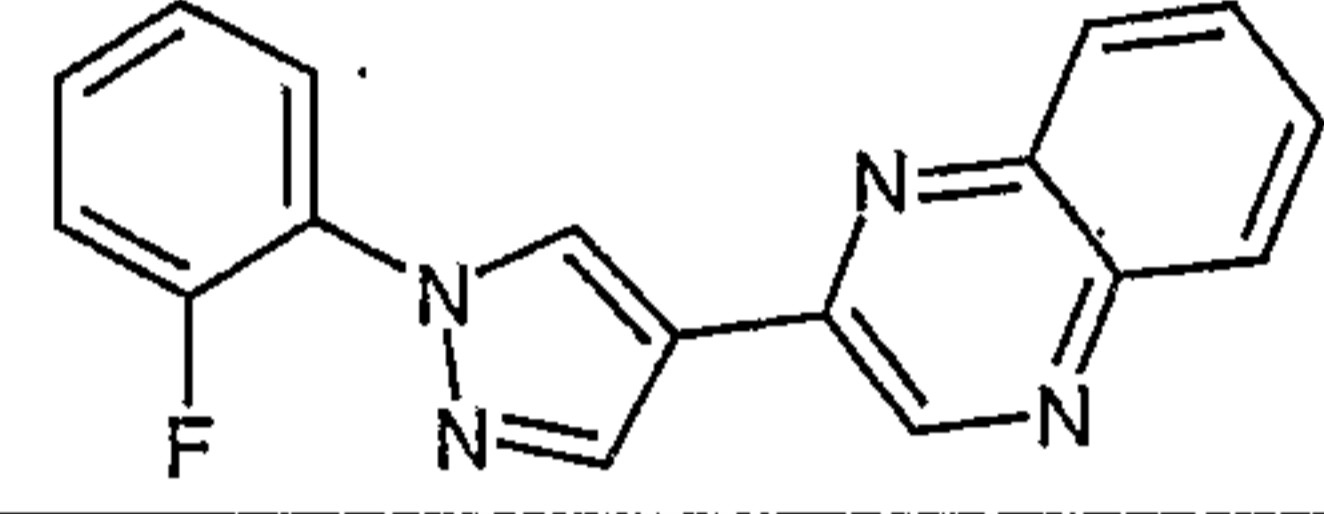
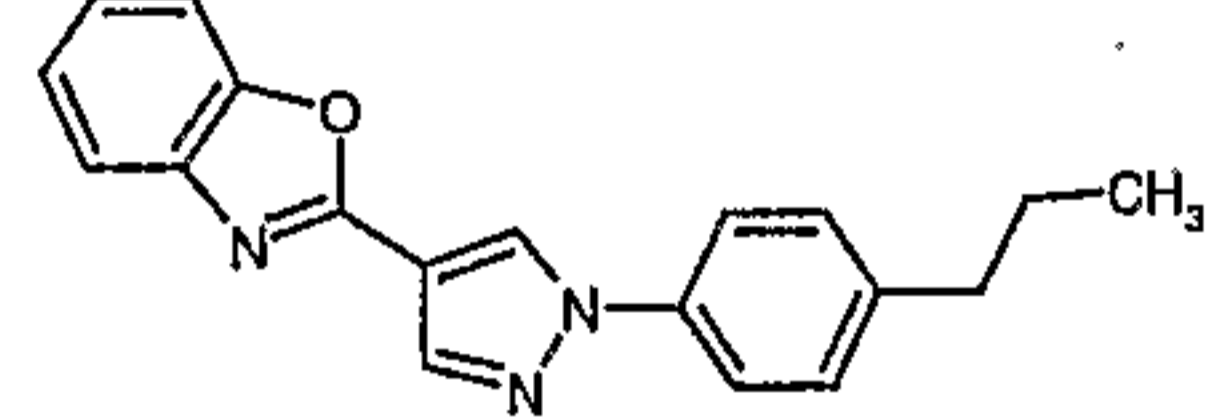
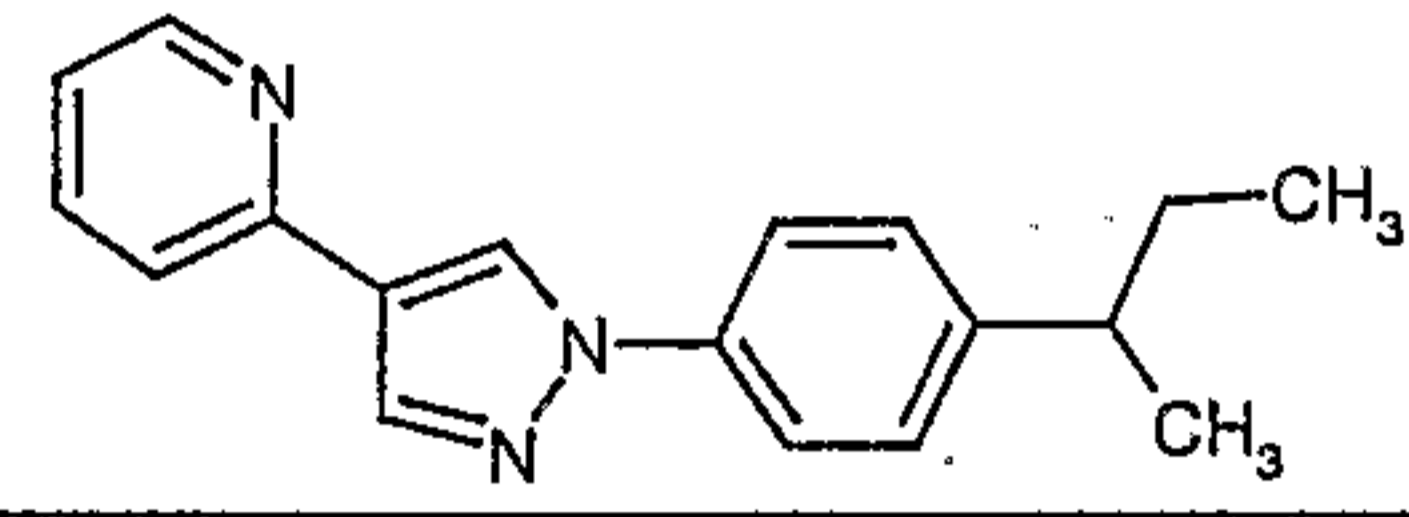
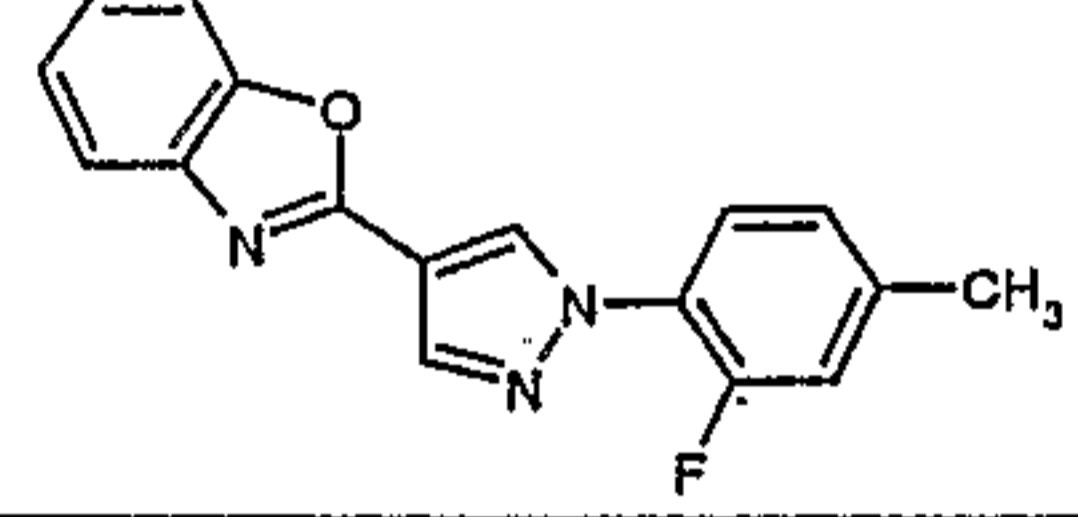
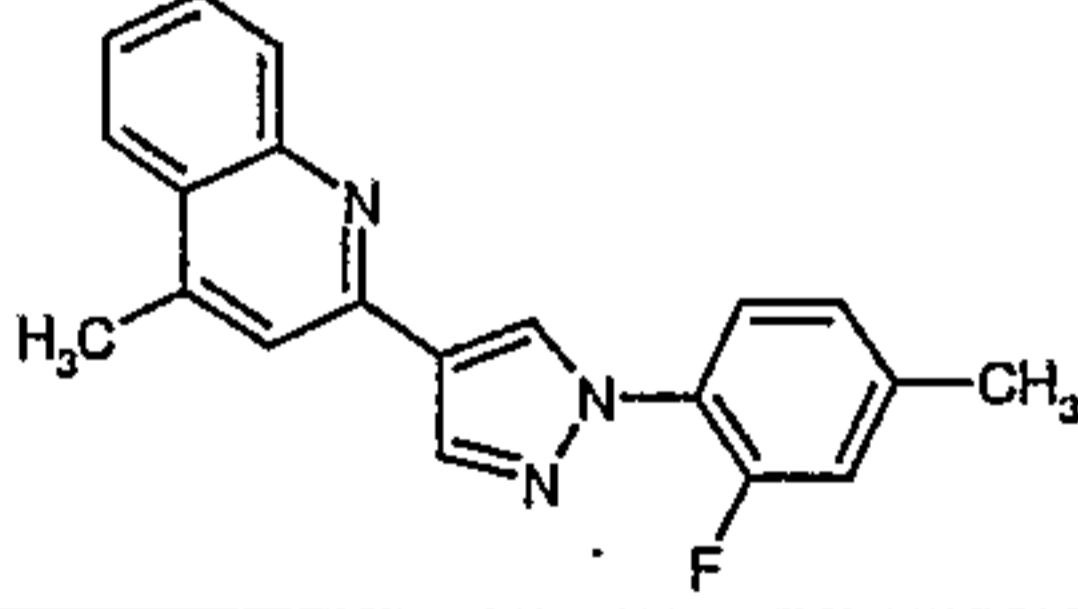
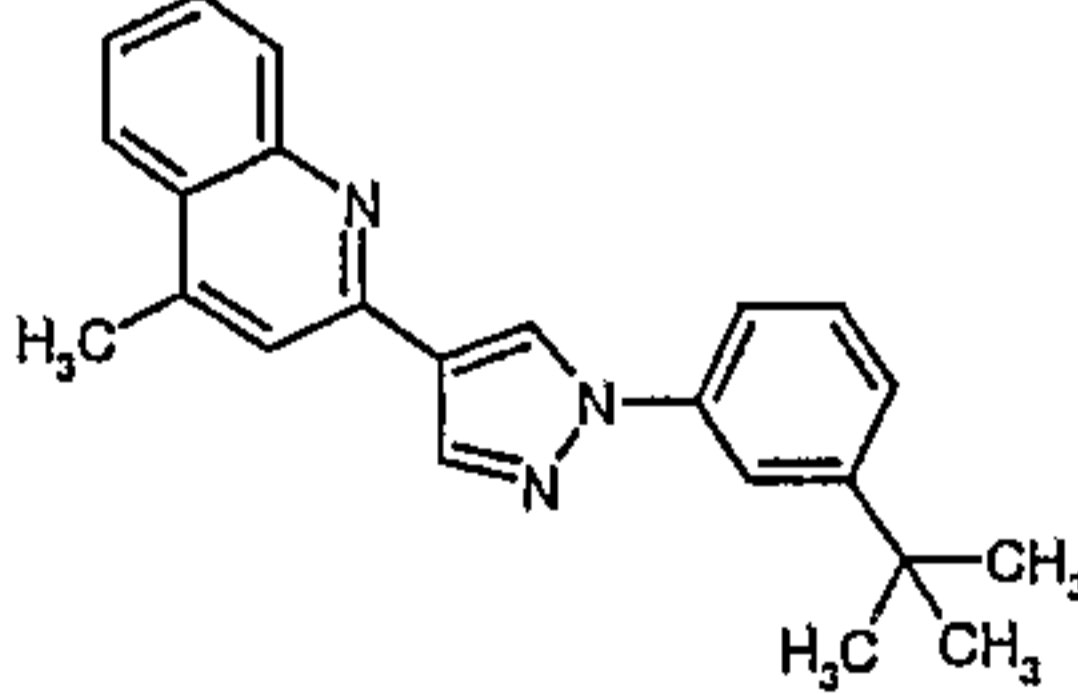
EXAMPLE	Structure	<sup>1</sup> H NMR (δ)	MS (ESI)
		1H).	
106.		9.20-9.19 (m, 1H), 9.02 (s, 1H), 8.48-8.46 (m, 1H), 8.30-8.28 (m, 1H), 8.175 (s, 1H), 8.13-8.10 (d, 1H), 8.06-8.03 (d, 1H), 7.89-7.83 ND (m, 2H), 7.73-7.67 (m, 1H), 7.60-7.54 (m, 1H), 7.26-7.20 (m, 1H).	ND
107.		8.84 (d, 1H), 8.46-8.43 (m, 1H), 8.03-8.00 (m, 2H), 7.88-7.82 (m, 1H), 7.39-7.34 (m, 2H), 7.31-7.20 (m, 2H), 7.01-6.94 (m, 1H).	ND
108.		8.85 (d, 1H), 8.46-8.42 (m, 1H), 8.02-7.99 (m, 2H), 7.88-7.82 (m, 1H), 7.472-7.466 (d, 2H), 7.26-7.20 (m, 2H).	ND
109.		8.85 (d, 1H), 8.46-8.43 (m, 1H), 8.02-7.98 (m, 2H), 7.88-7.82 (m, 1H), 7.26-7.22 (m, 1H), 7.12-7.08 (m, 2H), 6.75-6.68 (m, 1H).	ND
110.		ND	MS 290 (M <sup>+</sup> +H).
111.		ND	MS 321 (M <sup>+</sup> +H).
112.		ND	MS 354, 356 (M <sup>+</sup> +H).

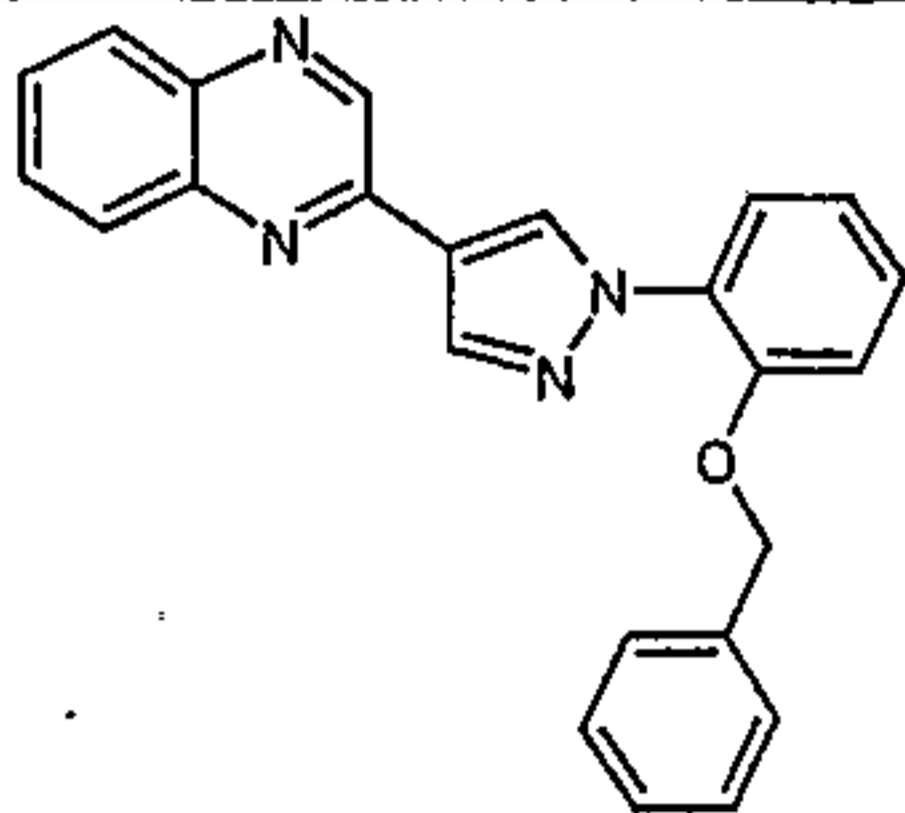
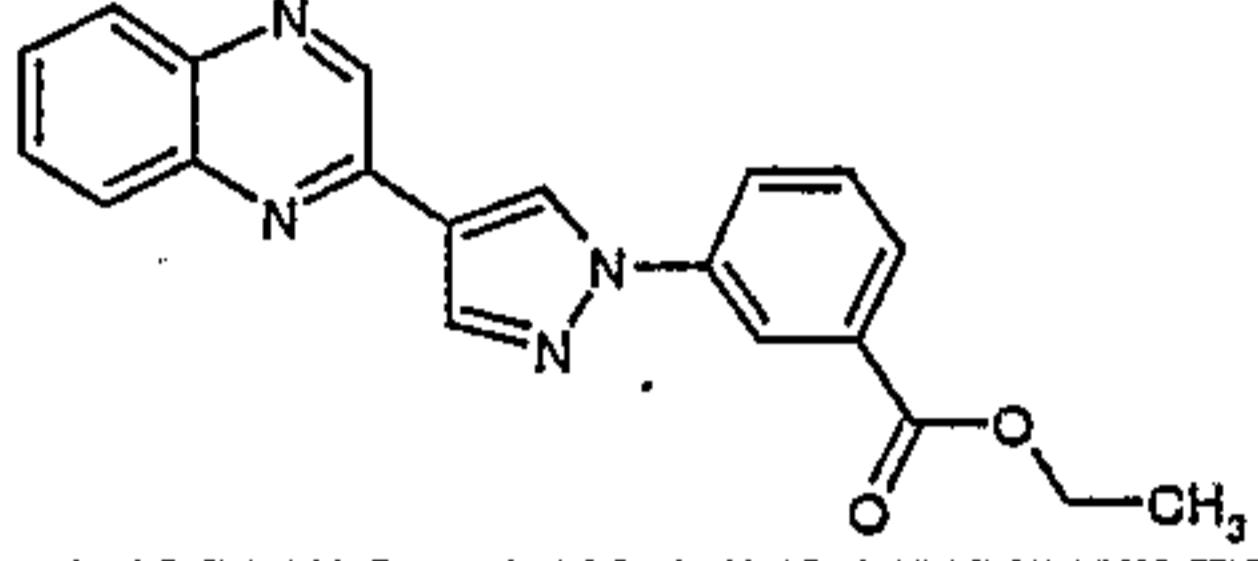
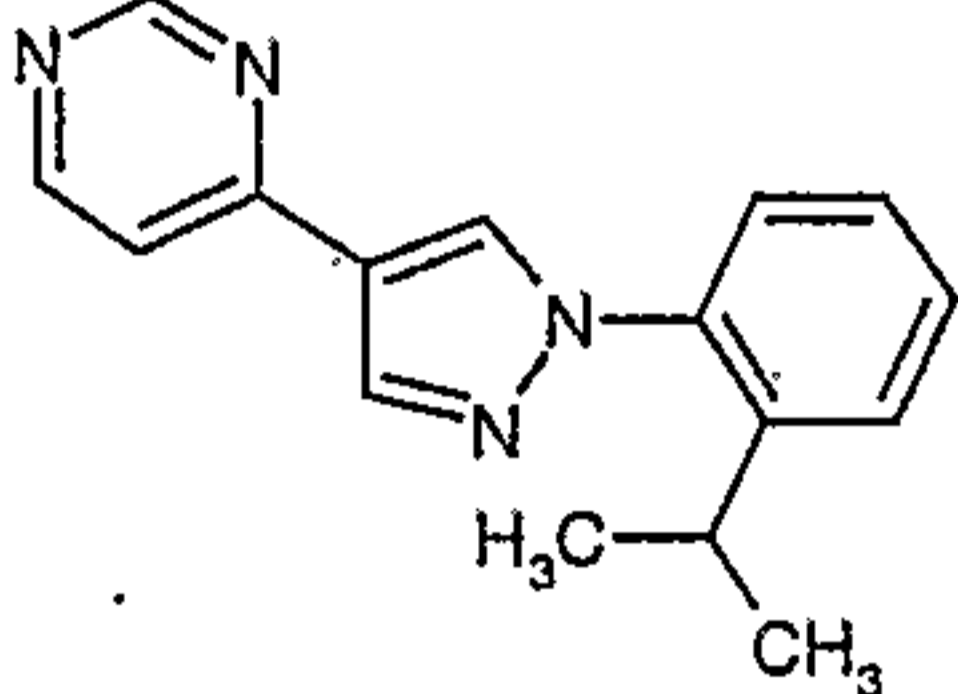
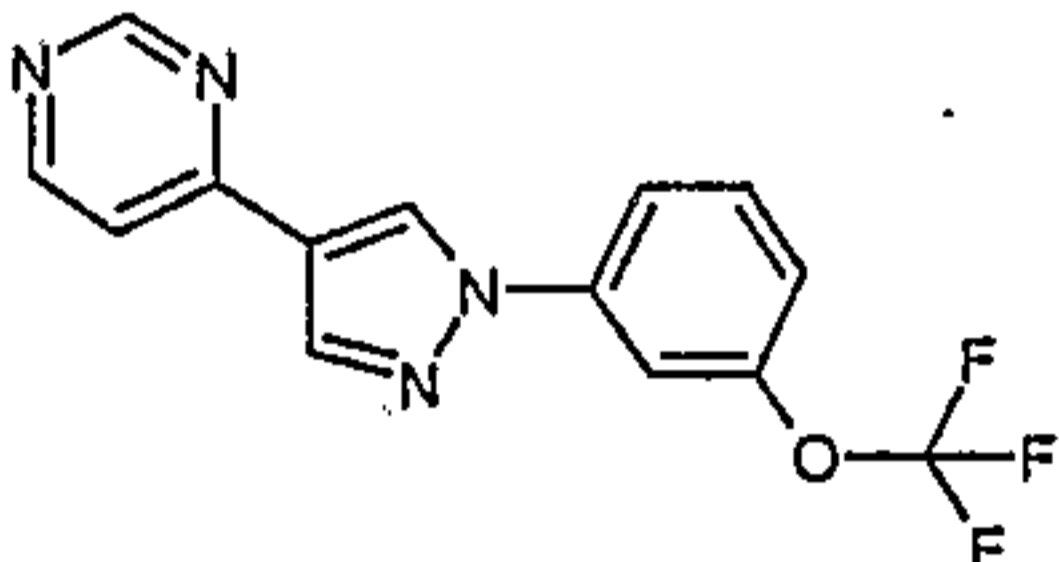
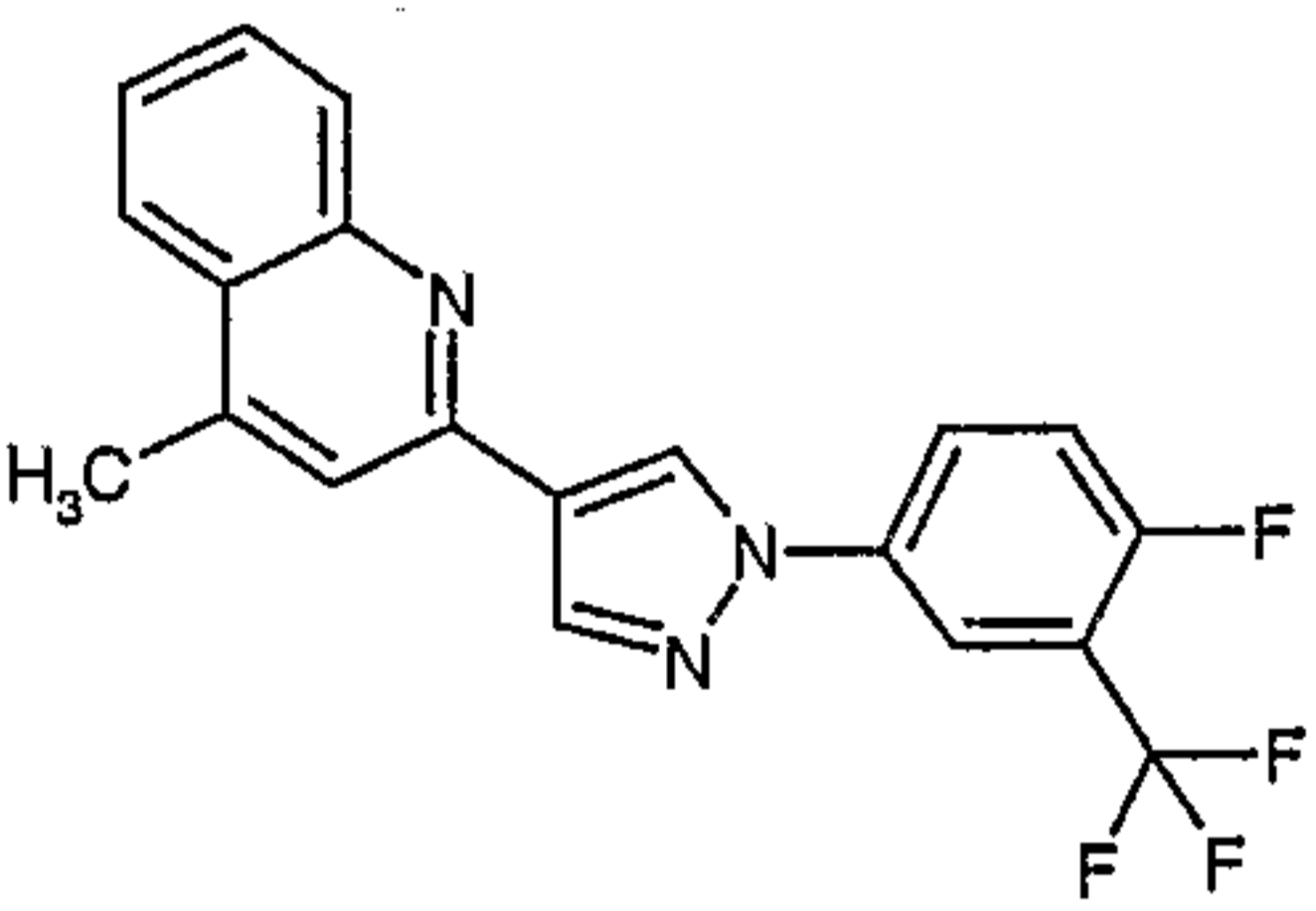
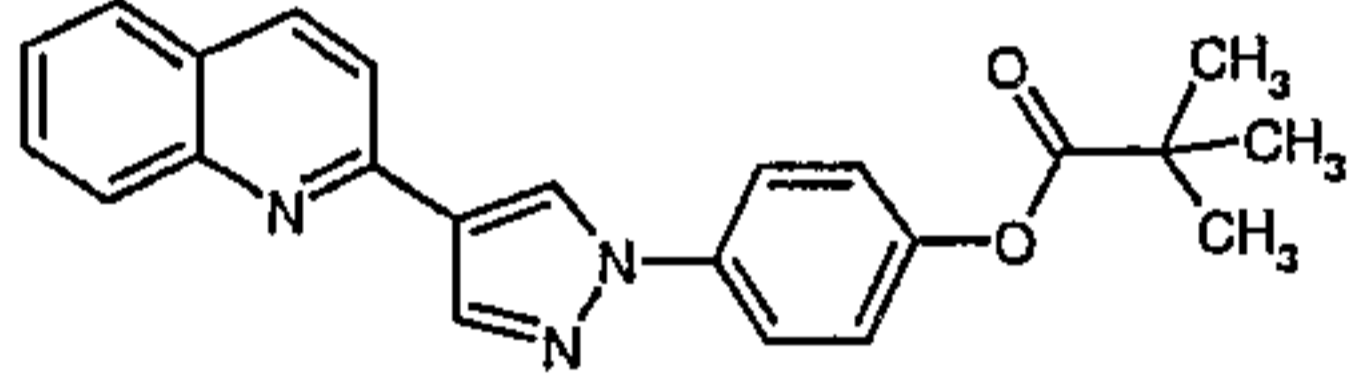
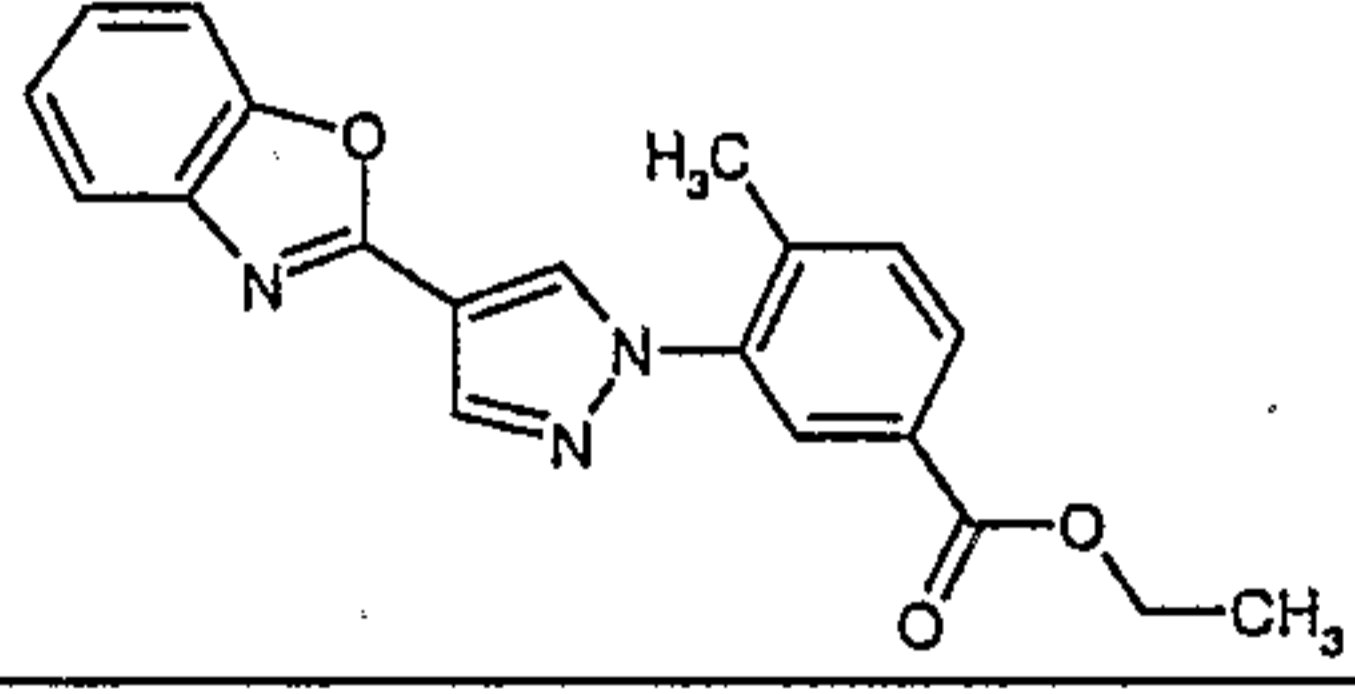
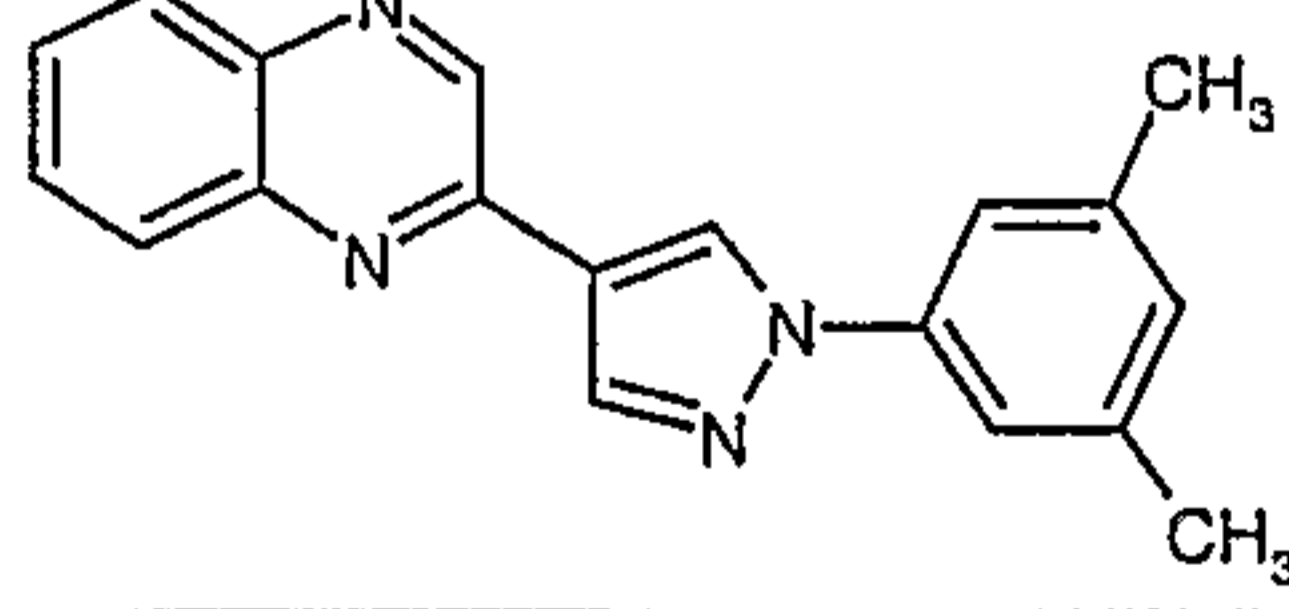
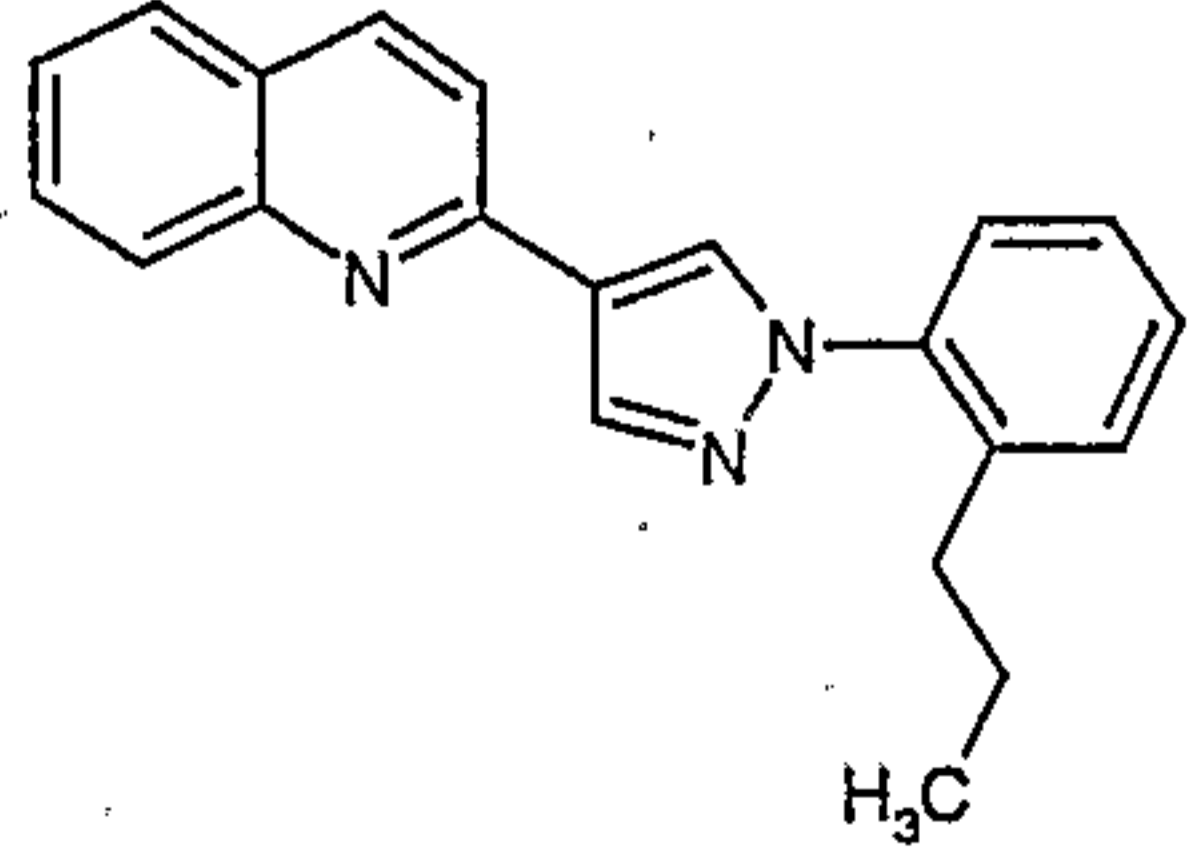
EXAMPLE	Structure	<sup>1</sup> H NMR (δ)	MS (ESI)
113.		ND	MS 357 (M <sup>+</sup> +H).
114.		ND	MS 354 (M <sup>+</sup> +H).
115.		ND	MS 314 (M <sup>+</sup> +H).
116.		ND	MS 287 (M <sup>+</sup> +H).
117.		ND	MS 352 (M <sup>+</sup> +H).
118.		ND	MS 314, 316 (M <sup>+</sup> +H).
119.		ND	MS 341 (M <sup>+</sup> +H).
120.		ND	MS 265 (M <sup>+</sup> +H).
121.		ND	MS 355 (M <sup>+</sup> +H).
122.		ND	MS 301 (M <sup>+</sup> +H).
123.		ND	MS 314 (M <sup>+</sup> +H).

EXAMPLE	Structure	<sup>1</sup> H NMR (δ)	MS (ESI)
124.		ND	MS 279 (M <sup>+</sup> +H).
125.		ND	MS 346 (M <sup>+</sup> +H).
126.		ND	MS 274 (M <sup>+</sup> +H).
127.		ND	MS 313 (M <sup>+</sup> +H).
128.		ND	MS 305 (M <sup>+</sup> +H).
129.		ND	MS 356 (M <sup>+</sup> +H).
130.		ND	MS 263 (M <sup>+</sup> +H).
131.		ND	MS 360 (M <sup>+</sup> +H).
132.		ND	MS 301 (M <sup>+</sup> +H).
133.		ND	MS 315, 317 (M <sup>+</sup> +H).
134.		ND	MS 304 (M <sup>+</sup> +H).

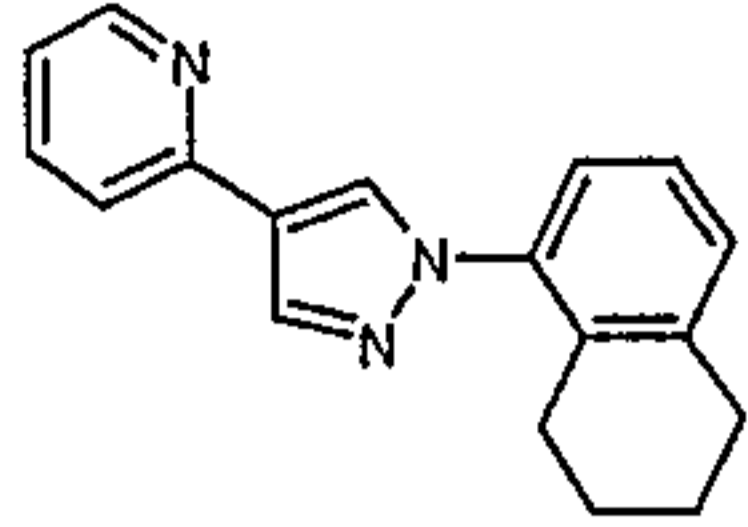
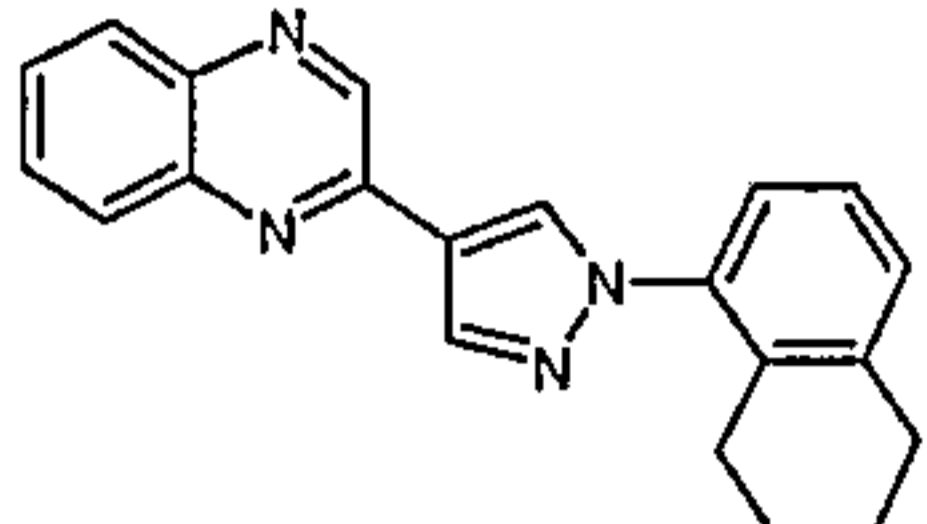
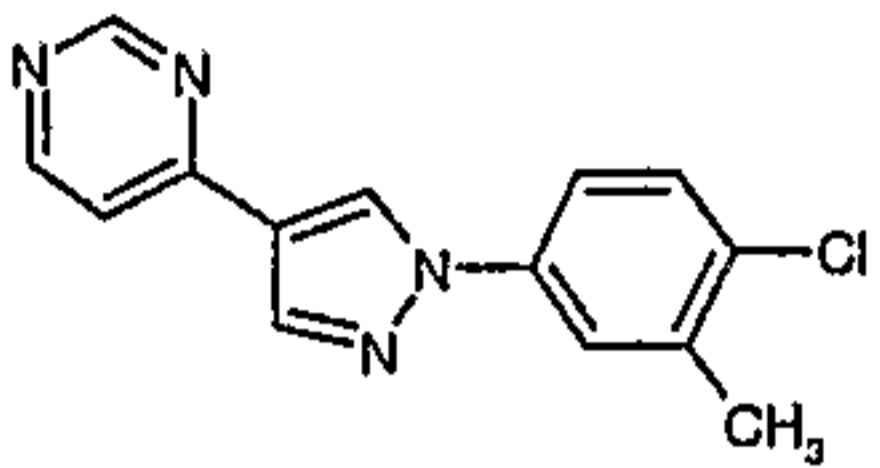
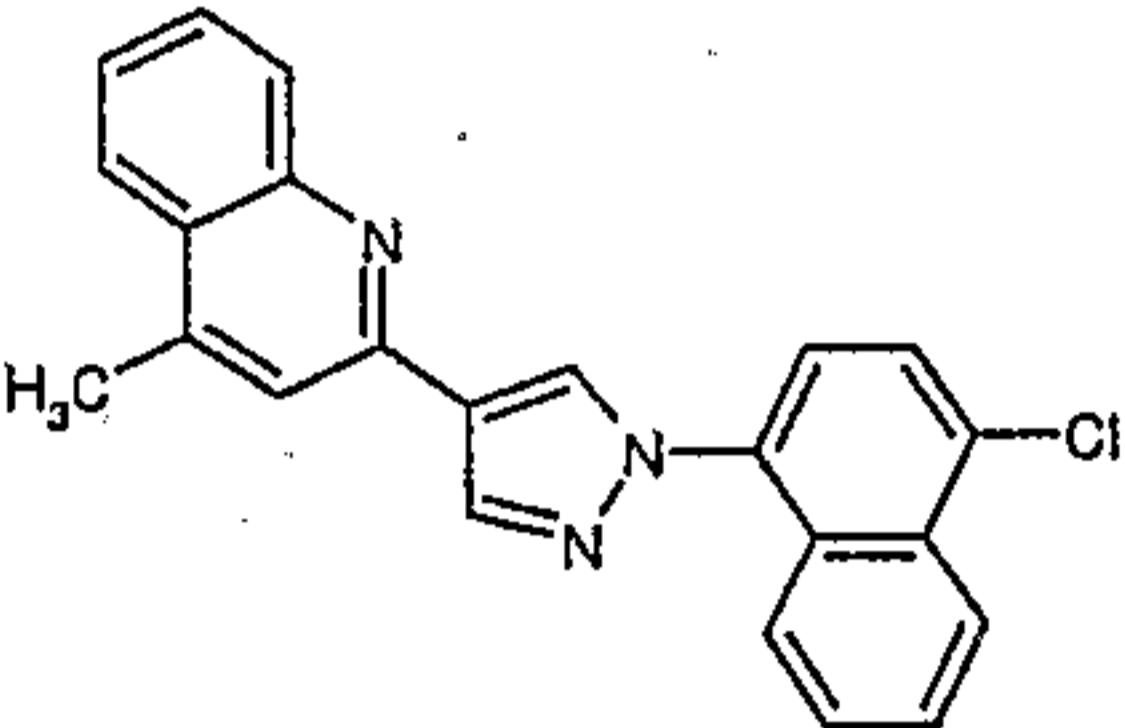
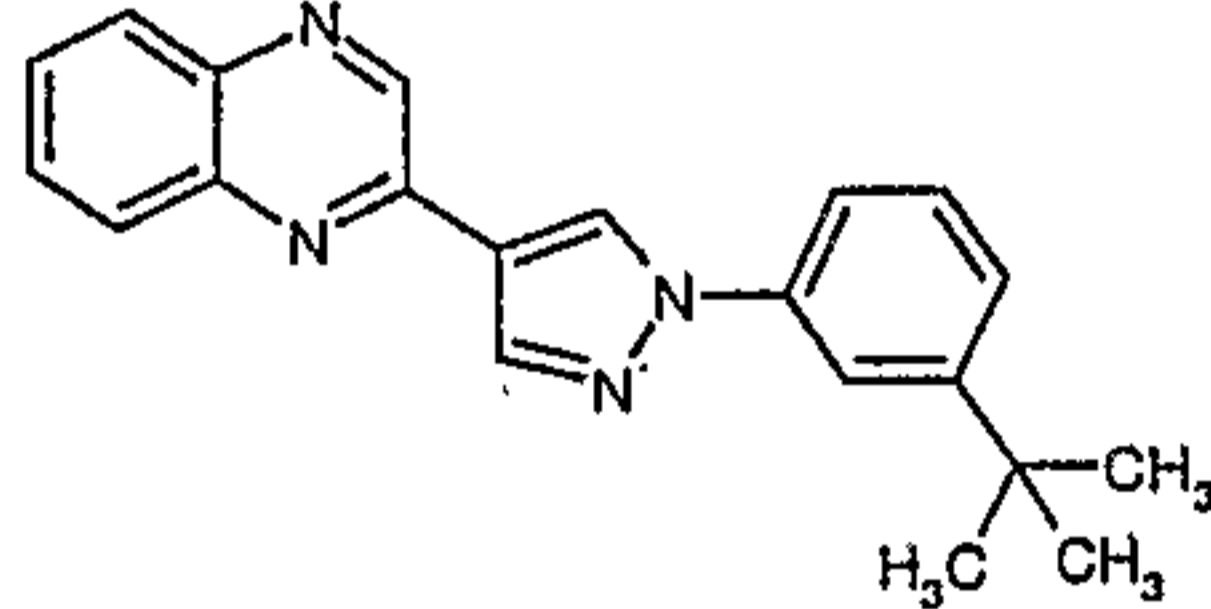
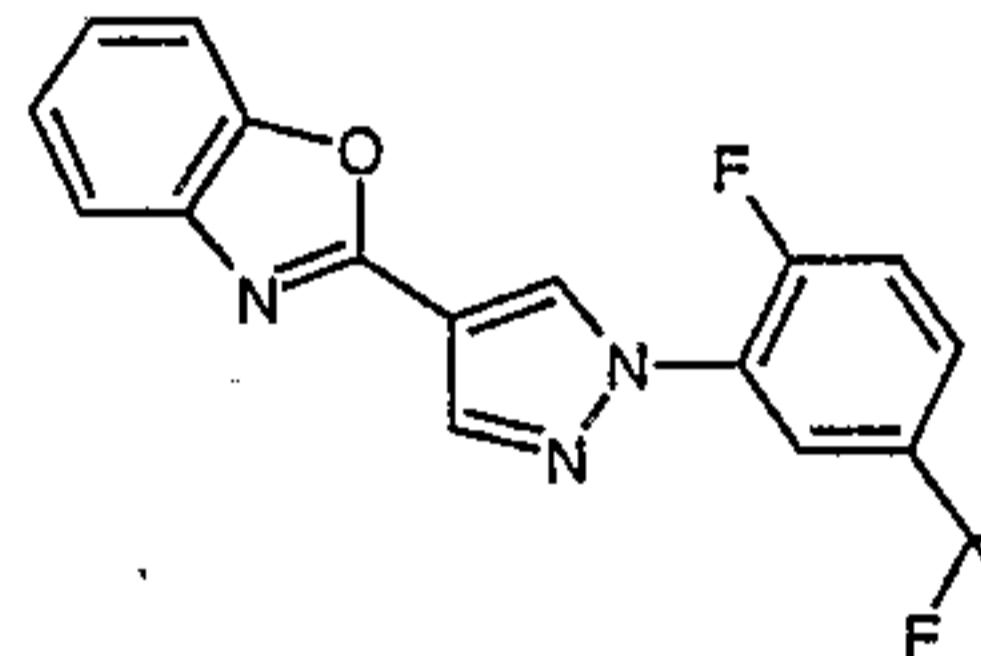
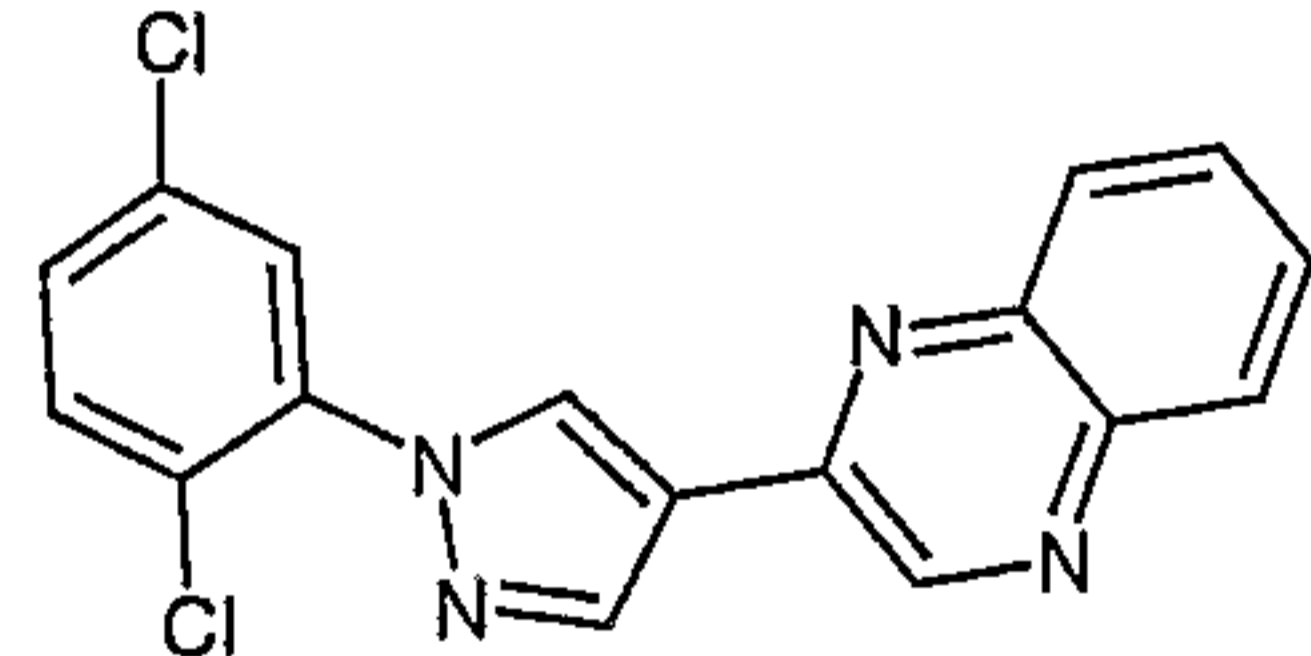
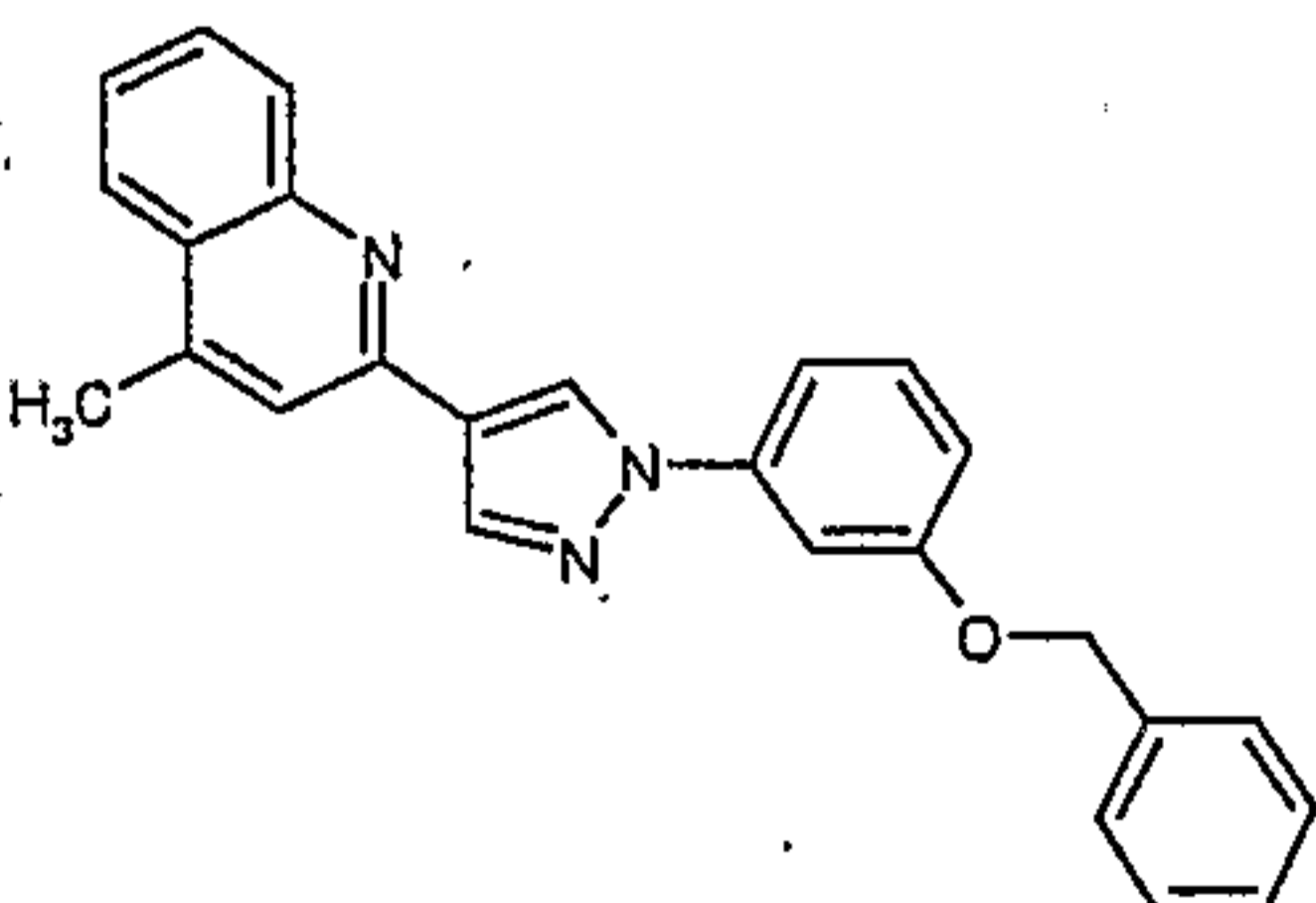
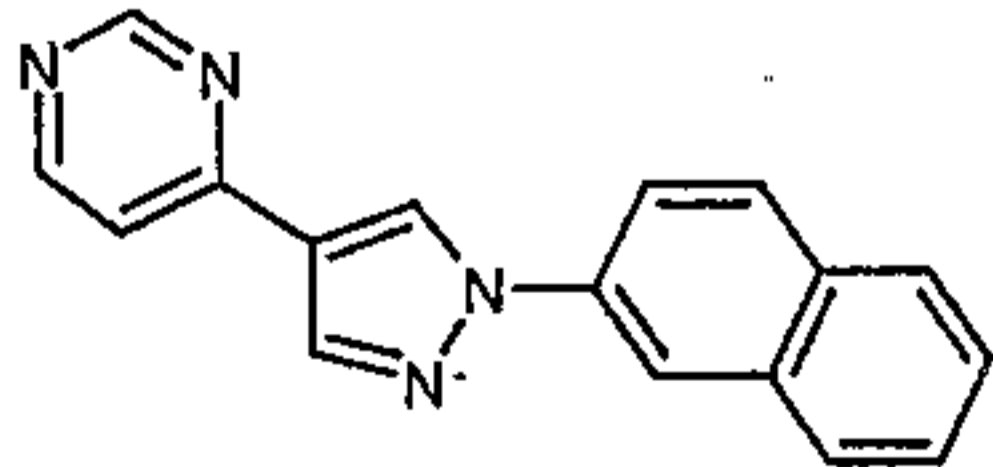
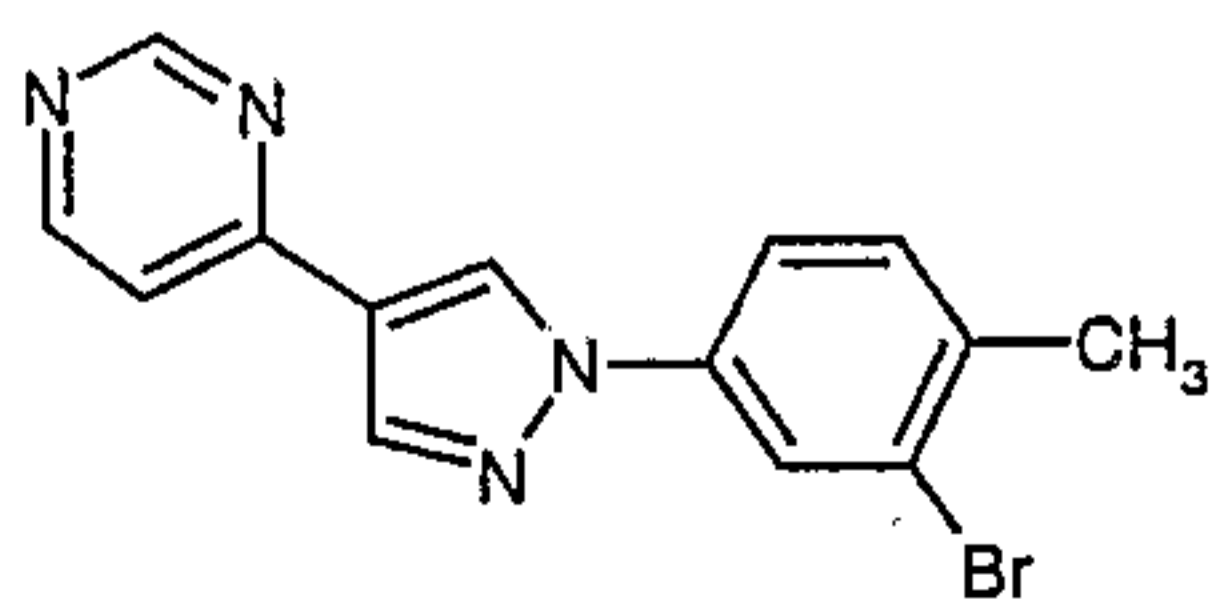
EXAMPLE	Structure	<sup>1</sup> H NMR (δ)	MS (ESI)
135.		ND	MS 277 (M <sup>+</sup> +H).
136.		ND	MS 307 (M <sup>+</sup> +H).
137.		ND	MS 307 (M <sup>+</sup> +H).
138.		ND	MS 314 (M <sup>+</sup> +H).
139.		ND	MS 357 (M <sup>+</sup> +H).
140.		ND	MS 304 (M <sup>+</sup> +H).
141.		ND	MS 384 (M <sup>+</sup> +H).
142.		ND	MS 305 (M <sup>+</sup> +H).
143.		ND	MS 372 (M <sup>+</sup> +H).
144.		ND	MS 362 (M <sup>+</sup> +H).
145.		ND	MS 373 (M <sup>+</sup> +H).

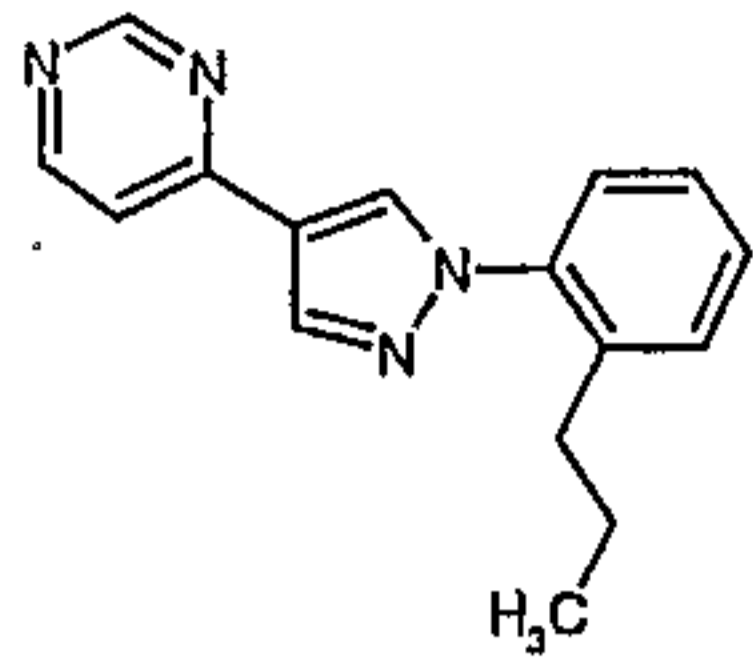
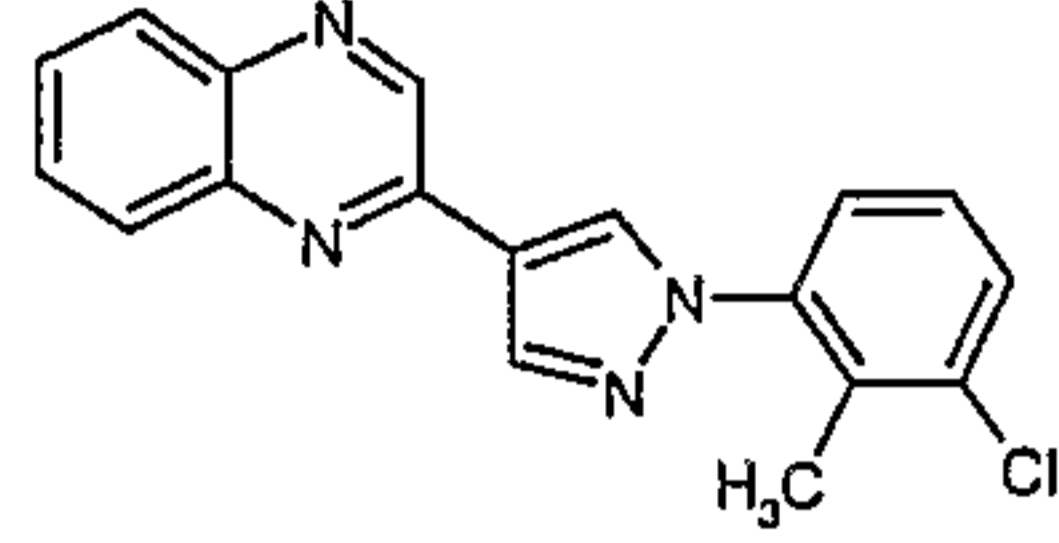
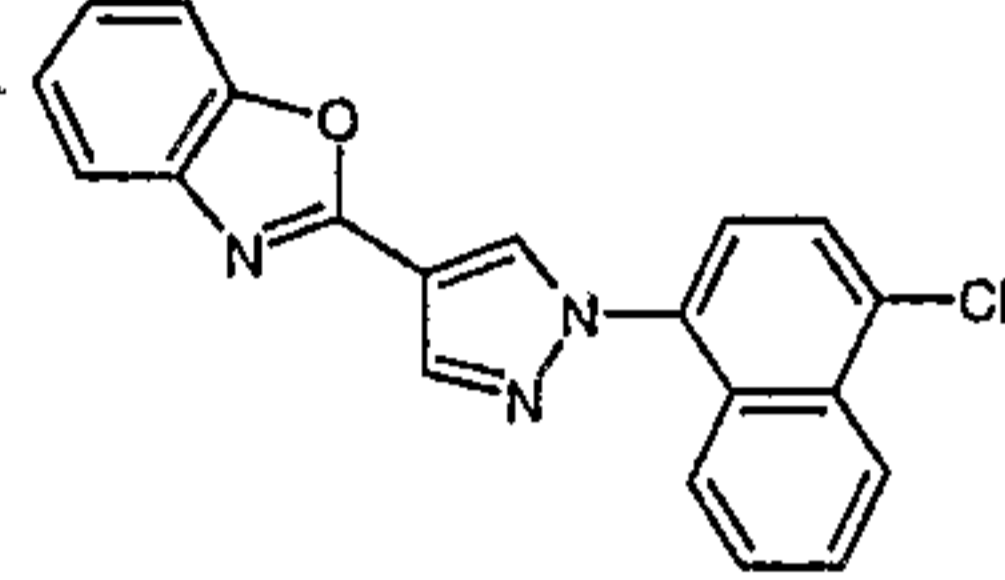
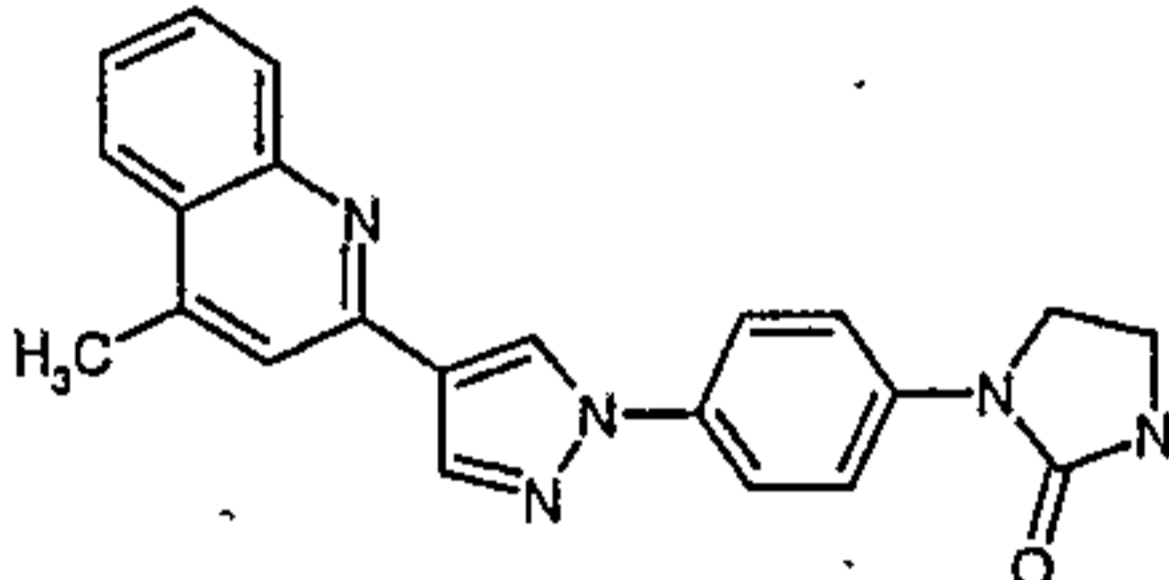
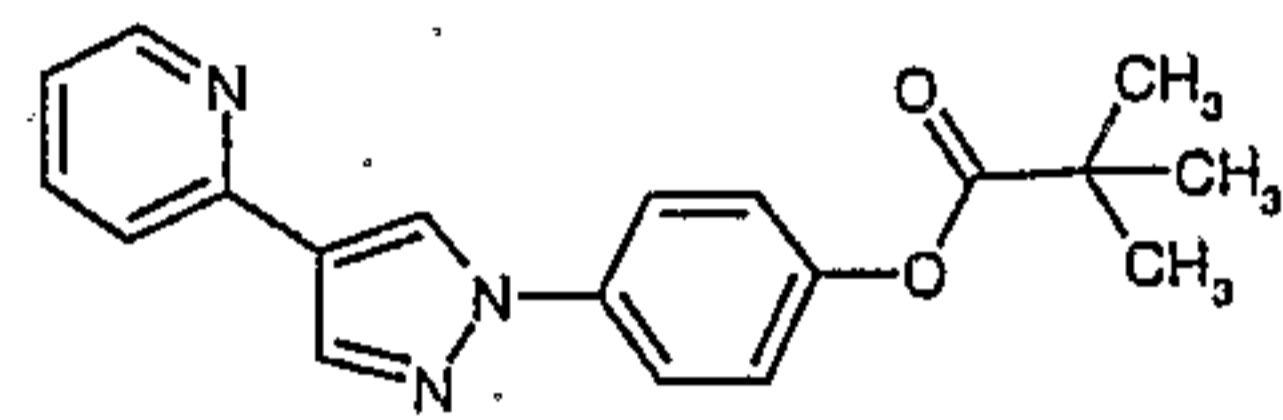
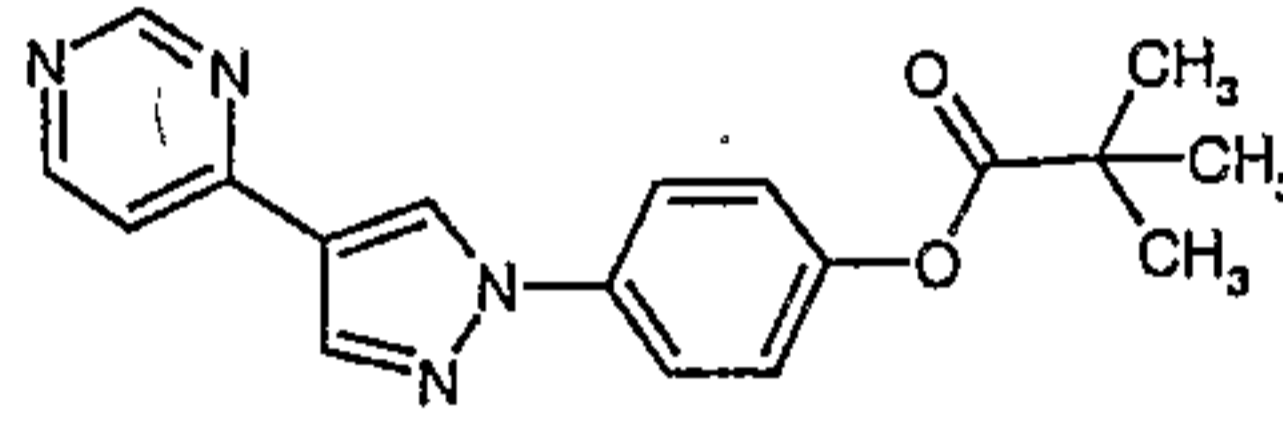
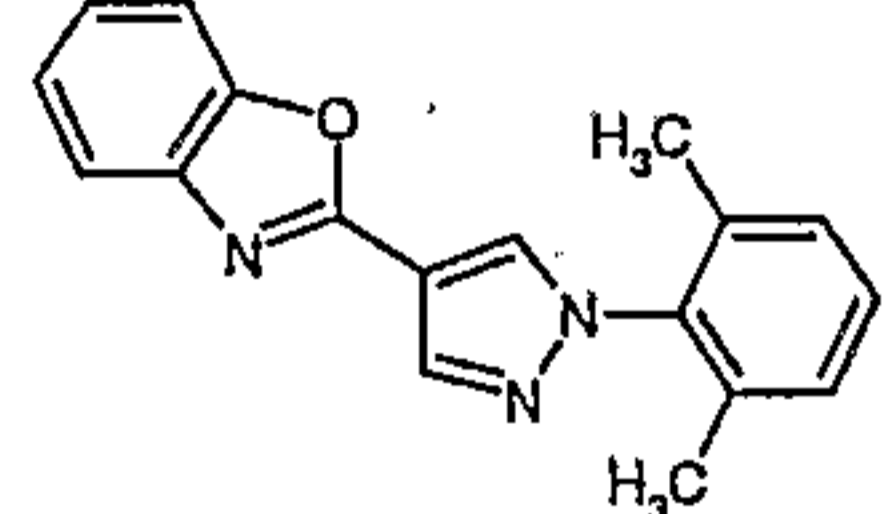
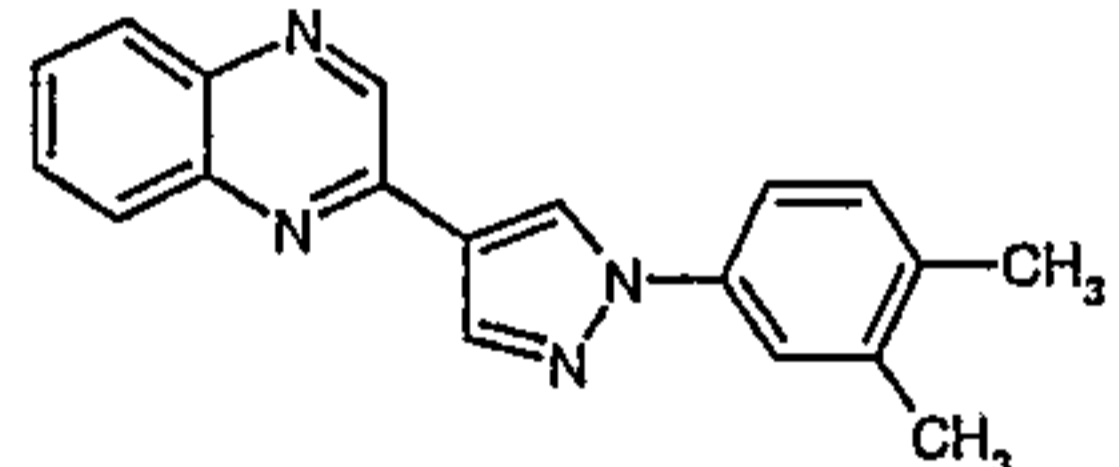
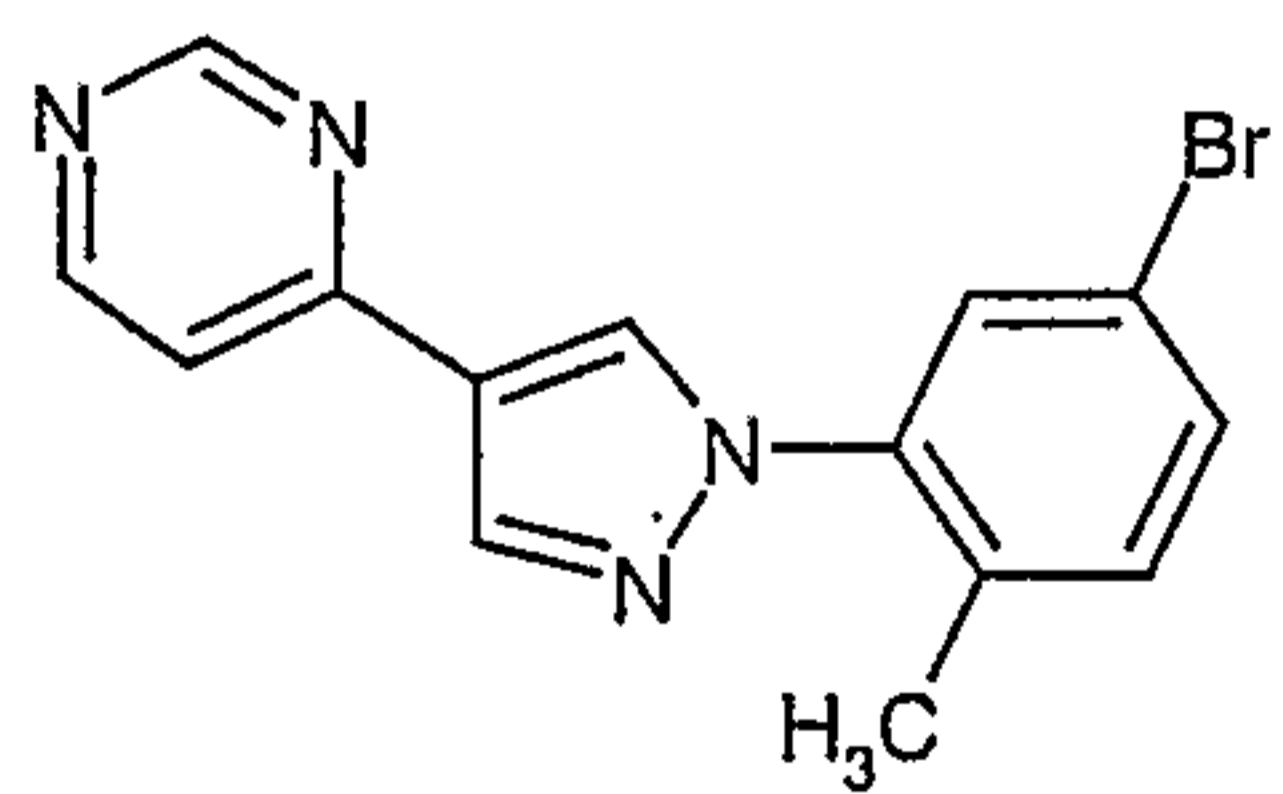
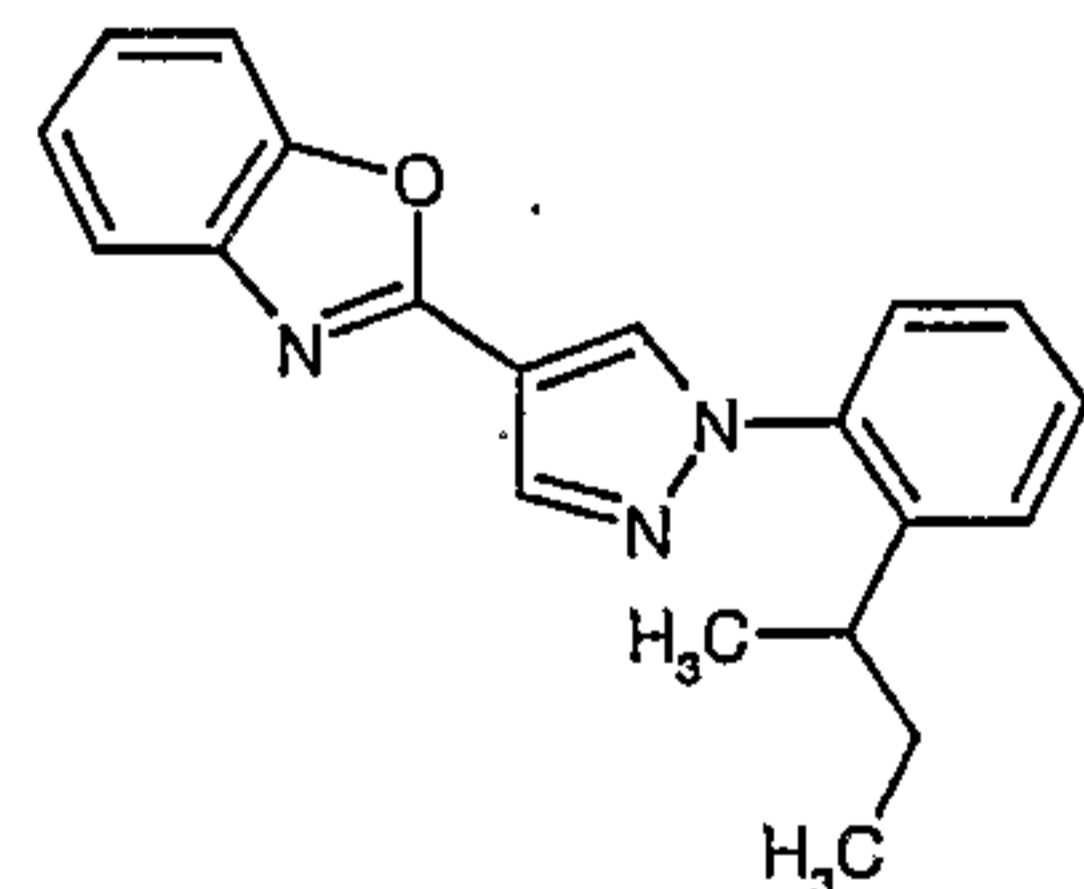


EXAMPLE	Structure	<sup>1</sup> H NMR (δ)	MS (ESI)
146.		ND	MS 318 (M <sup>+</sup> +H).
147.		ND	MS 336 (M <sup>+</sup> +H).
148.		ND	MS 314, 316 (M <sup>+</sup> +H).
149.		ND	MS 315 (M <sup>+</sup> +H).
150.		ND	MS 291 (M <sup>+</sup> +H).
151.		ND	MS 304 (M <sup>+</sup> +H).
152.		ND	MS 278 (M <sup>+</sup> +H).
153.		ND	MS 294 (M <sup>+</sup> +H).
154.		ND	MS 318 (M <sup>+</sup> +H).
155.		ND	MS 342 (M <sup>+</sup> +H).

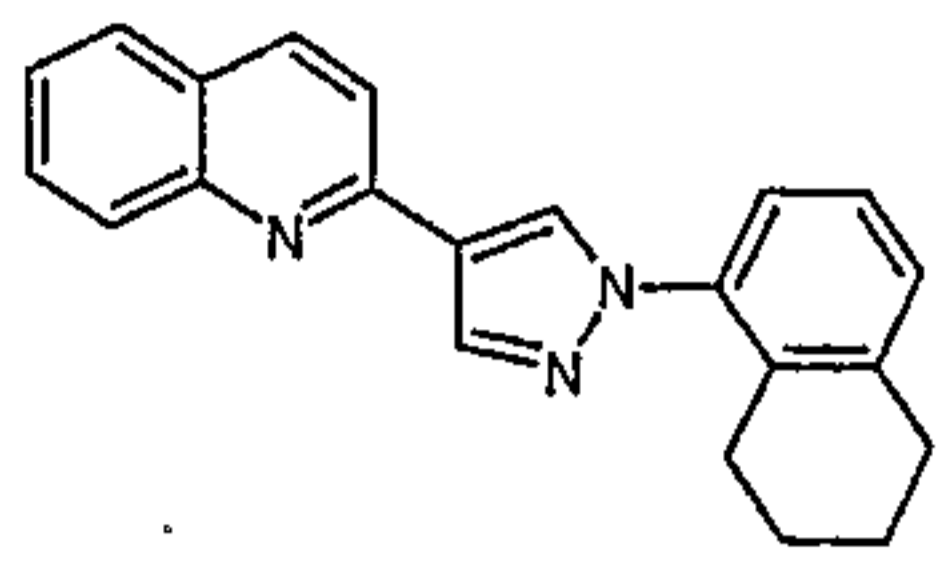
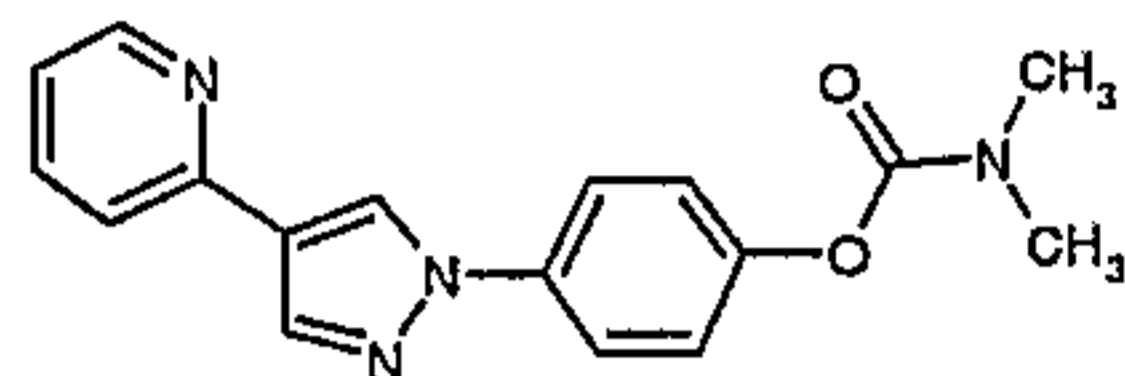
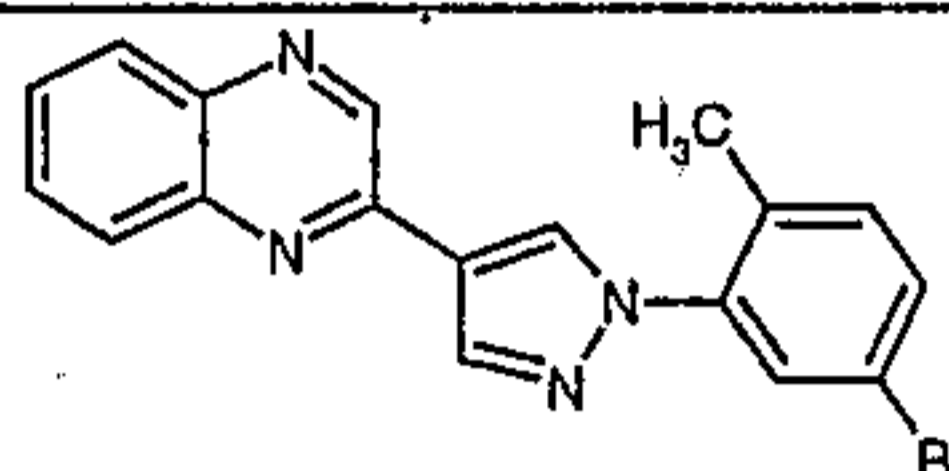
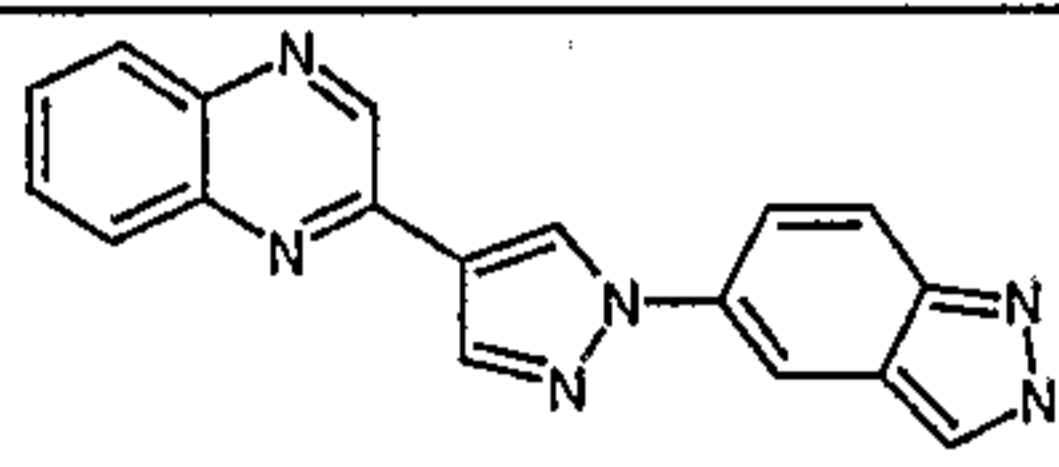
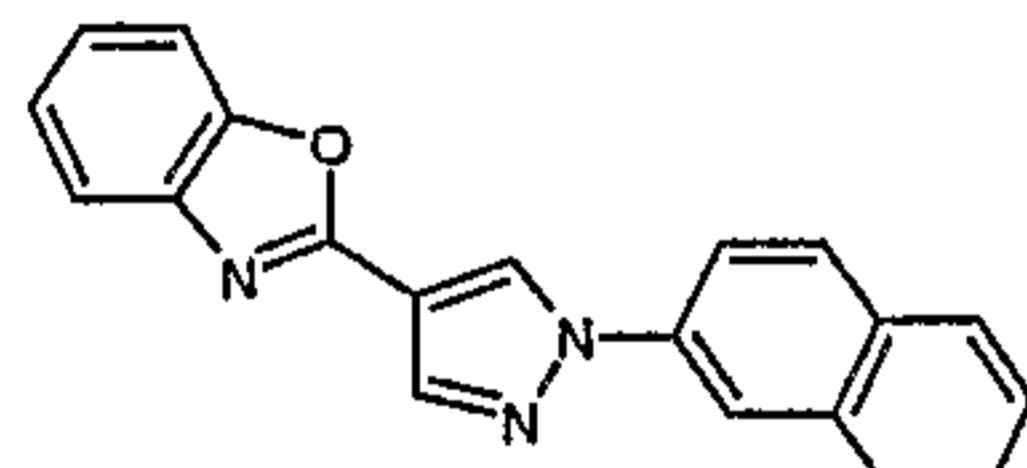
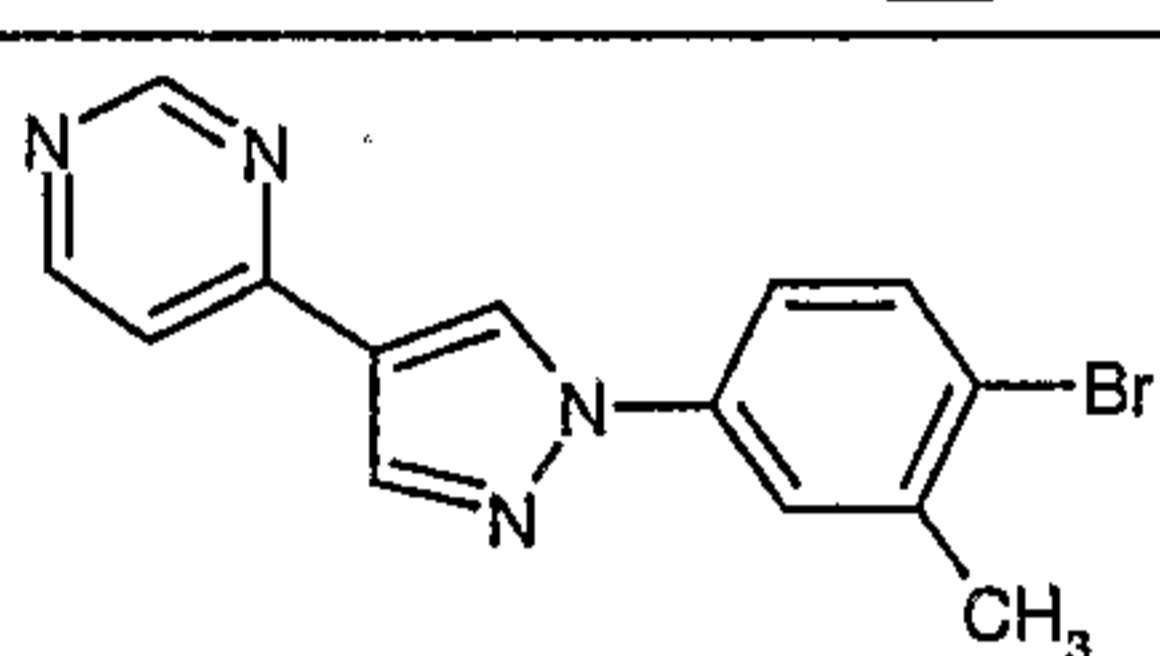
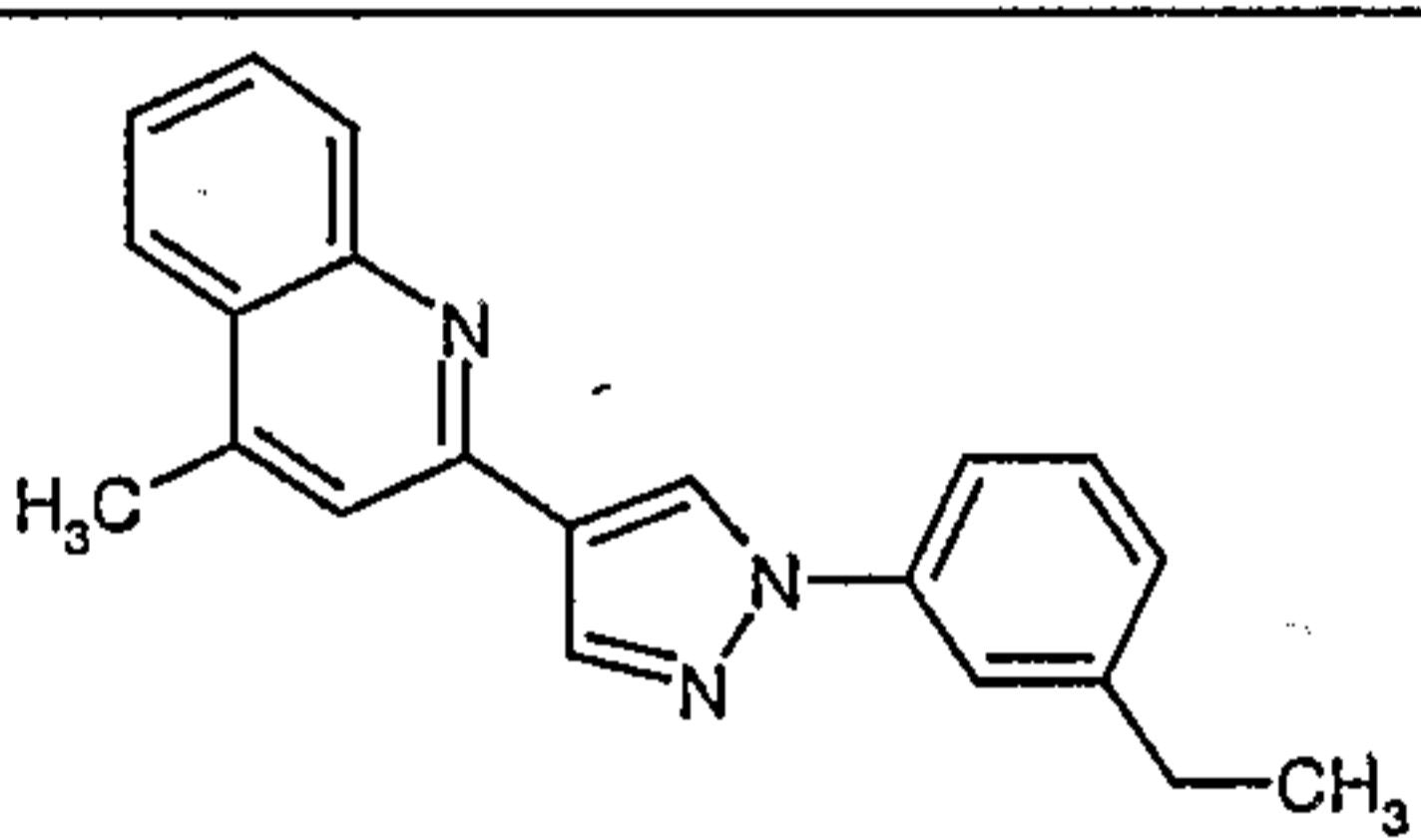
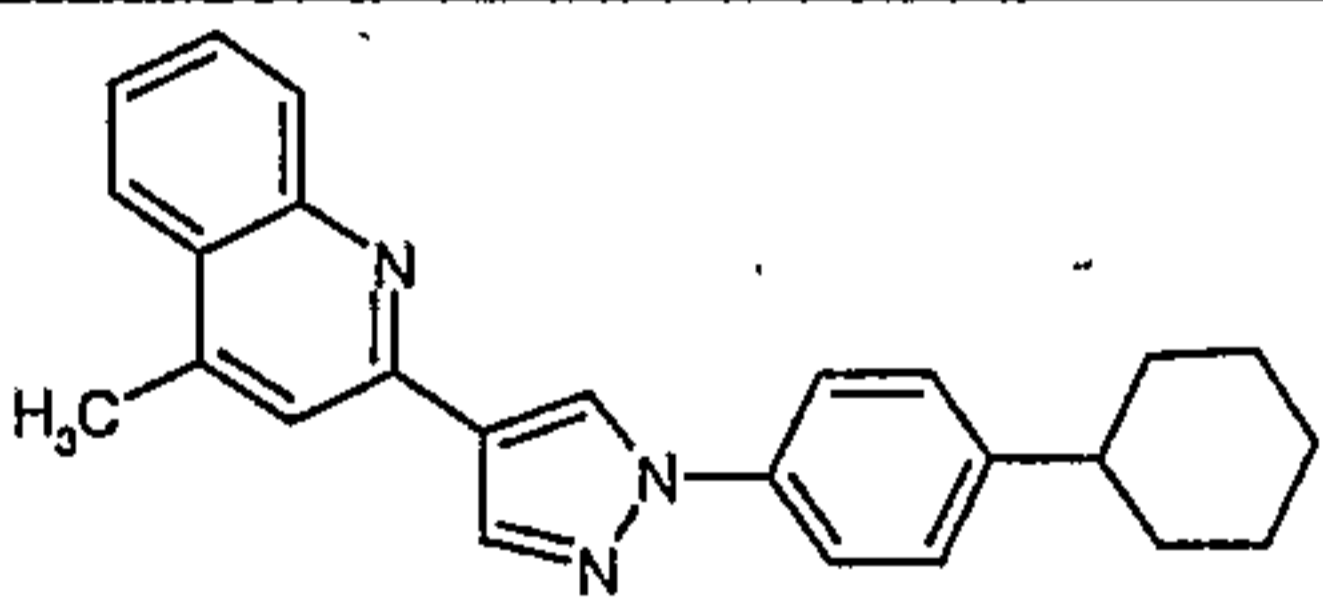
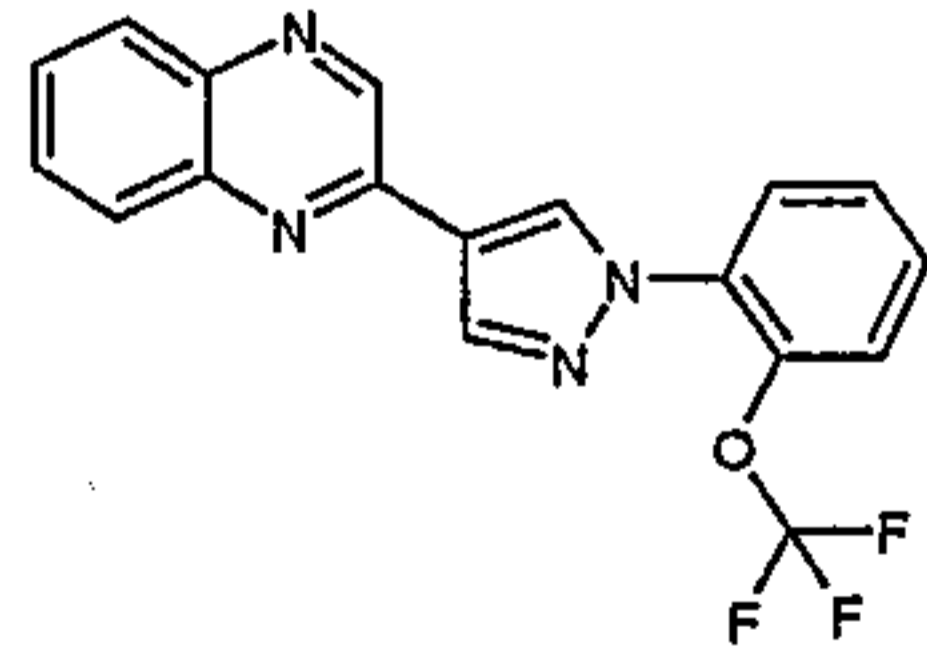
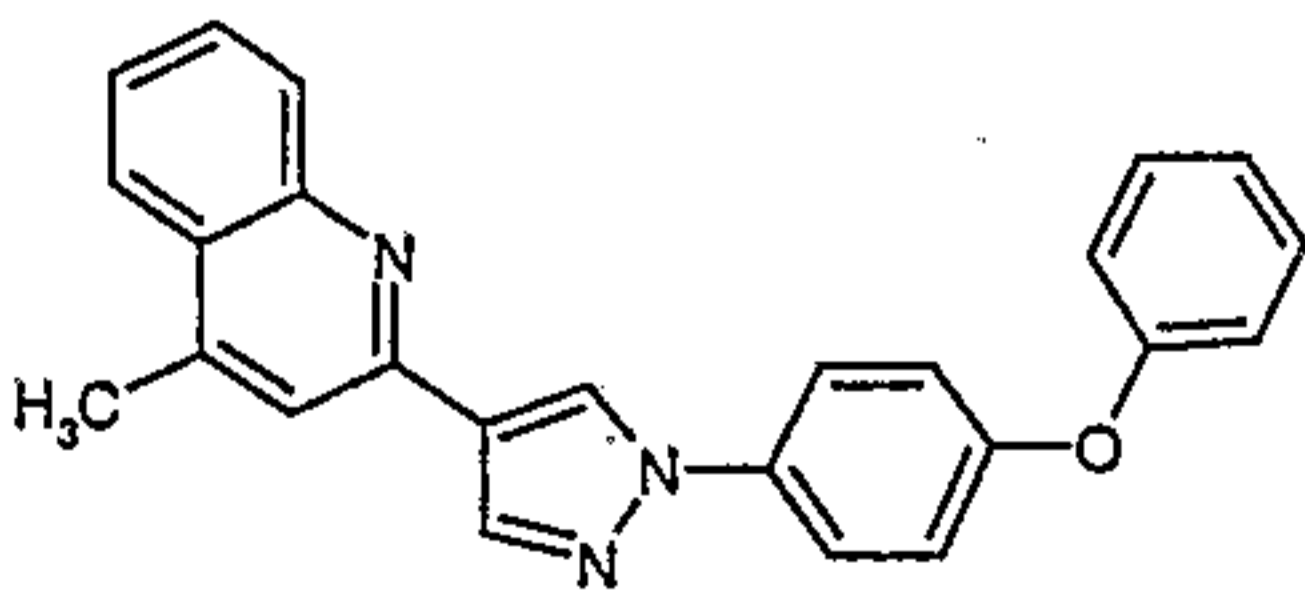
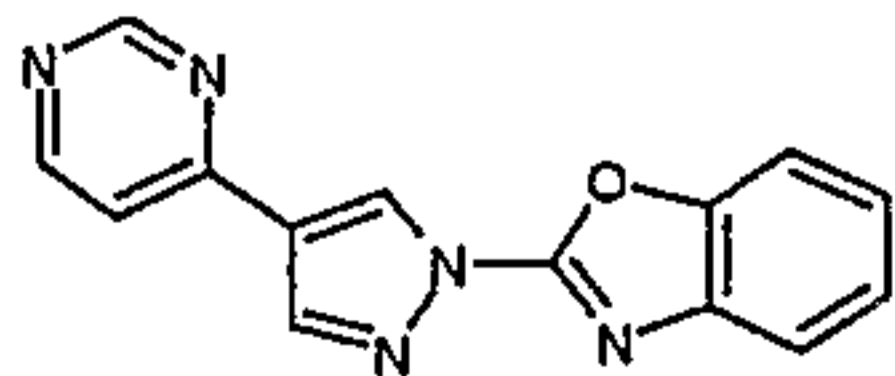
EXAMPLE	Structure	<sup>1</sup> H NMR (δ)	MS (ESI)
156.		ND	MS 379 (M <sup>+</sup> +H).
157.		ND	MS 345 (M <sup>+</sup> +H).
158.		ND	MS 265 (M <sup>+</sup> +H).
159.		ND	MS 307 (M <sup>+</sup> +H).
160.		ND	MS 372 (M <sup>+</sup> +H).
161.		ND	MS 372 (M <sup>+</sup> +H).
162.		ND	MS 348 (M <sup>+</sup> +H).
163.		ND	MS 301 (M <sup>+</sup> +H).
164.		ND	MS 314 (M <sup>+</sup> +H).

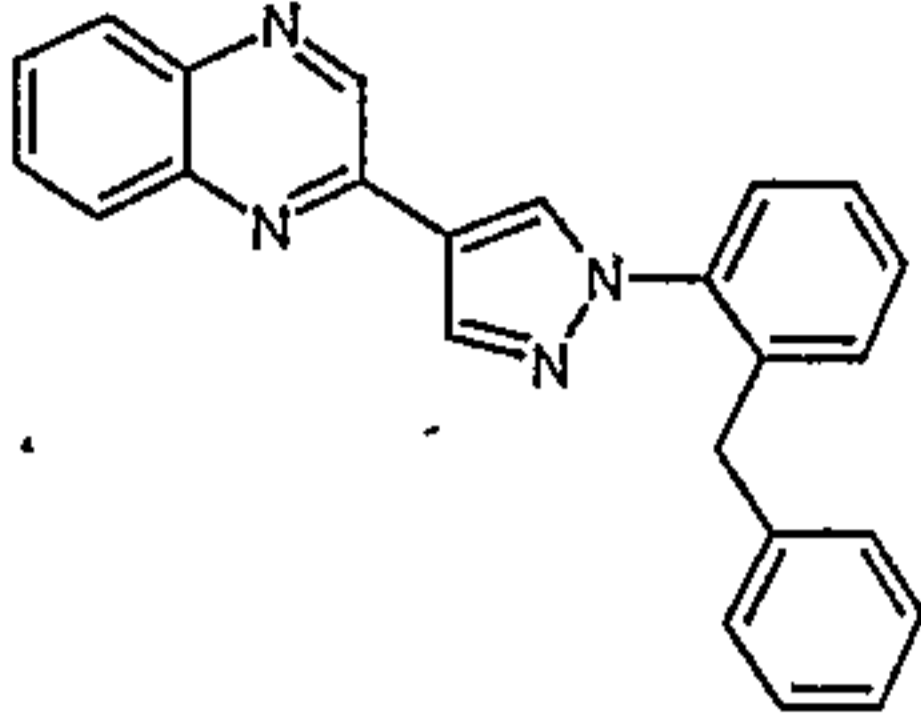
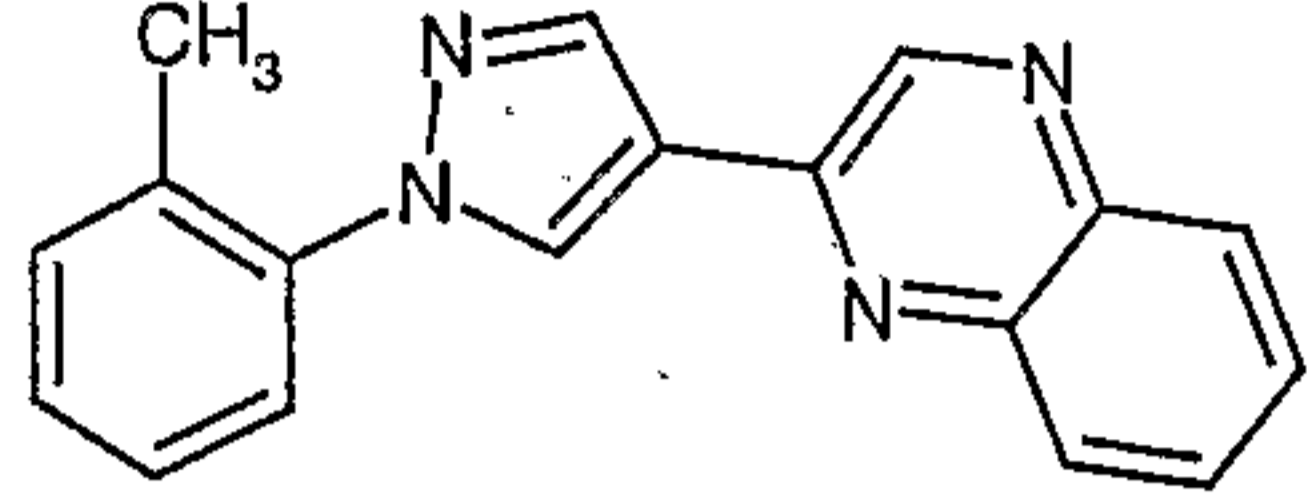
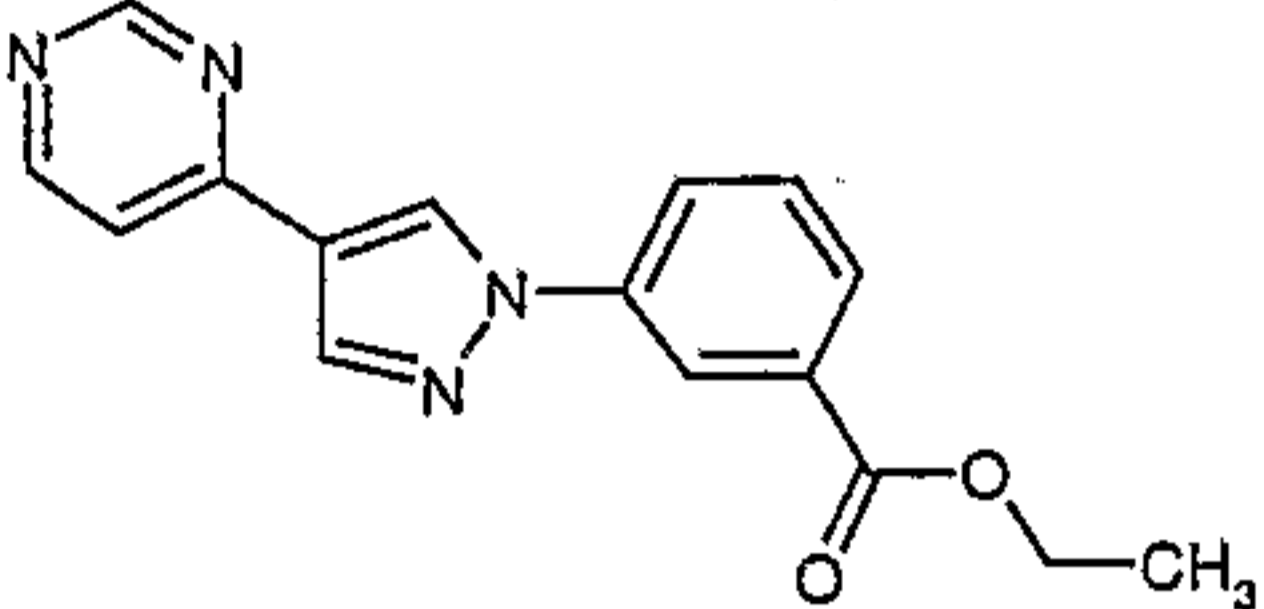
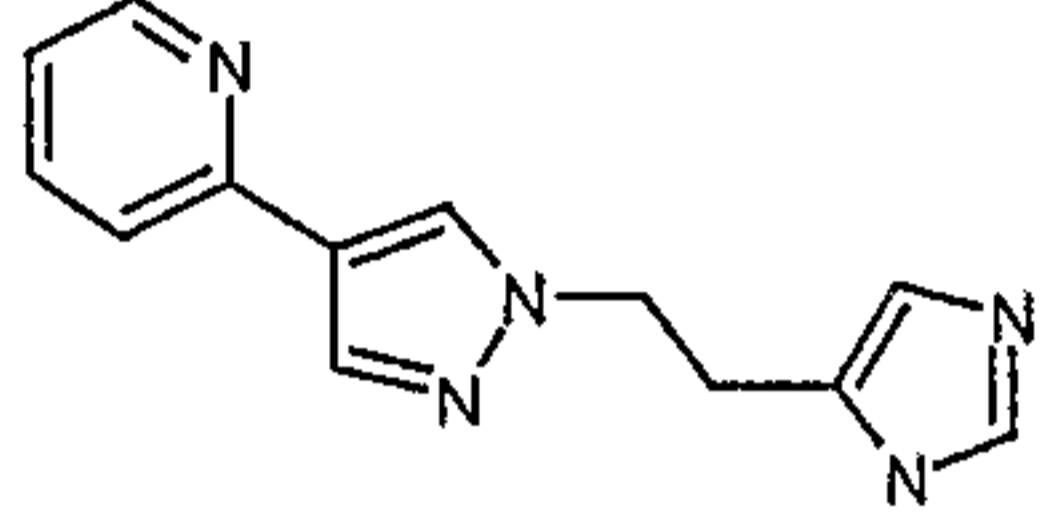
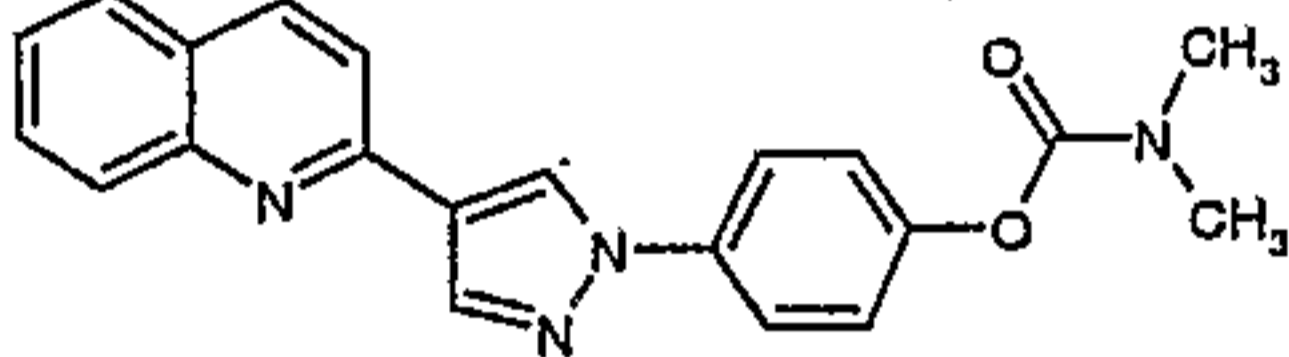
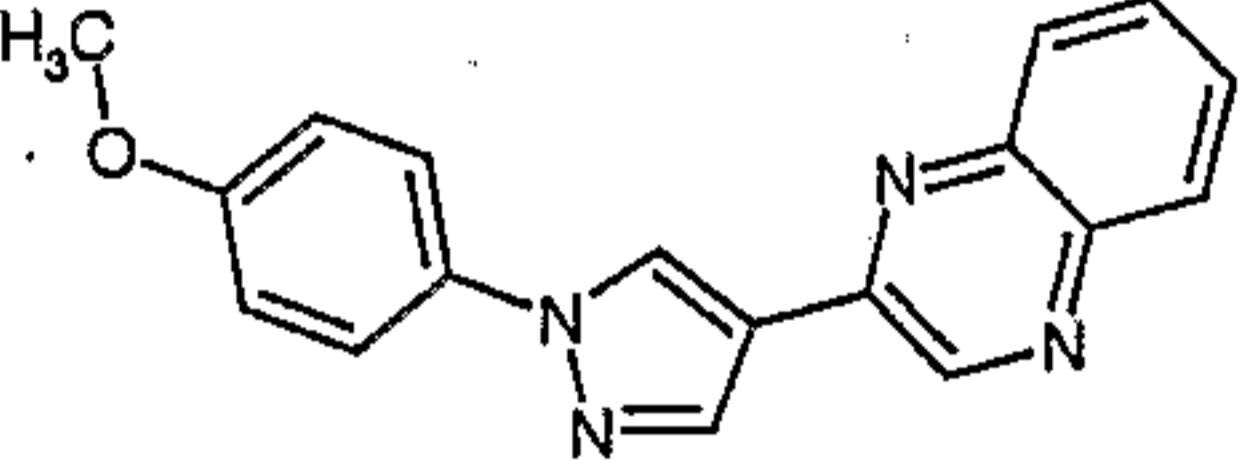
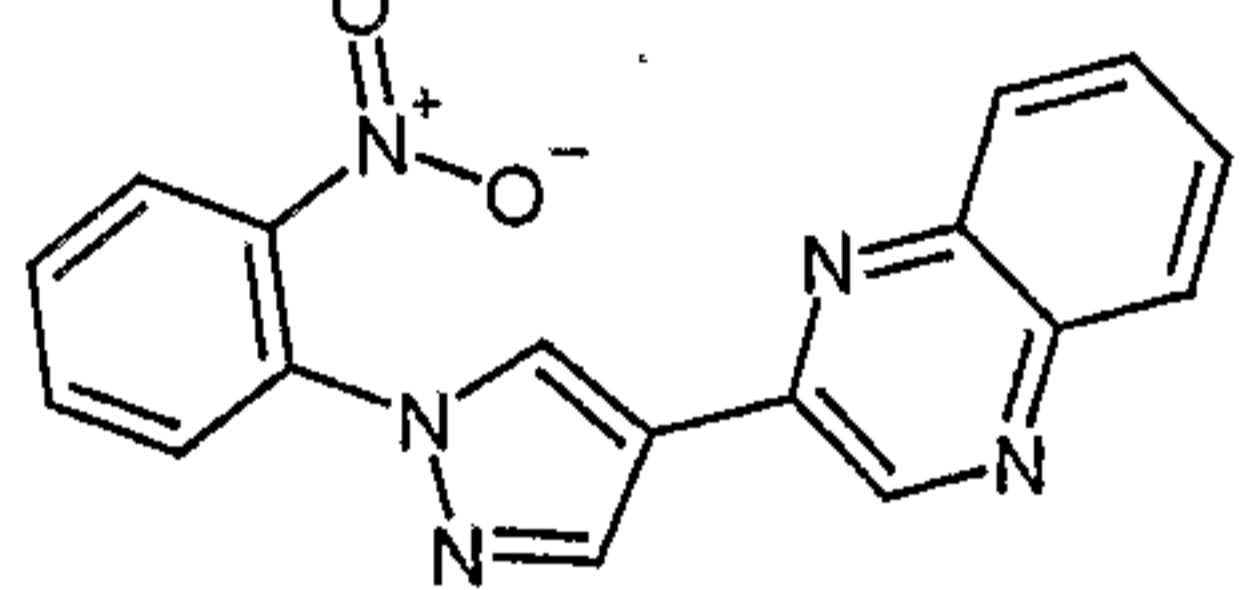
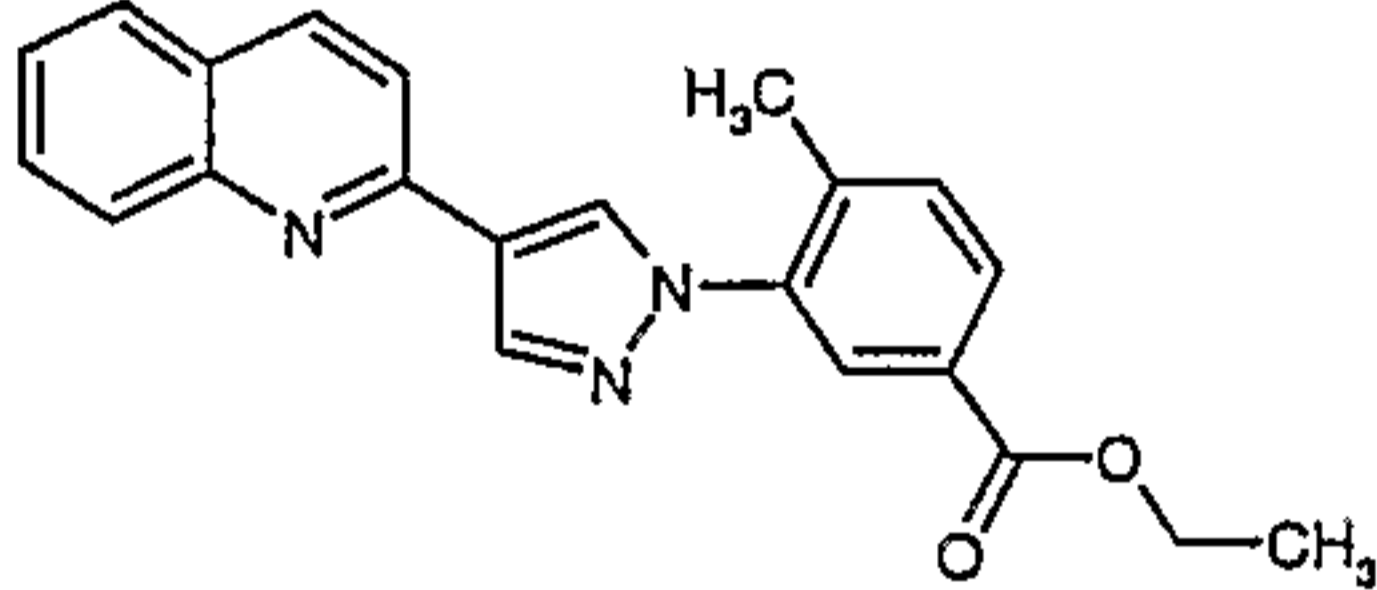
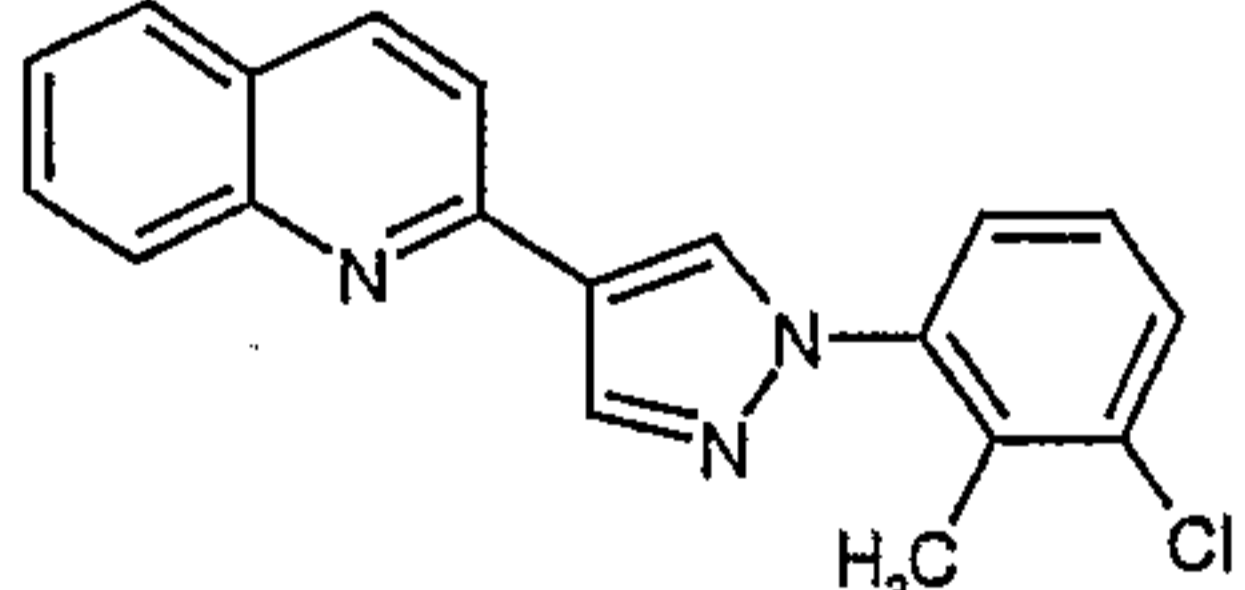
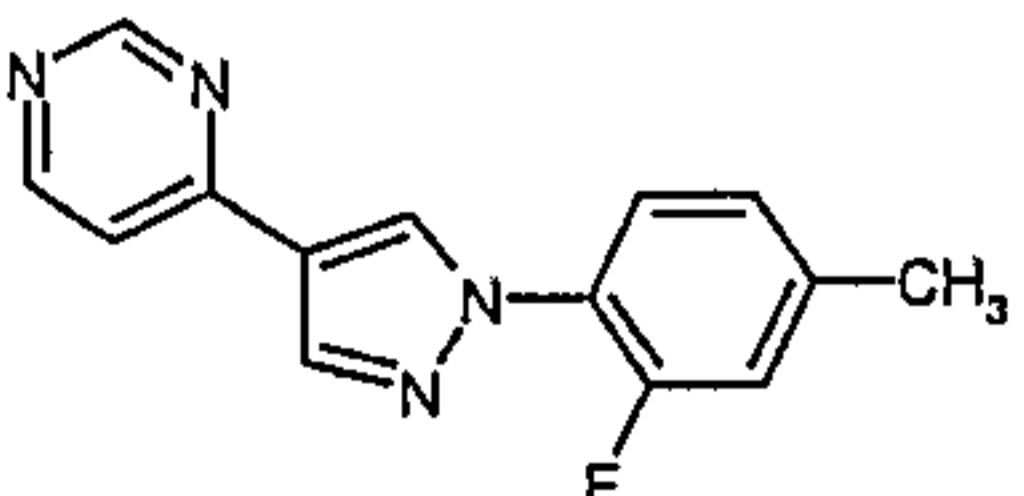
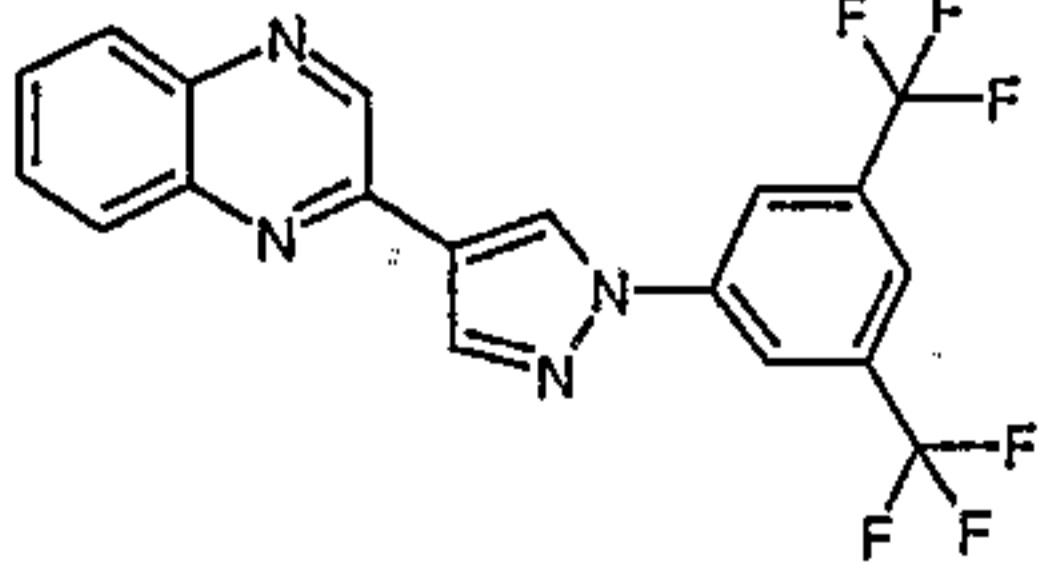
EXAMPLE	Structure	$^1\text{H NMR}$ ( $\delta$ )	MS (ESI)
165.		ND	MS 264 ( $\text{M}^+$ +H).
166.		ND	MS 328 ( $\text{M}^+$ +H).
167.		ND	MS 328 ( $\text{M}^+$ +H).
168.		ND	MS 342 ( $\text{M}^+$ +H).
169.		ND	MS 304 ( $\text{M}^+$ +H).
170.		ND	MS 346 ( $\text{M}^+$ +H).
171.		ND	MS 356 ( $\text{M}^+$ +H).
172.		ND	MS 340 ( $\text{M}^+$ +H).
173.		ND	MS 321 ( $\text{M}^+$ +H).
174.		ND	MS 329 ( $\text{M}^+$ +H).

EXAMPLE	Structure	<sup>1</sup> H NMR (δ)	MS (ESI)
175.		ND	MS 276 (M <sup>+</sup> +H).
176.		ND	MS 327 (M <sup>+</sup> +H).
177.		ND	MS 271 (M <sup>+</sup> +H).
178.		ND	MS 370 (M <sup>+</sup> +H).
179.		ND	MS 329 (M <sup>+</sup> +H).
180.		ND	MS 348 (M <sup>+</sup> +H).
181.		ND	MS 341 (M <sup>+</sup> +H).
182.		ND	MS 392 (M <sup>+</sup> +H).
183.		ND	MS 273 (M <sup>+</sup> +H).
184.		ND	MS 315, 317 (M <sup>+</sup> +H).

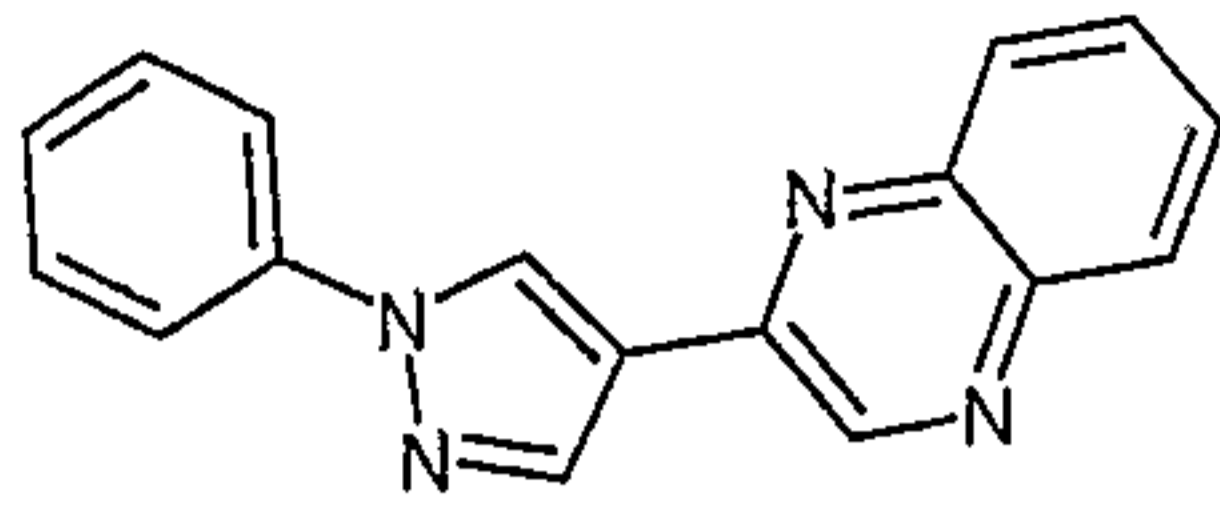
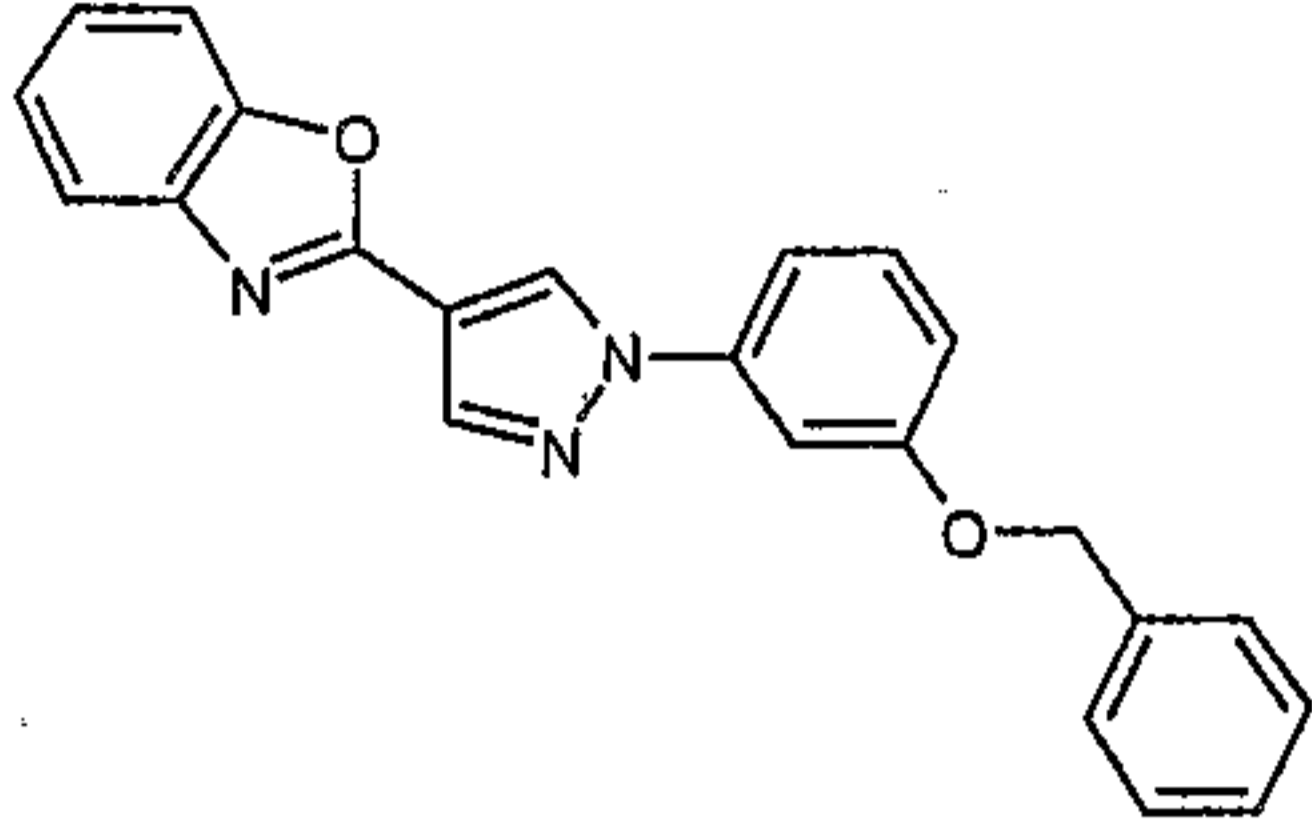
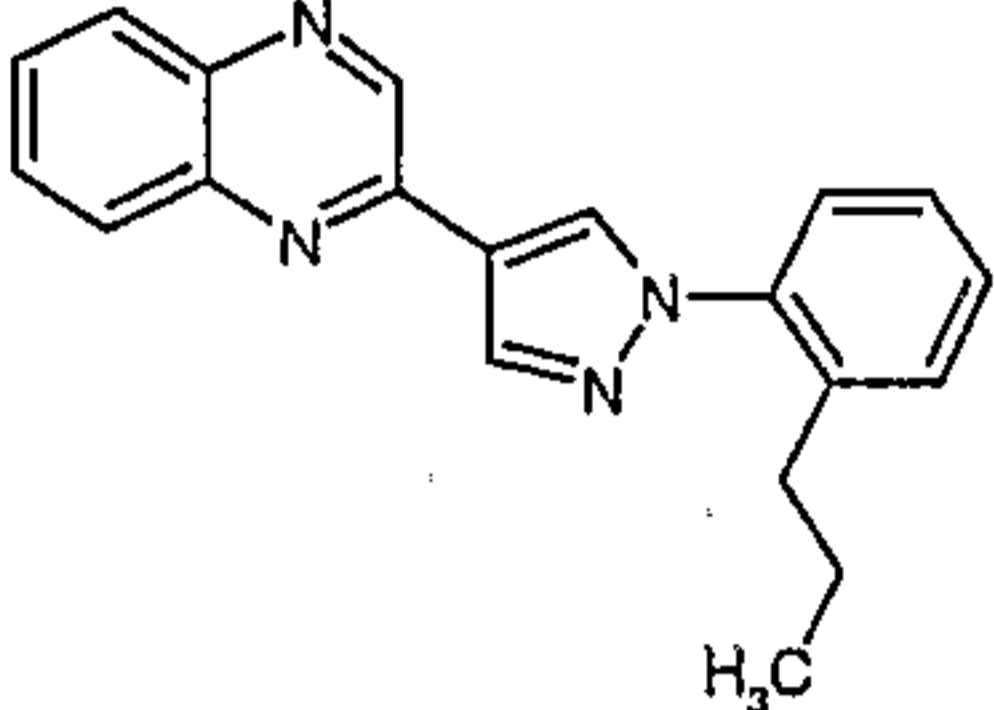
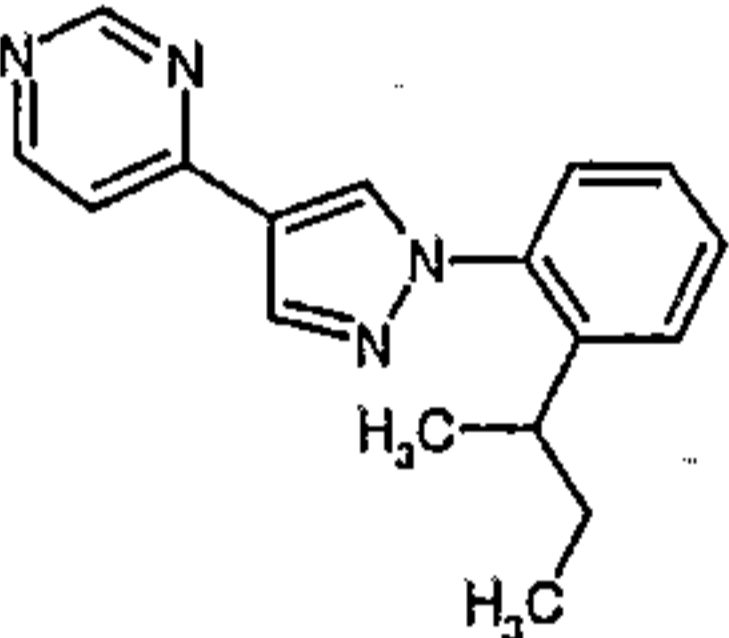
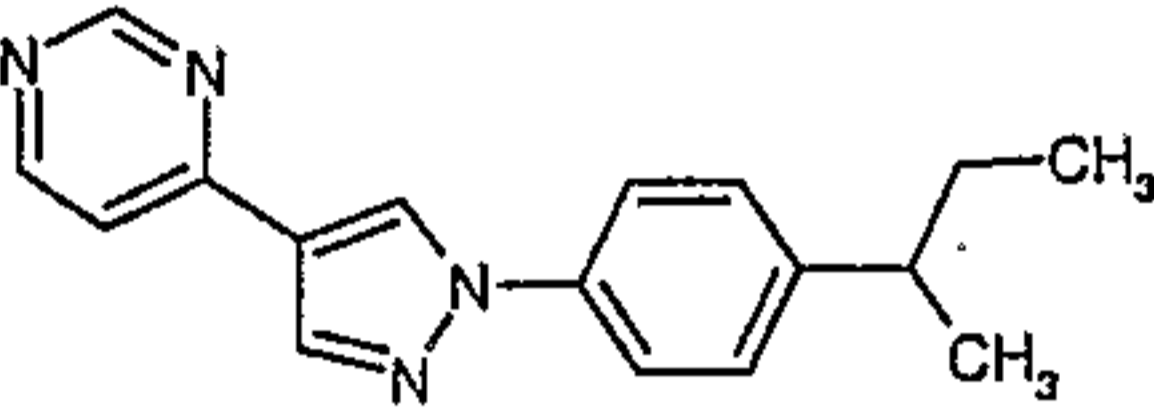
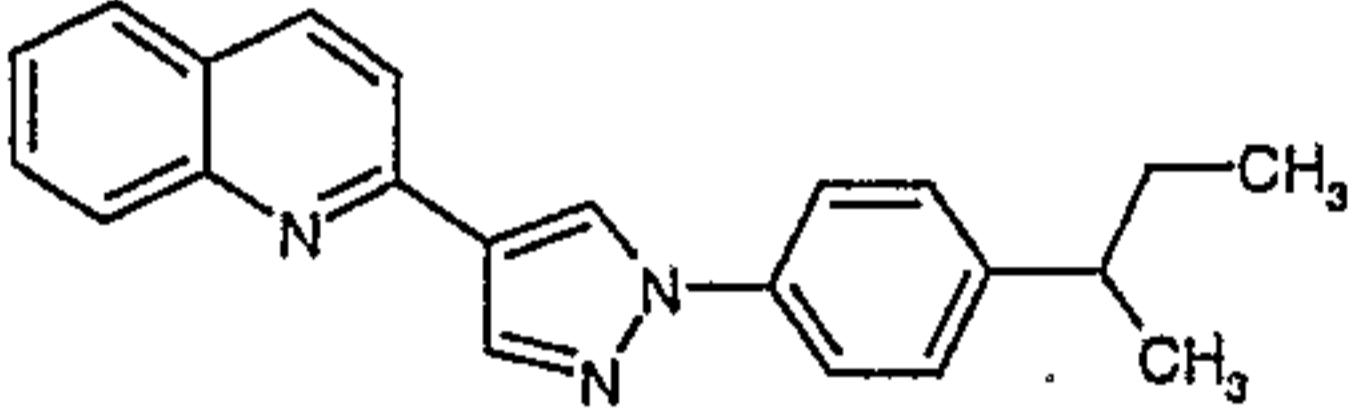
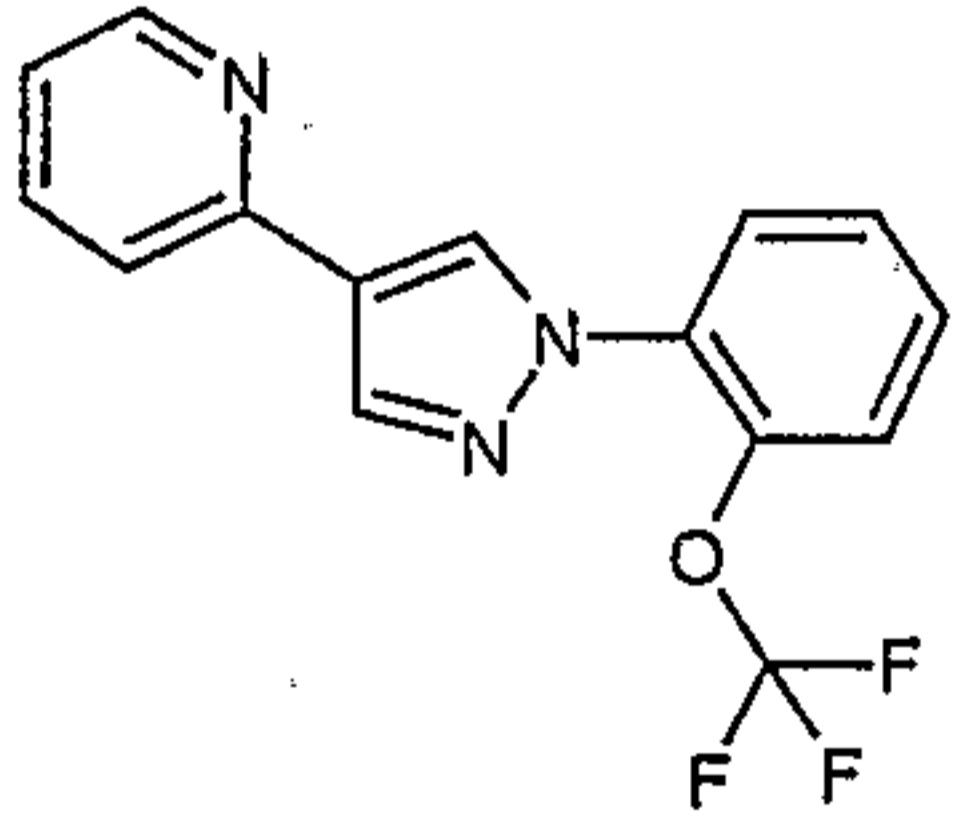
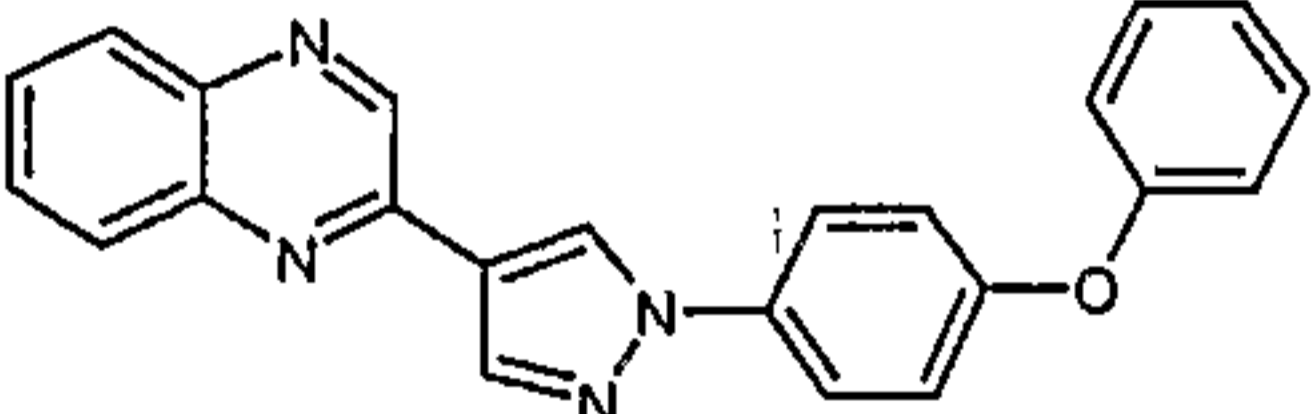
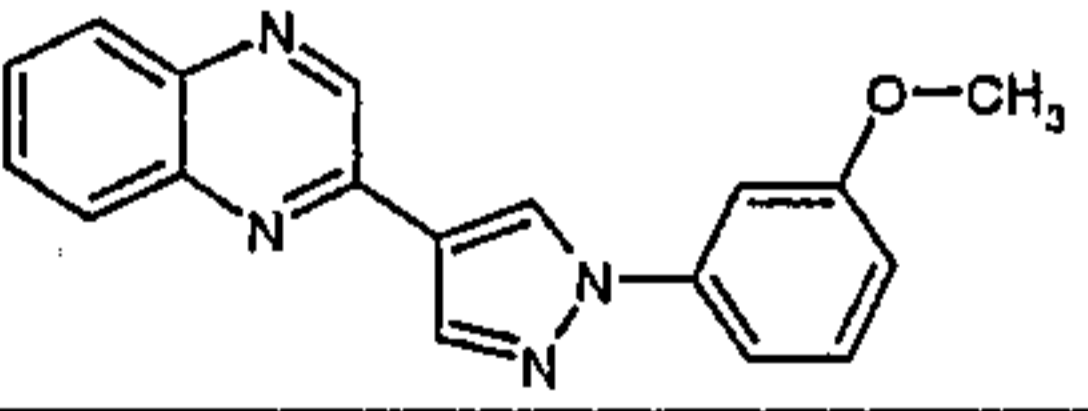
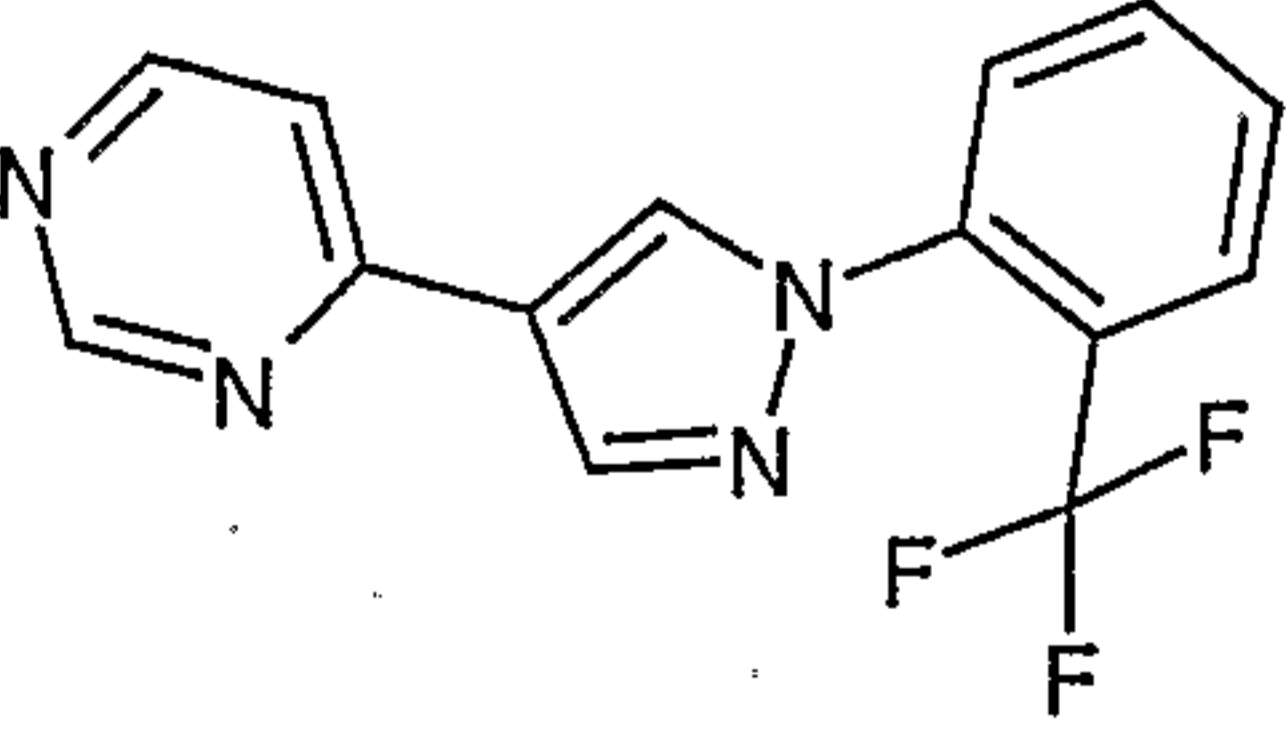
EXAMPLE	Structure	<sup>1</sup> H NMR (δ)	MS (ESI)
185.		ND	MS 265 (M <sup>+</sup> +H).
186.		ND	MS 321 (M <sup>+</sup> +H).
187.		ND	MS 346 (M <sup>+</sup> +H).
188.		ND	MS 370 (M <sup>+</sup> +H).
189.		ND	MS 322 (M <sup>+</sup> +H).
190.		ND	MS 323 (M <sup>+</sup> +H).
191.		ND	MS 290 (M <sup>+</sup> +H).
192.		ND	MS 301 (M <sup>+</sup> +H).
193.		ND	MS 315,317 (M <sup>+</sup> +H).
194.		ND	MS 318 (M <sup>+</sup> +H).

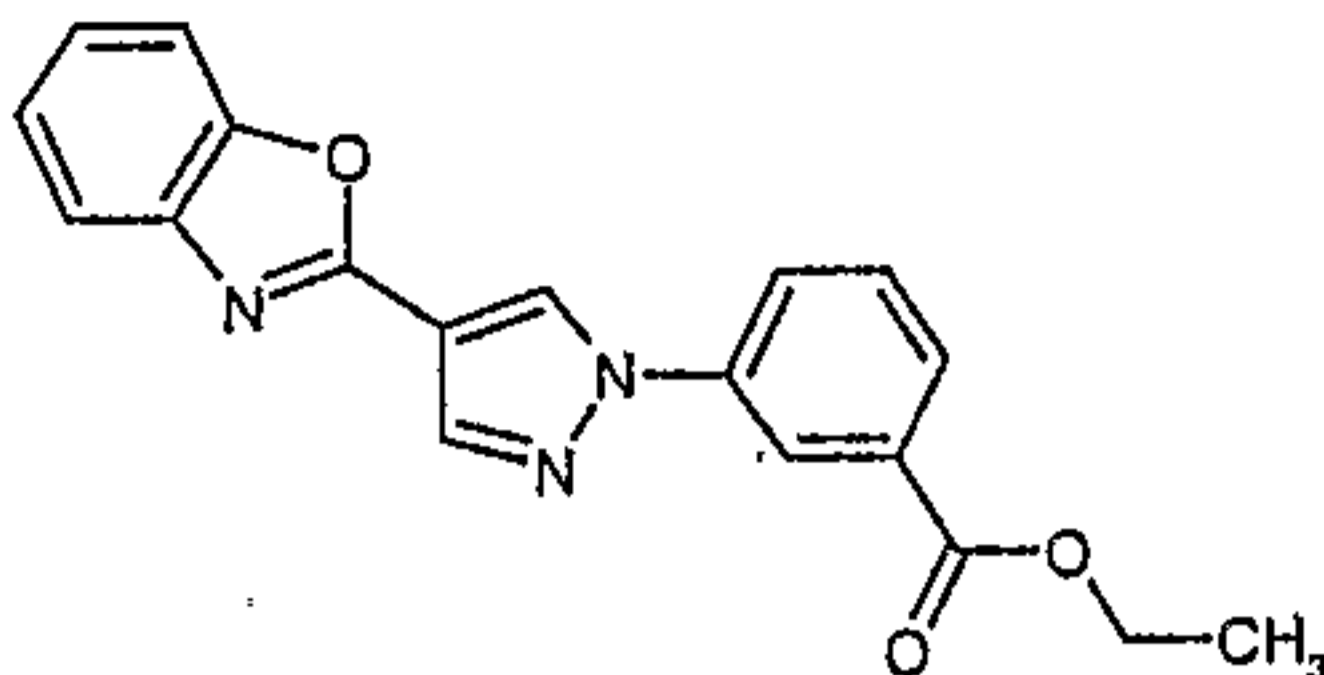
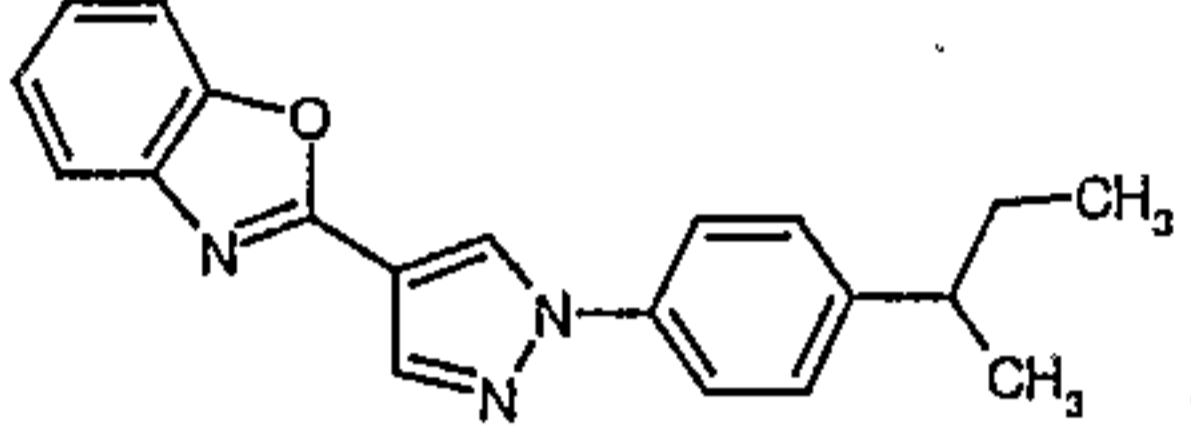
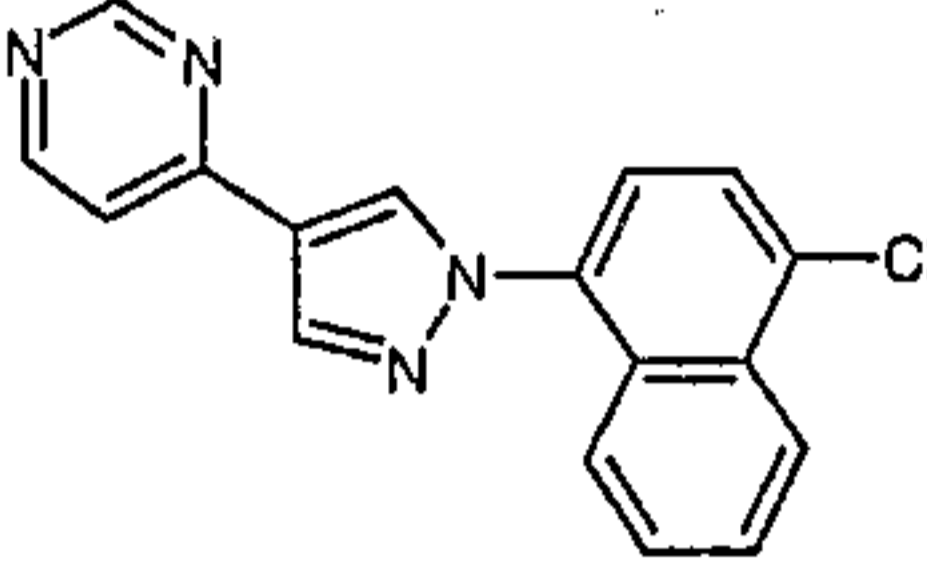
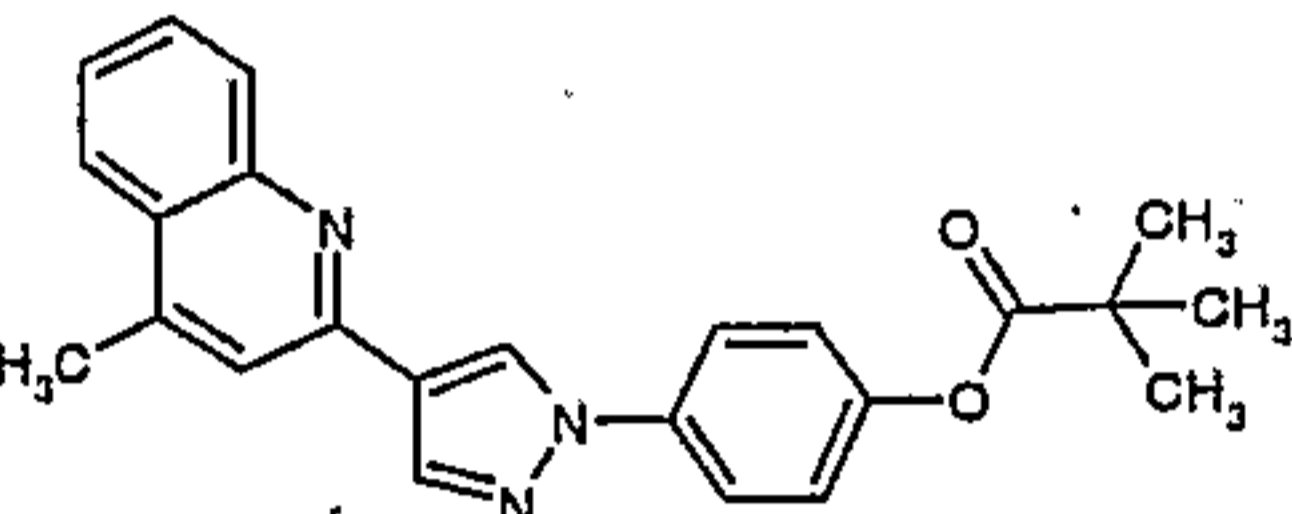
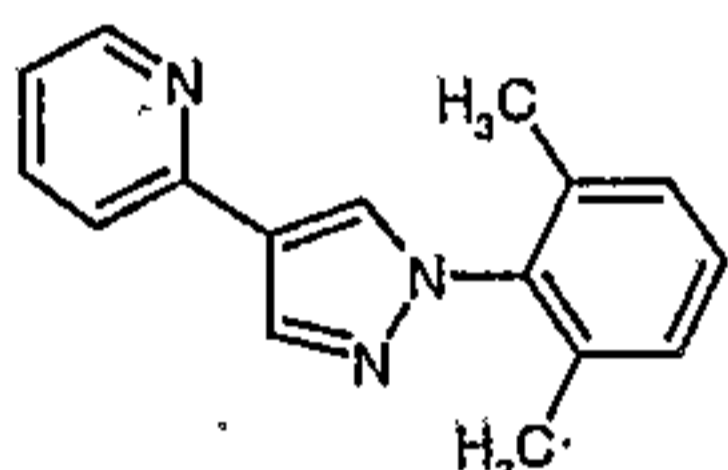
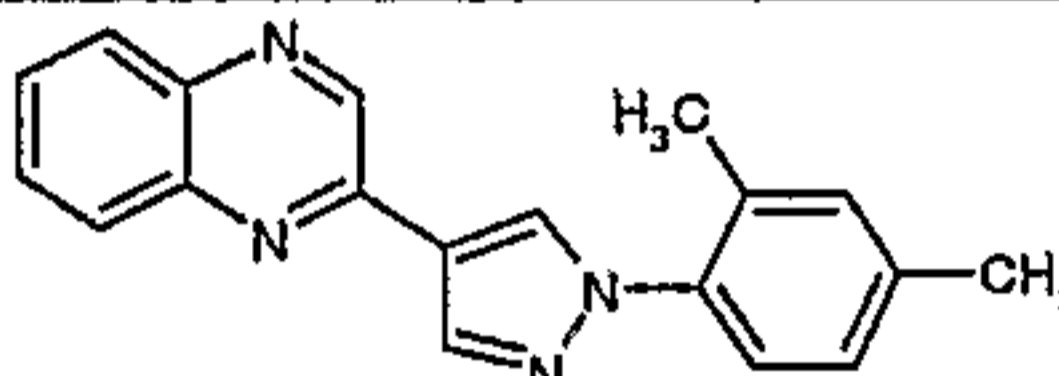
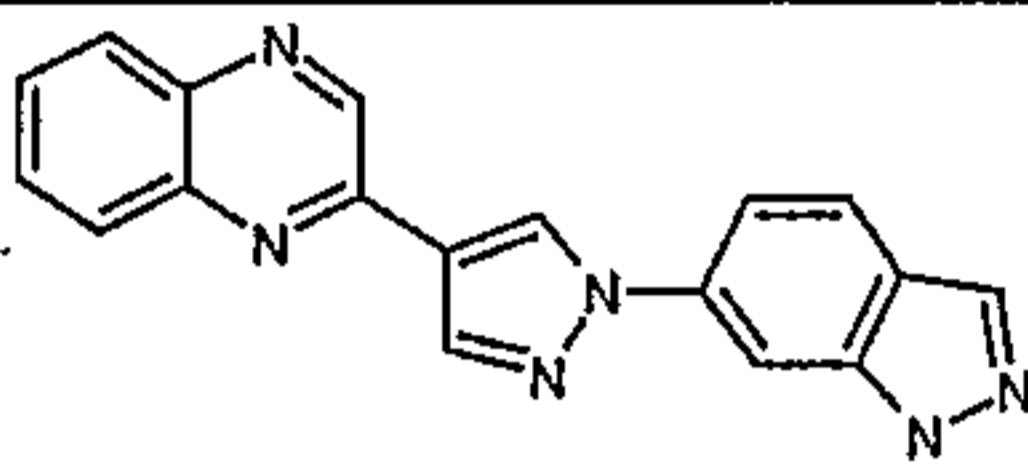
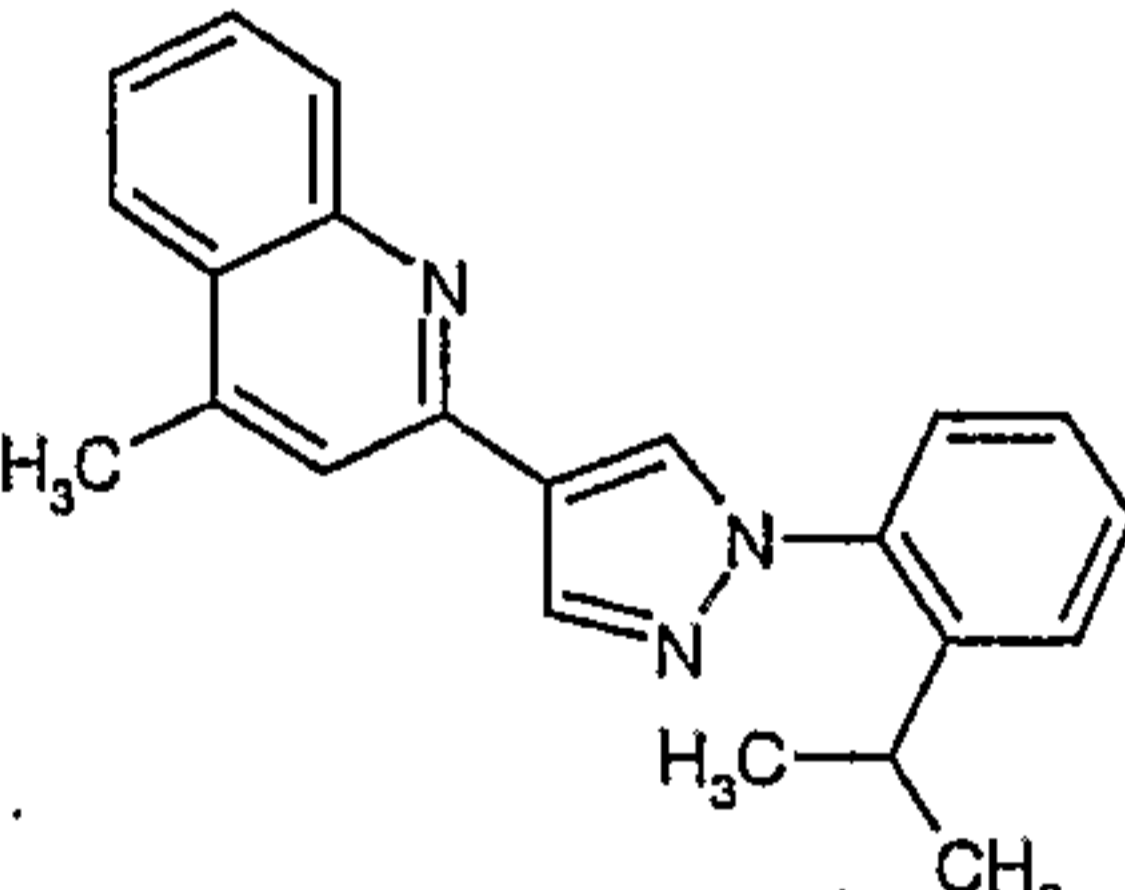
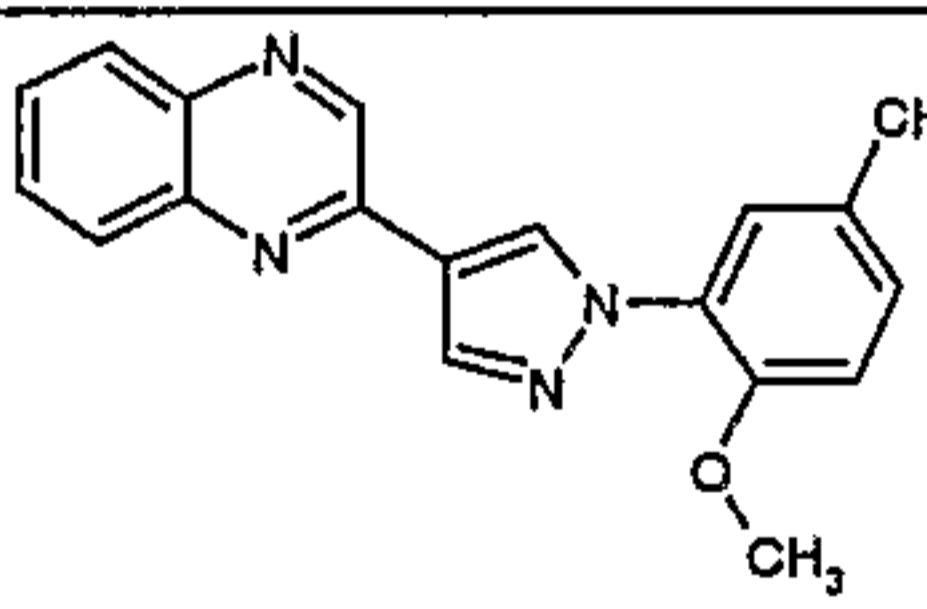
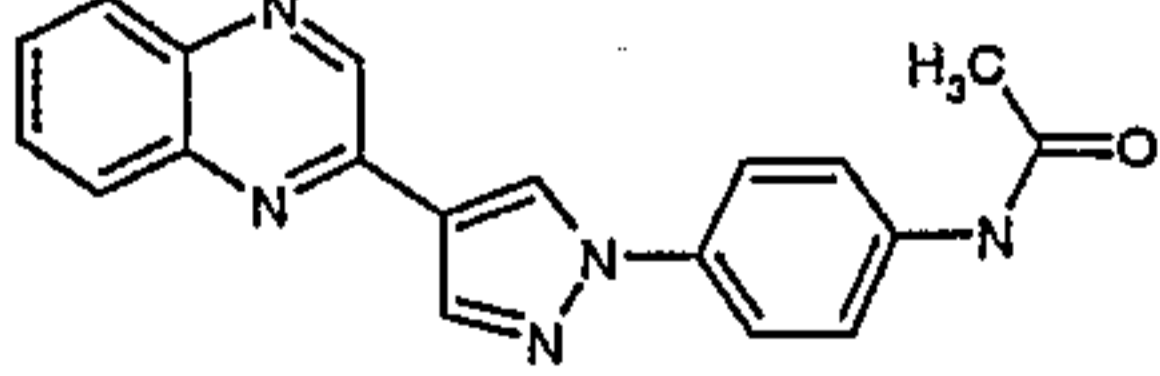
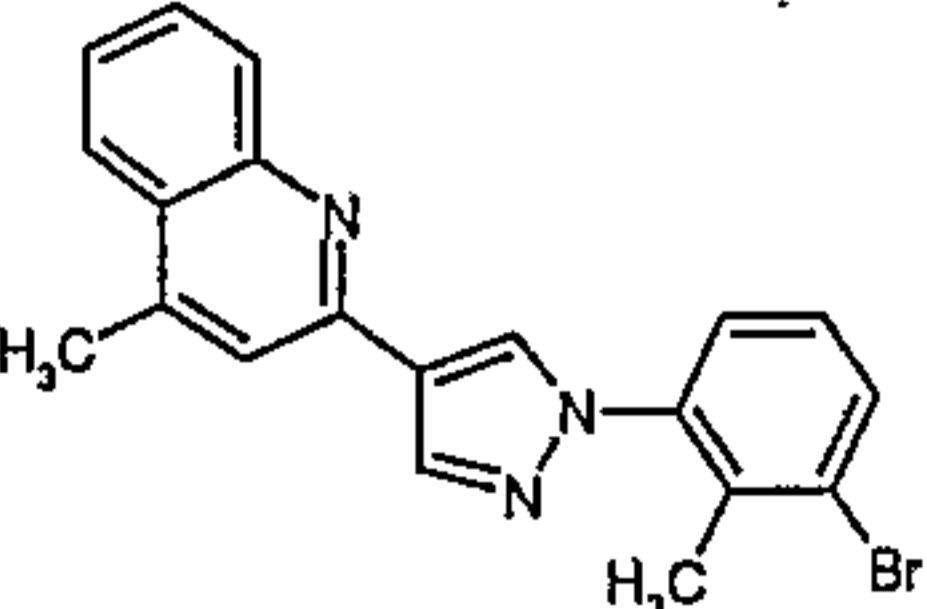
EXAMPLE	Structure	<sup>1</sup> H NMR (δ)	MS (ESI)
195.		ND	MS 309 (M <sup>+</sup> +H).
196.		ND	MS 303 (M <sup>+</sup> +H).
197.		ND	MS 327 (M <sup>+</sup> +H).
198.		ND	MS 379 (M <sup>+</sup> +H).
199.		ND	MS 324 (M <sup>+</sup> +H).
200.		ND	MS 329 (M <sup>+</sup> +H).
201.		ND	MS 301 (M <sup>+</sup> +H).
202.		ND	MS 378, 380 (M <sup>+</sup> +H).
203.		ND	MS 264 (M <sup>+</sup> +H).
204.		ND	MS 328 (M <sup>+</sup> +H).

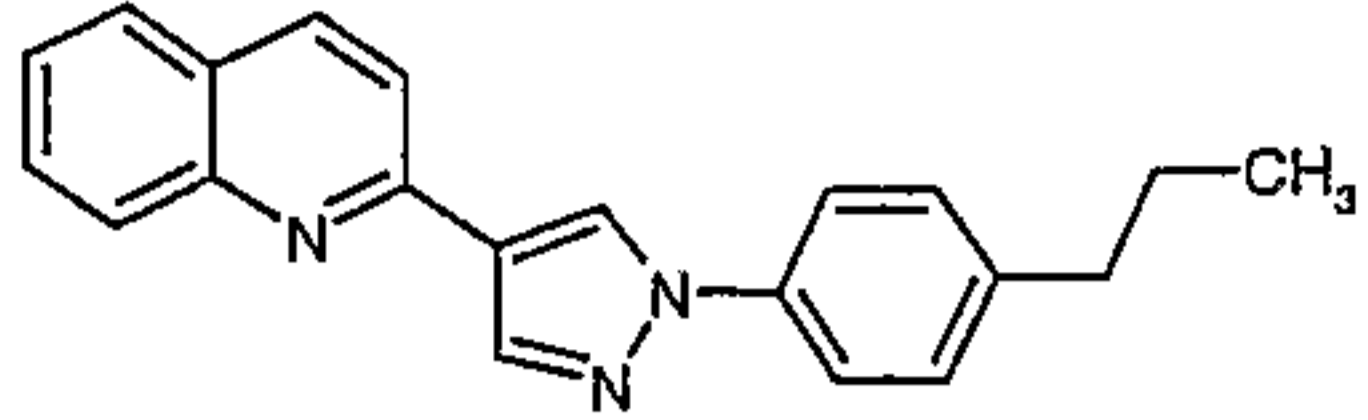
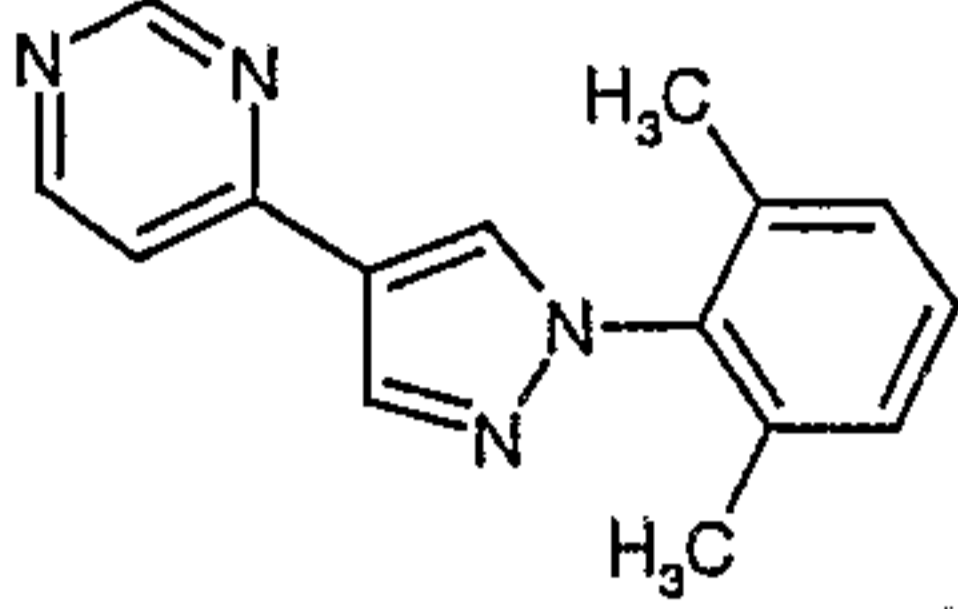
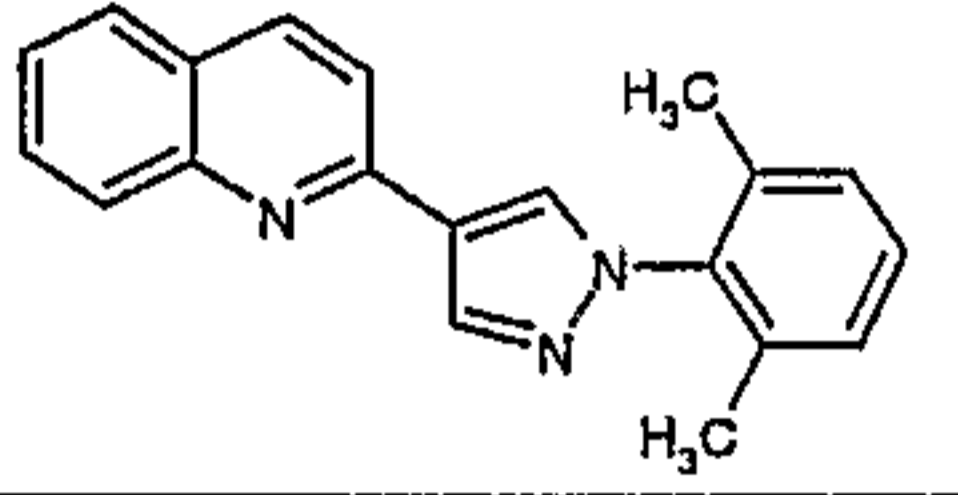
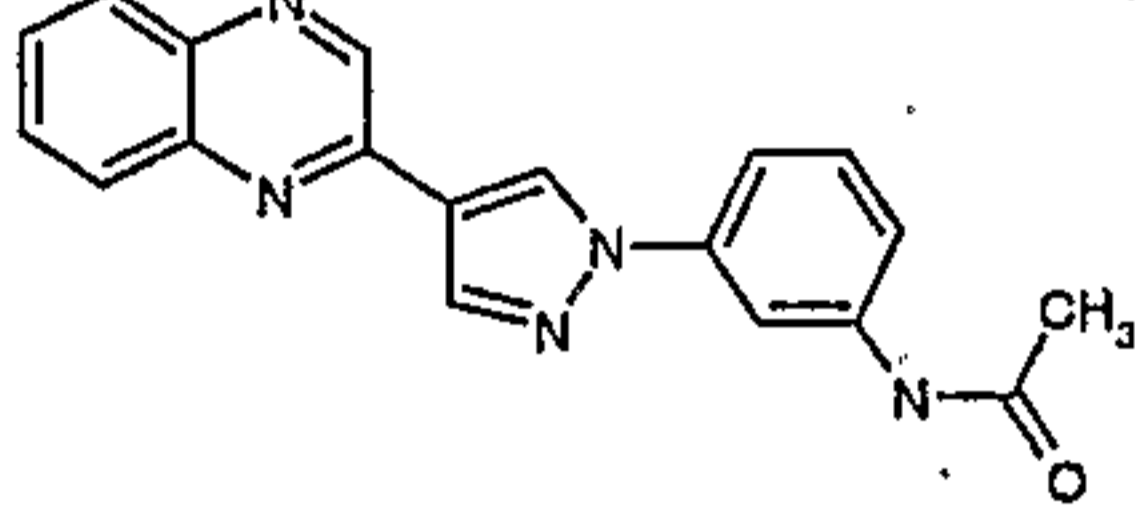
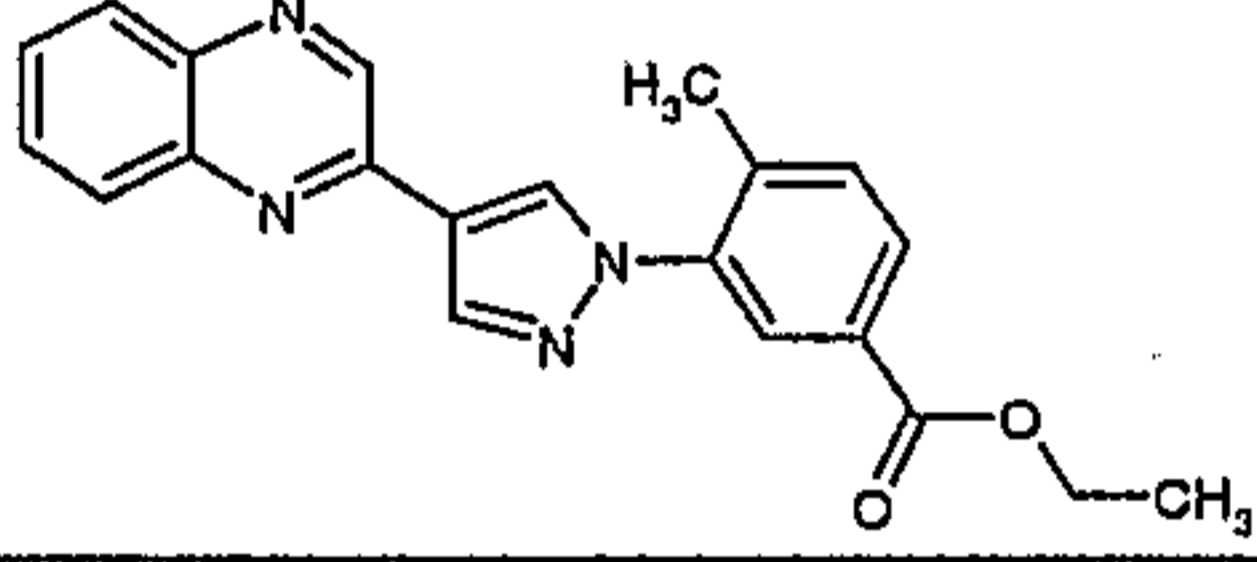
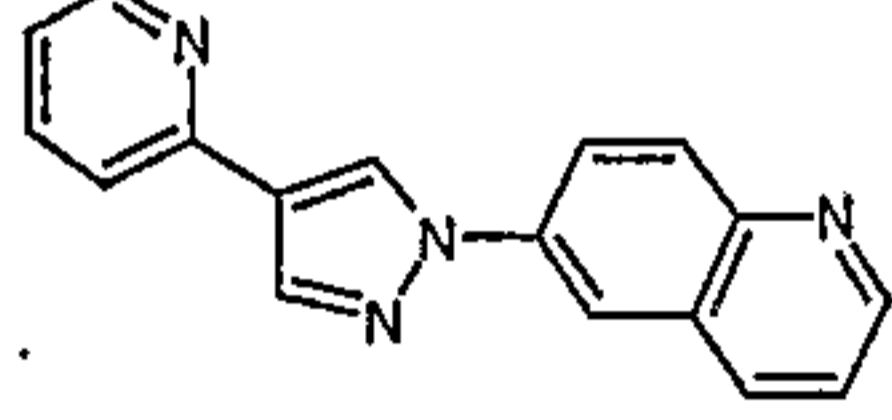
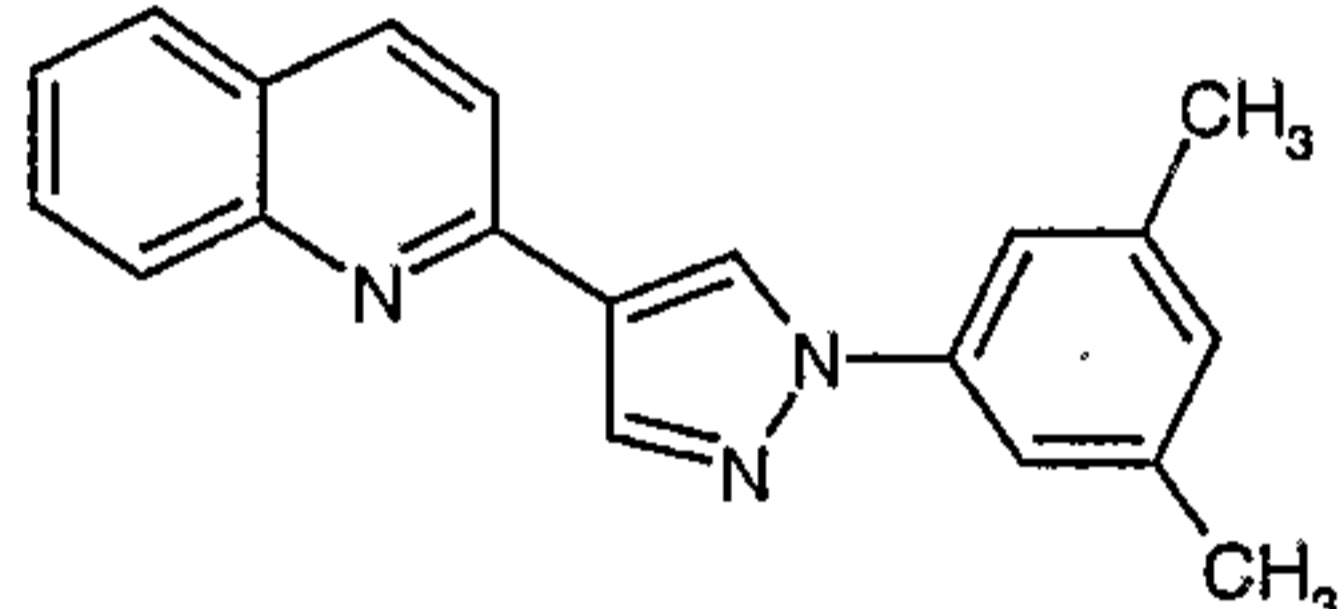
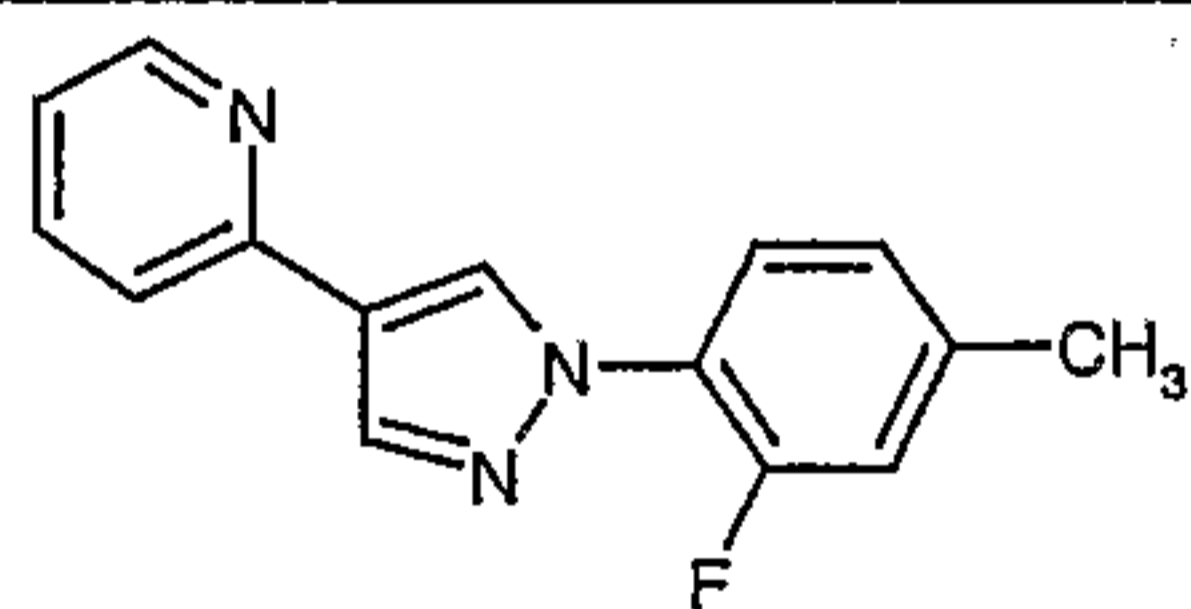
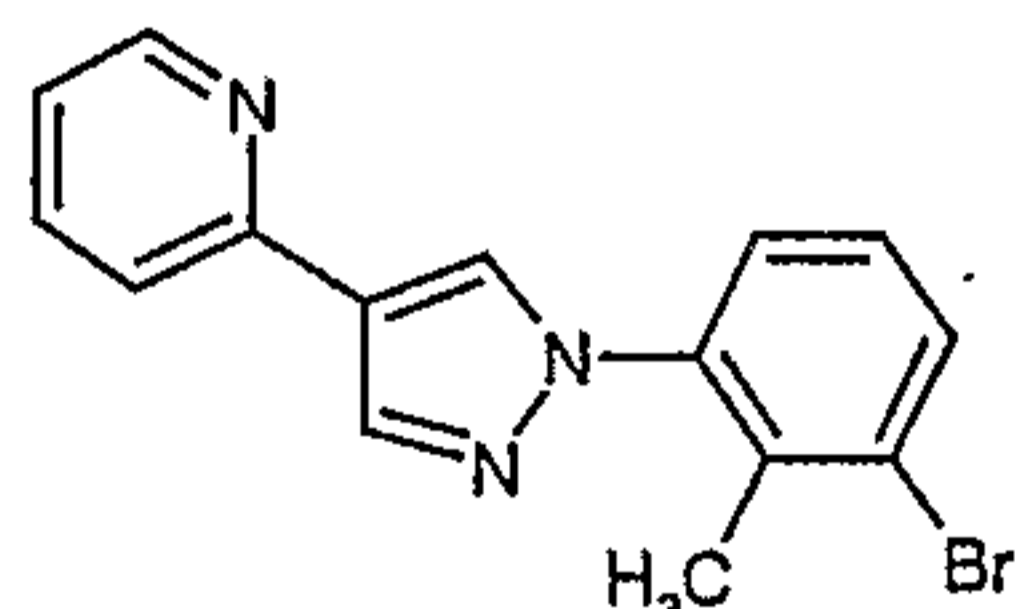
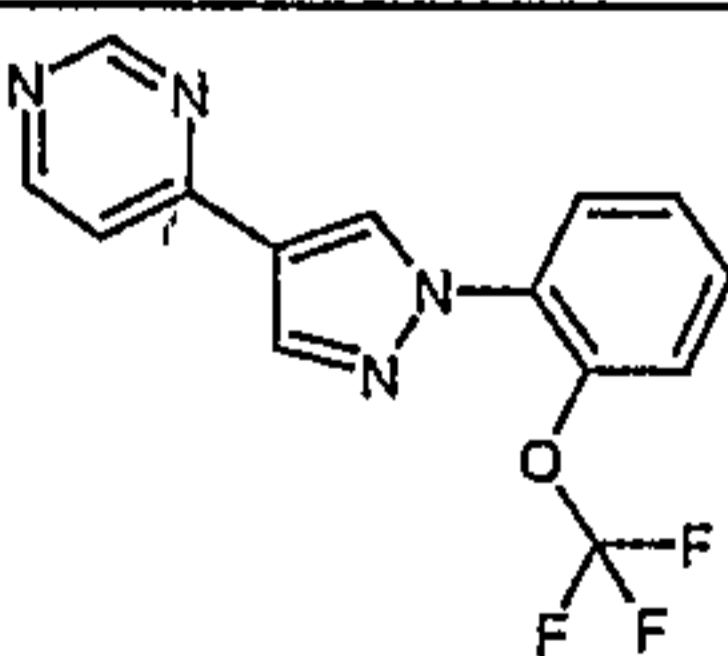
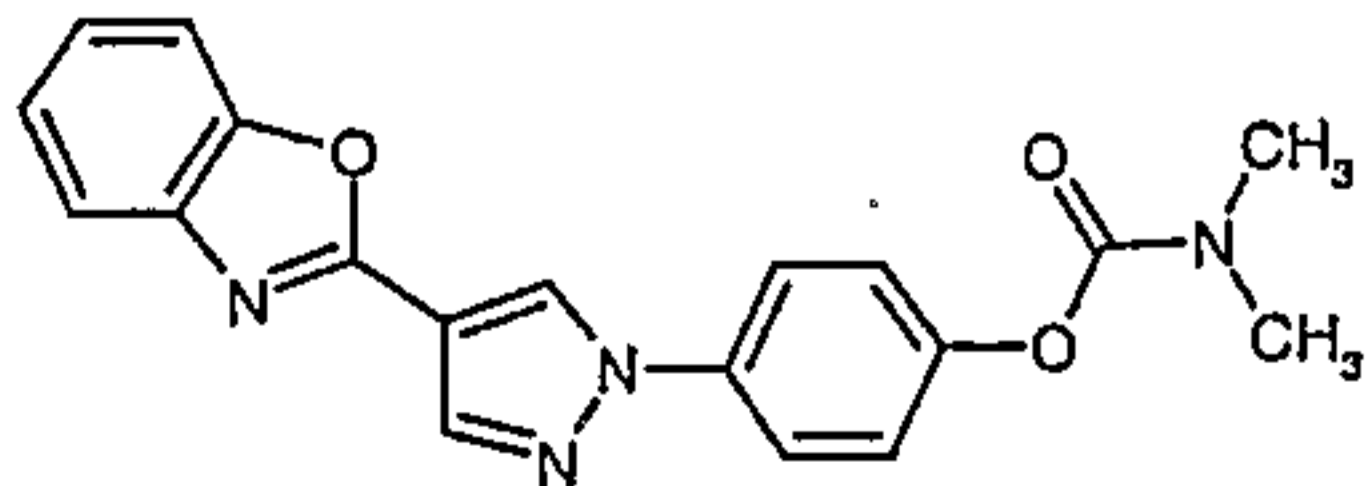
EXAMPLE	Structure	<sup>1</sup> H NMR (δ)	MS (ESI)
205.		ND	MS 326 (M <sup>+</sup> +H).
206.		ND	MS 309 (M <sup>+</sup> +H).
207.		ND	MS 366 (M <sup>+</sup> +H).
208.		ND	MS 313 (M <sup>+</sup> +H).
209.		ND	MS 312 (M <sup>+</sup> +H).
210.		ND	MS 3145 317 (M <sup>+</sup> +H).
211.		ND	MS 314 (M <sup>+</sup> +H).
212.		ND	MS 368 (M <sup>+</sup> +H).
213.		ND	MS 357 (M <sup>+</sup> +H).
214.		ND	MS 378 (M <sup>+</sup> +H).
215.		ND	MS 264 (M <sup>+</sup> +H).

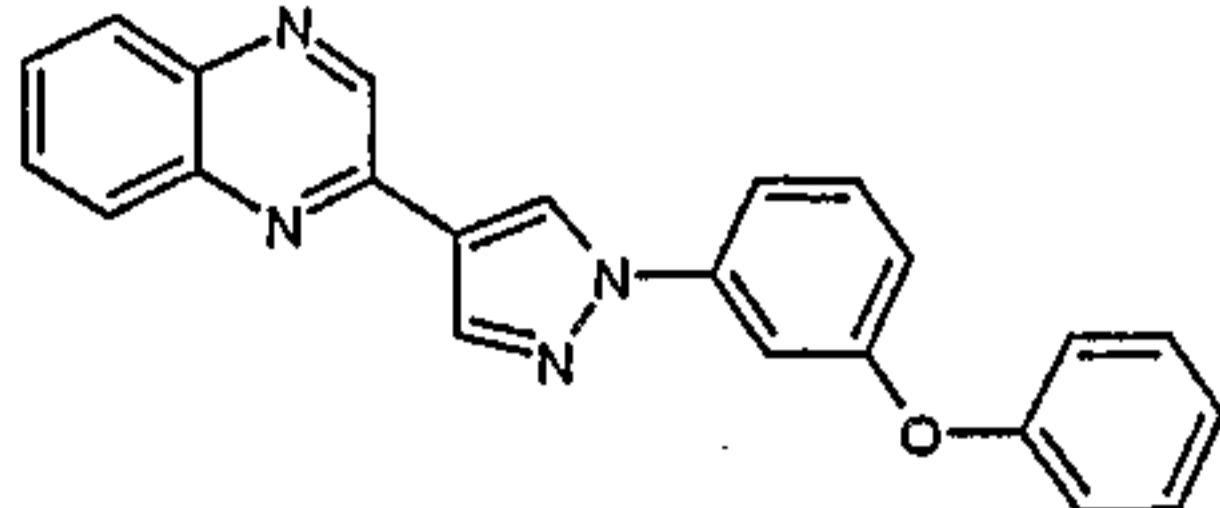
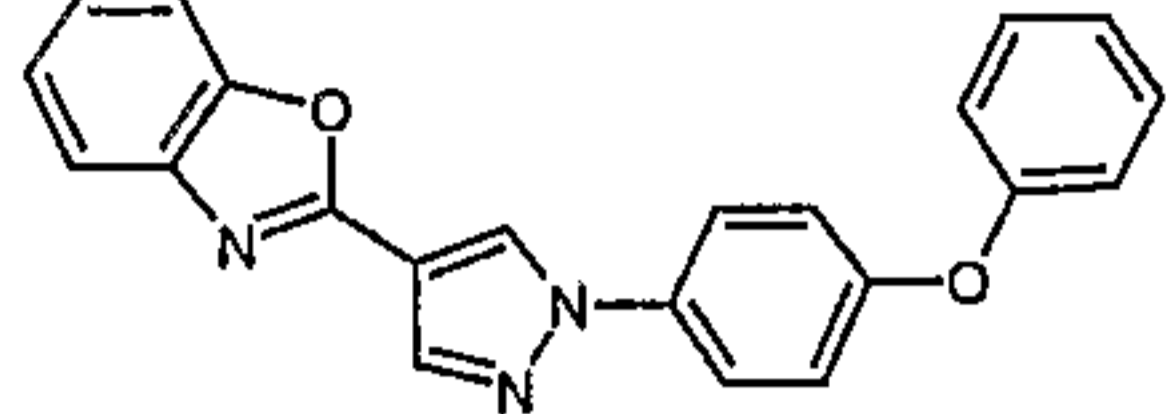
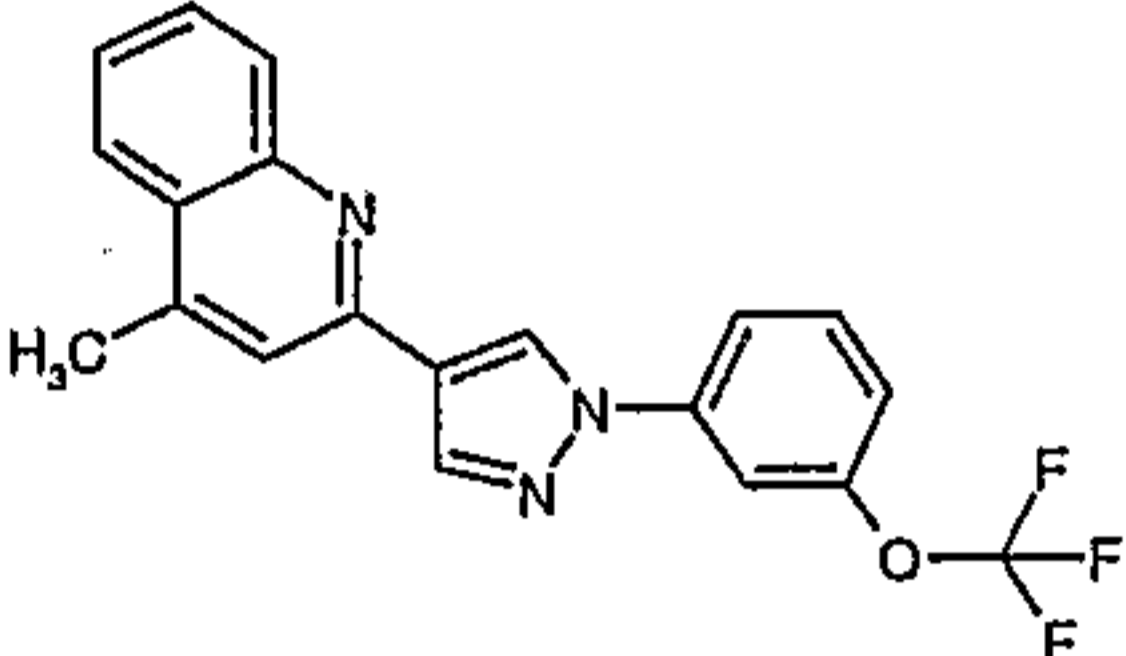
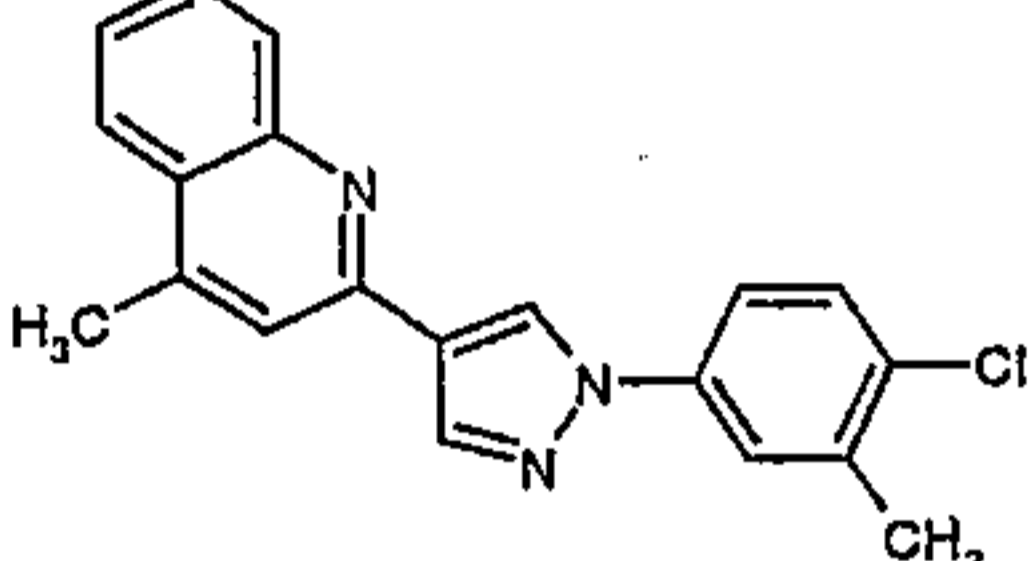
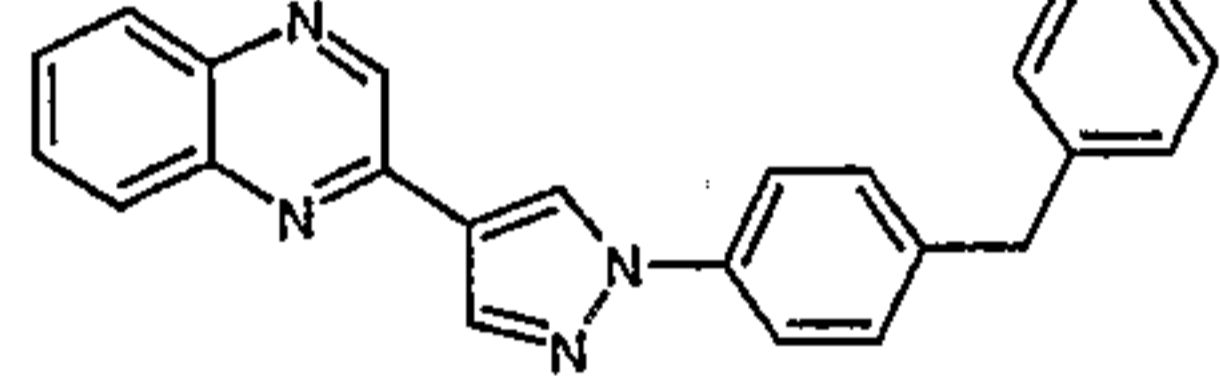
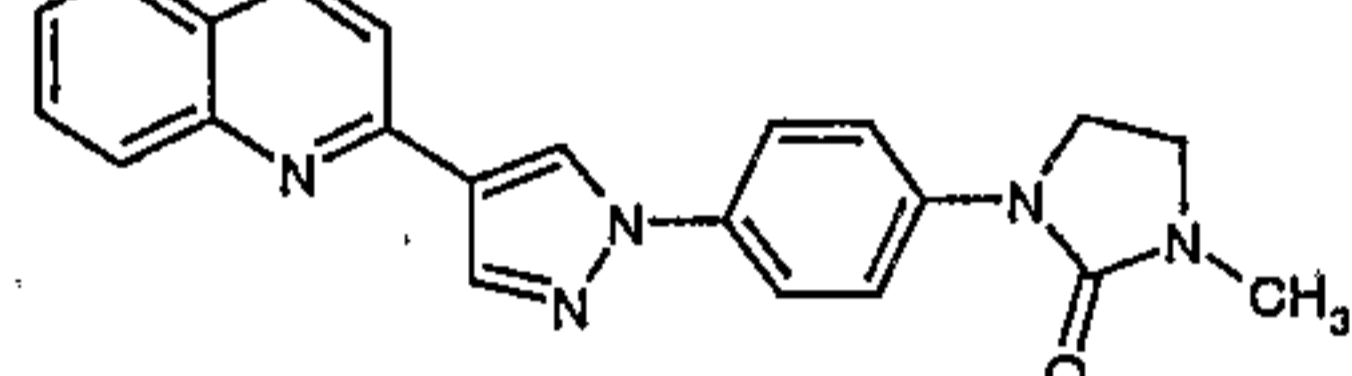
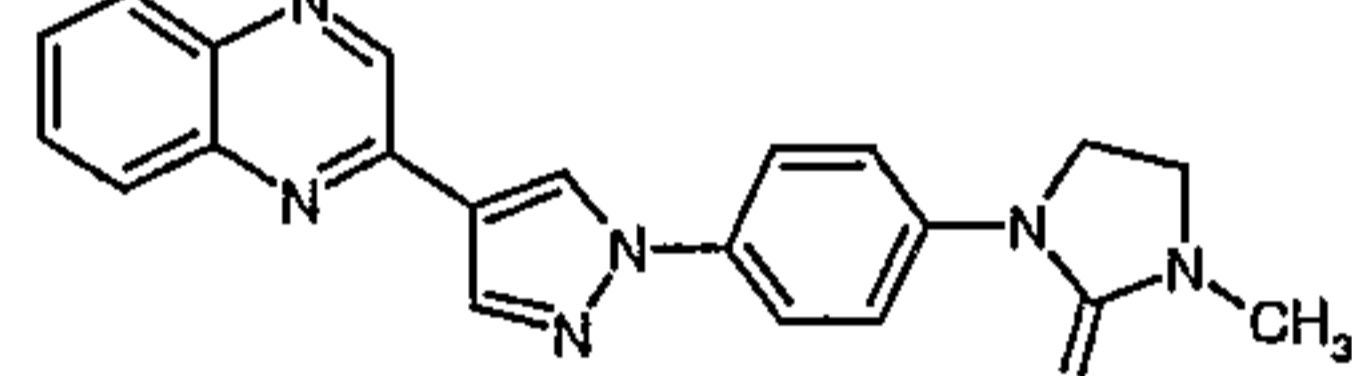
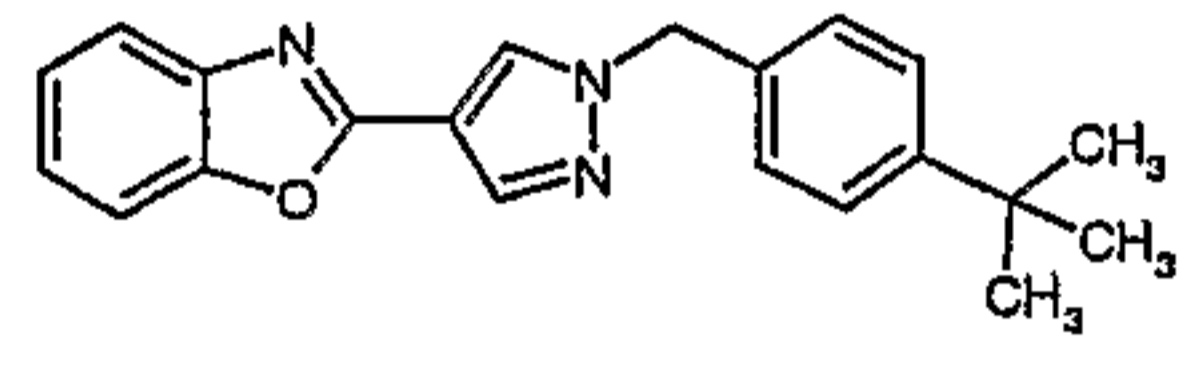
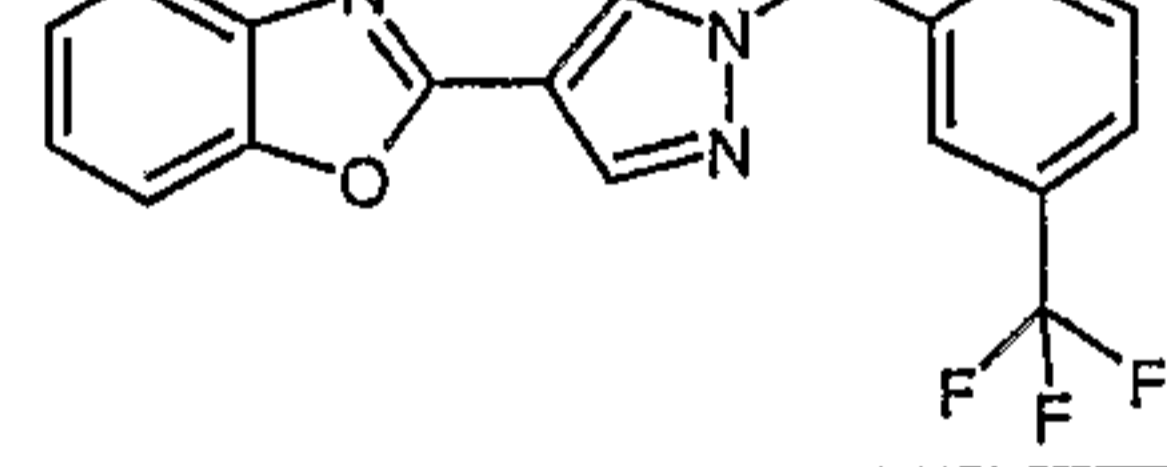
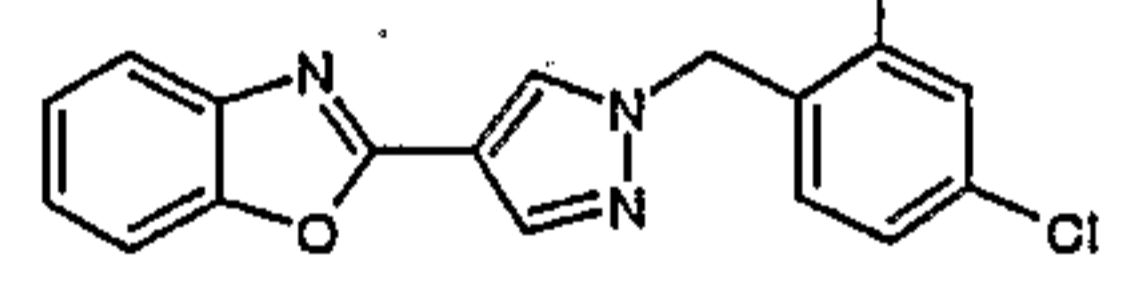
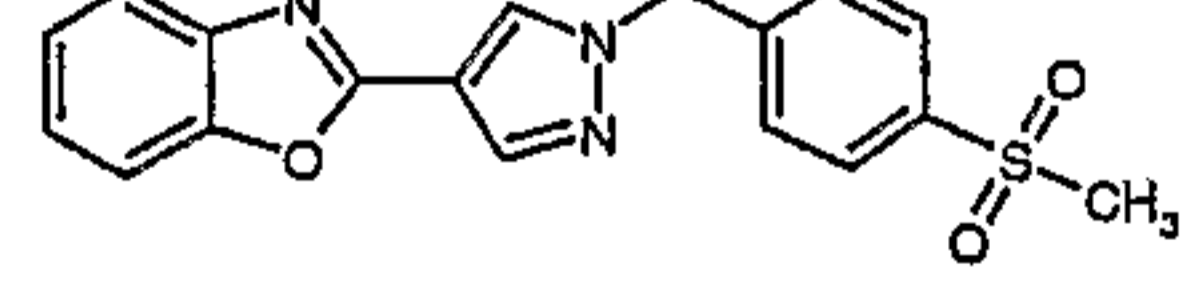
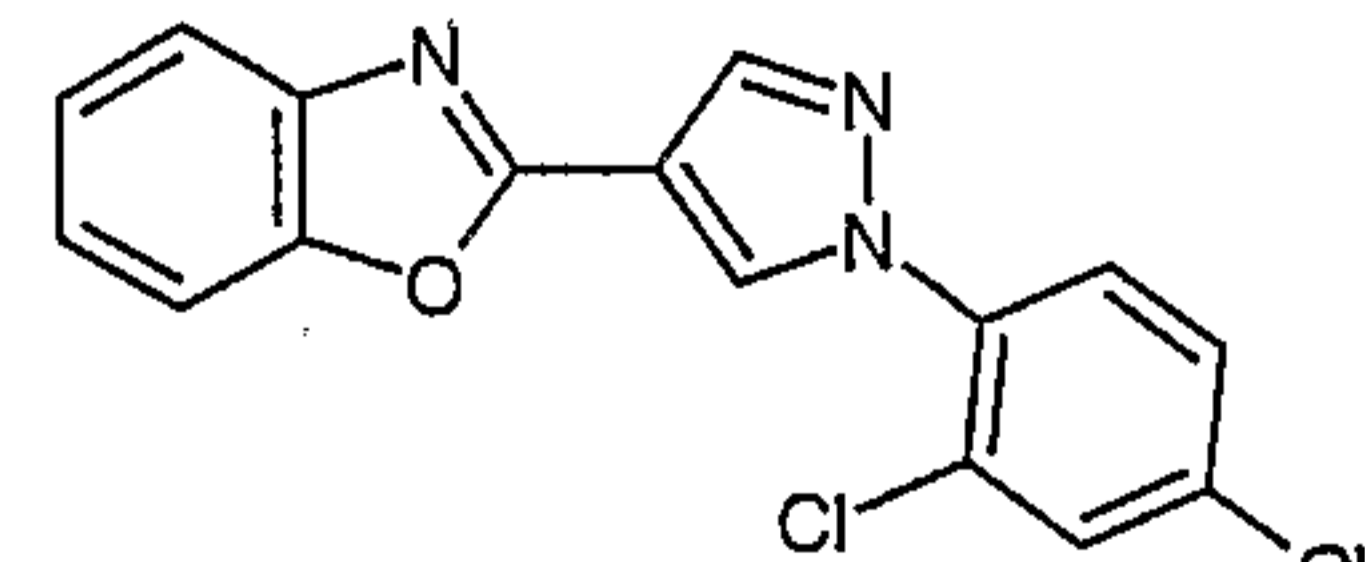
EXAMPLE	Structure	<sup>1</sup> H NMR (δ)	MS (ESI)
216.		ND	MS 363 (M <sup>+</sup> +H).
217.		ND	MS 287 (M <sup>+</sup> +H).
218.		ND	MS 295 (M <sup>+</sup> +H).
219.		ND	MS 240 (M <sup>+</sup> +H).
220.		ND	MS 359 (M <sup>+</sup> +H).
221.		ND	MS 303 (M <sup>+</sup> +H).
222.		ND	MS 318 (M <sup>+</sup> +H).
223.		ND	MS 358 (M <sup>+</sup> +H).
224.		ND	MS 320 (M <sup>+</sup> +H).
225.		ND	MS 255 (M <sup>+</sup> +H).
226.		ND	MS 409 (M <sup>+</sup> +H).

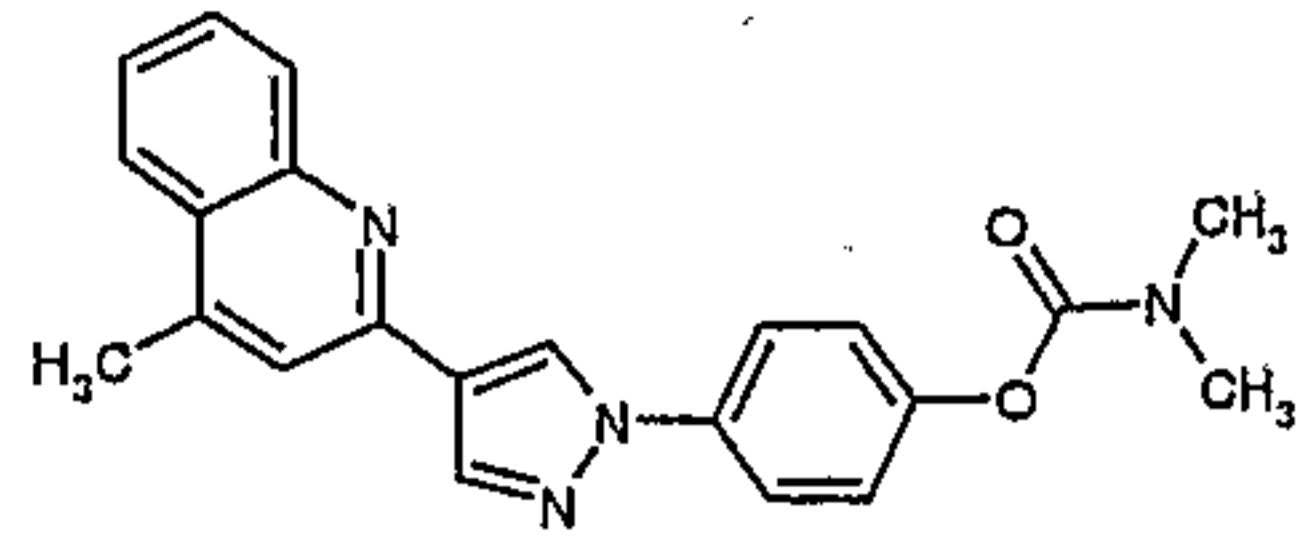
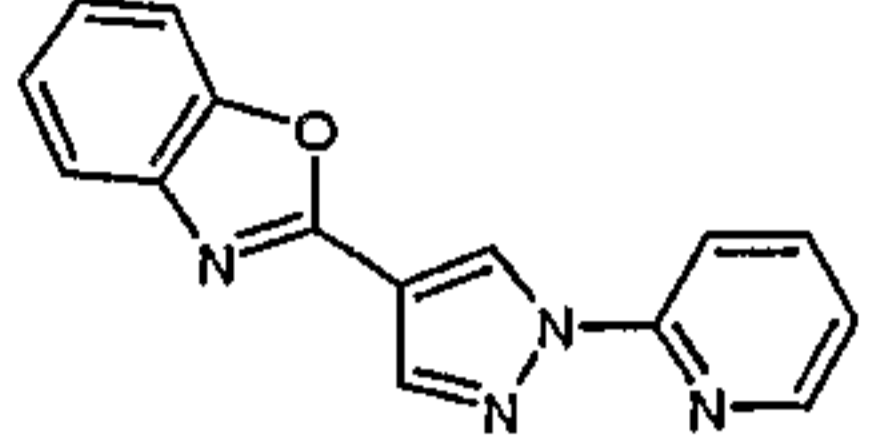
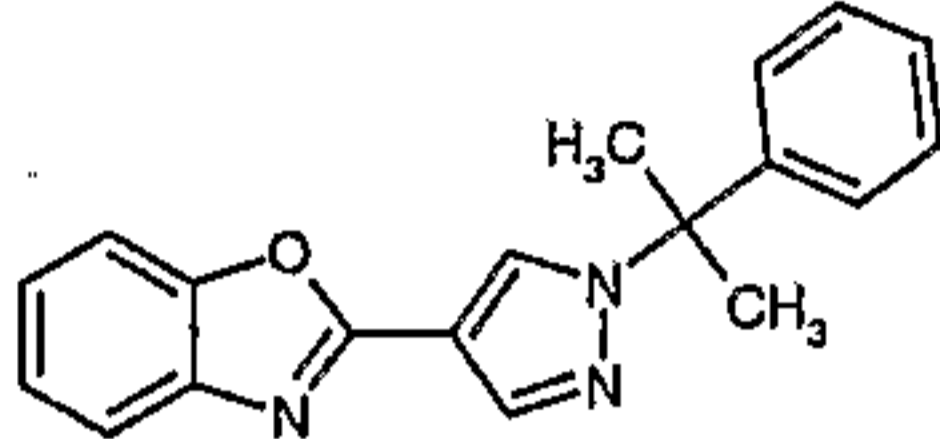
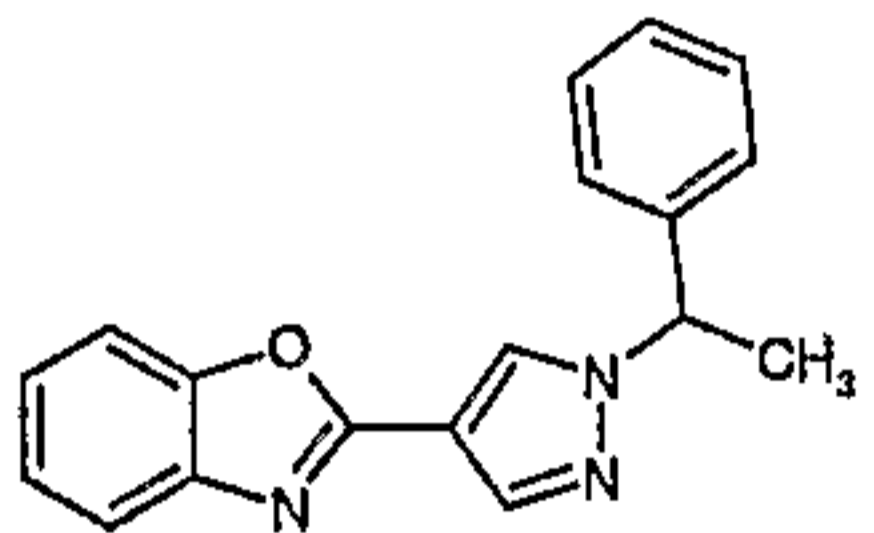
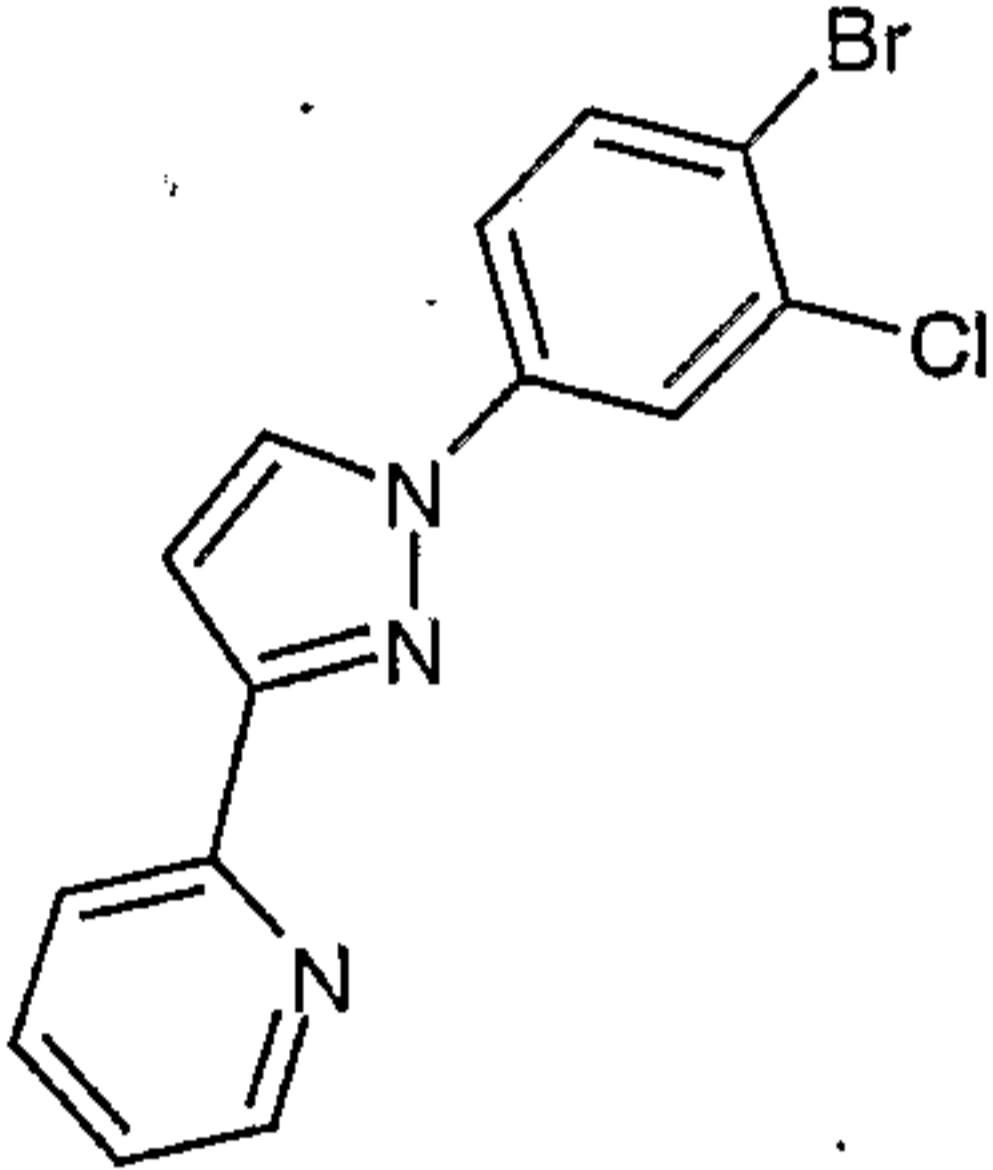
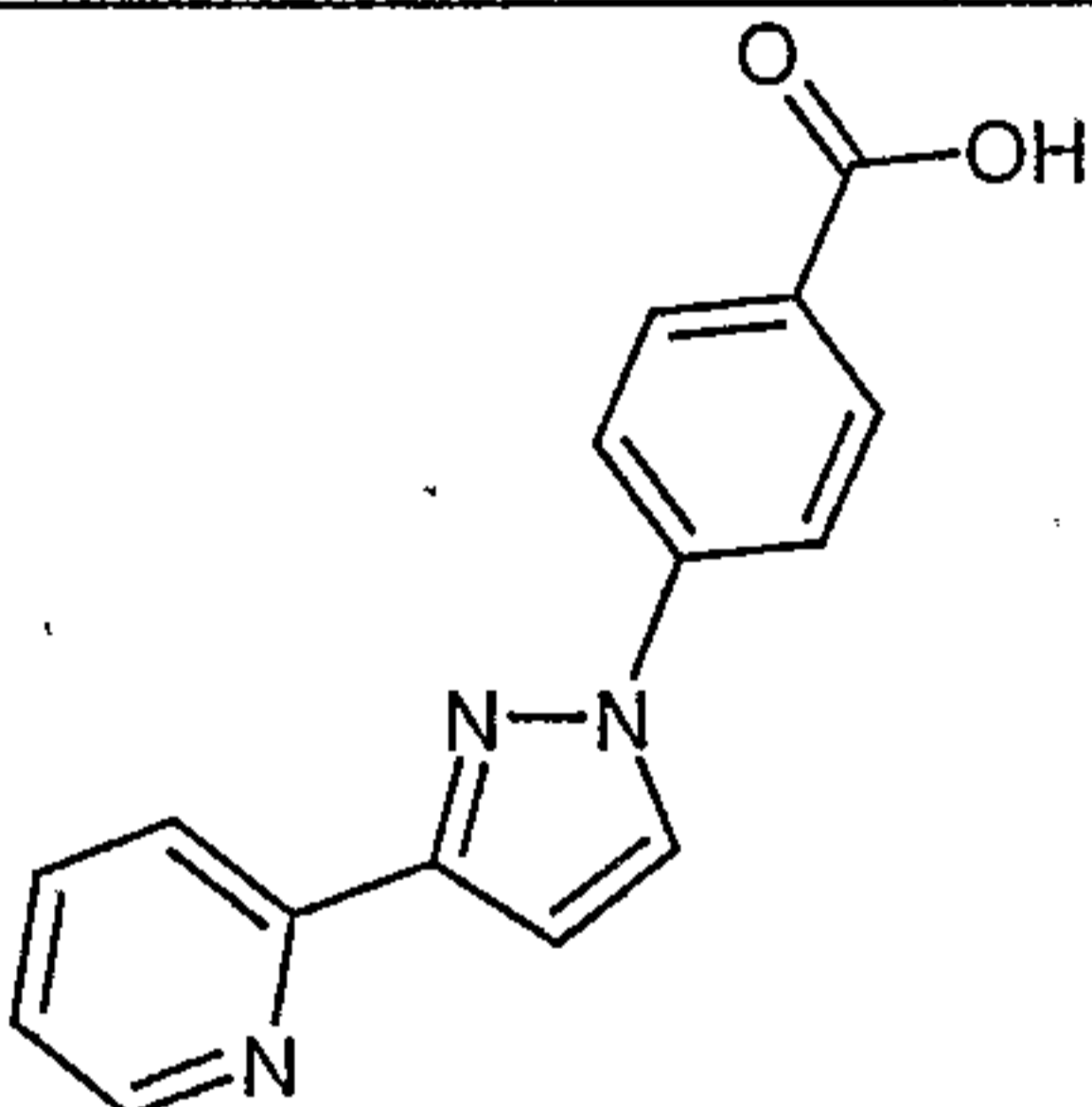
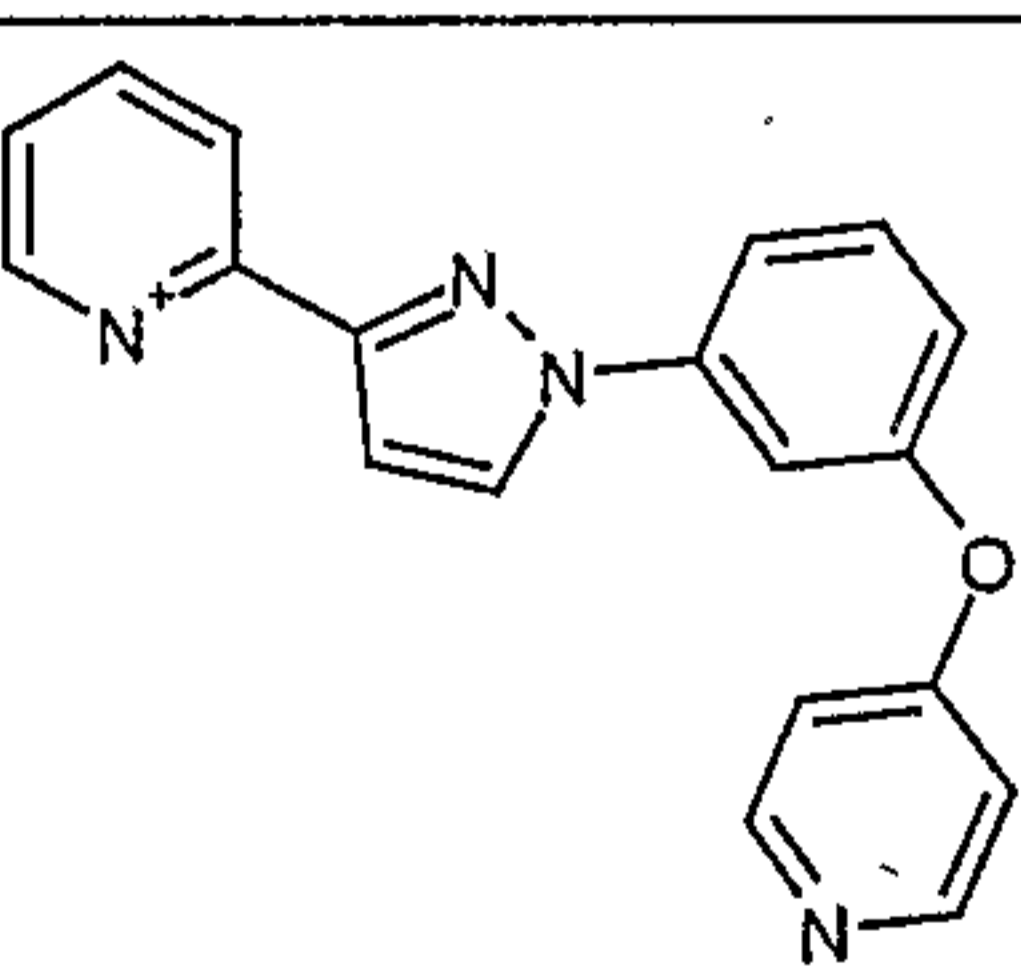
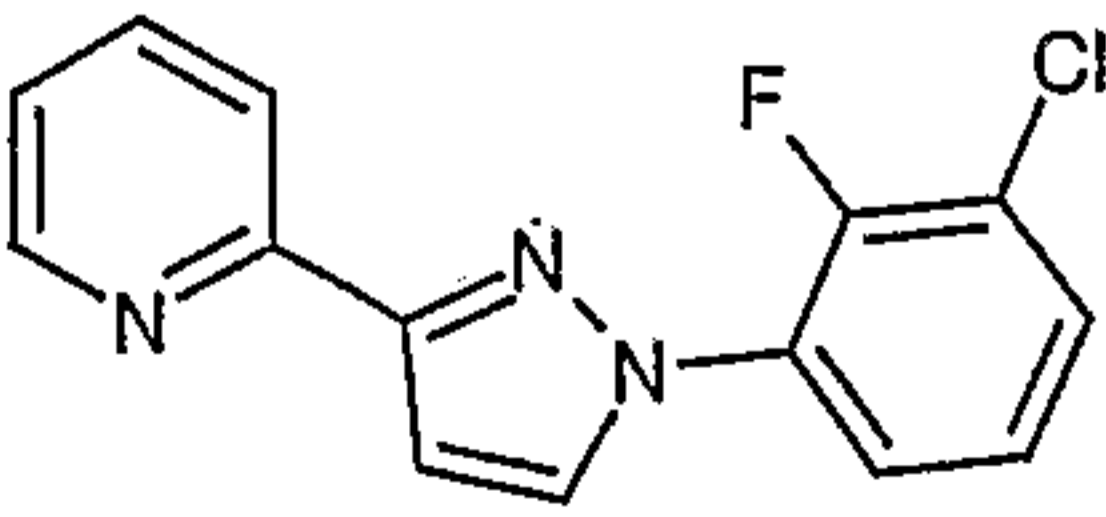


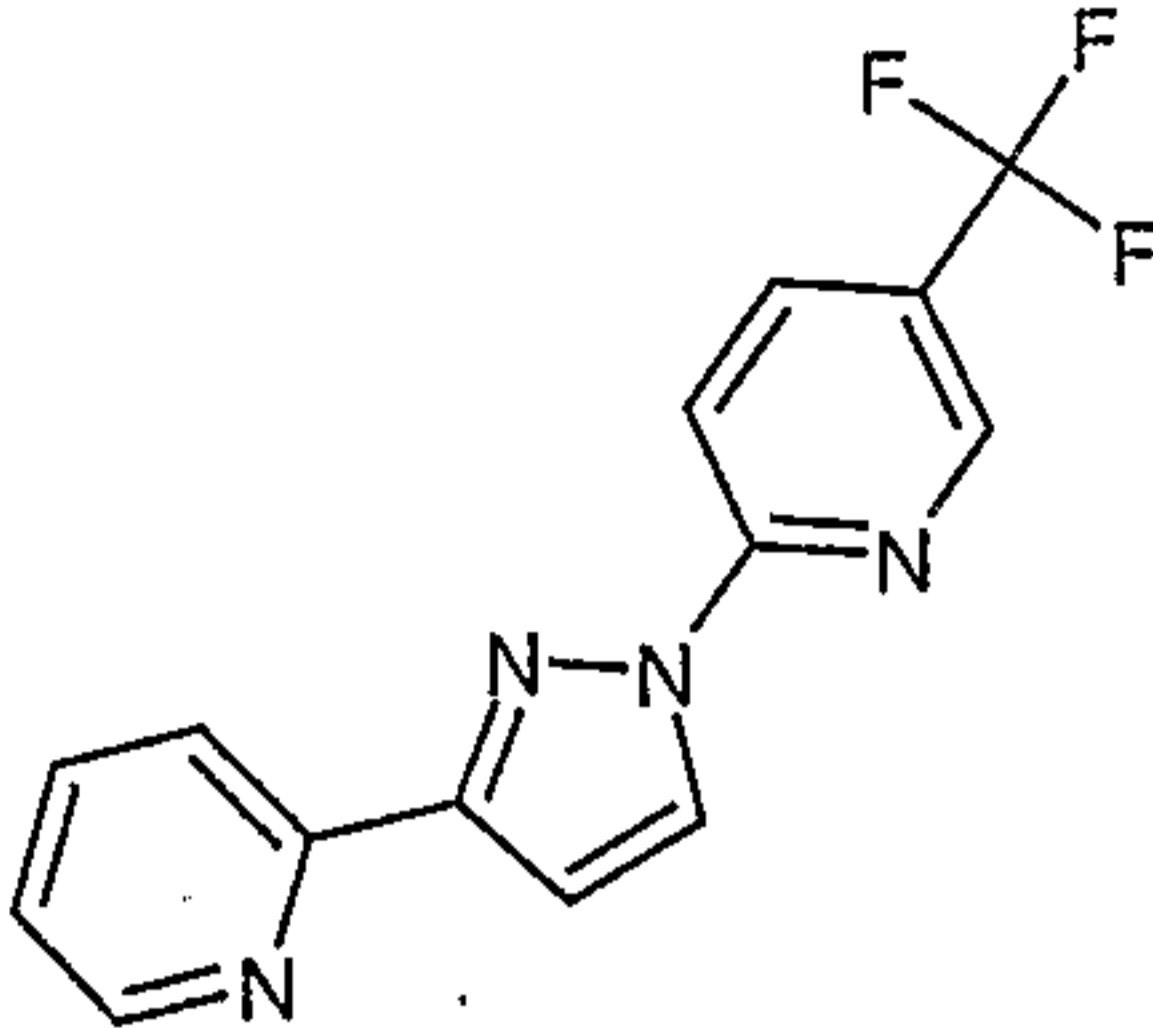
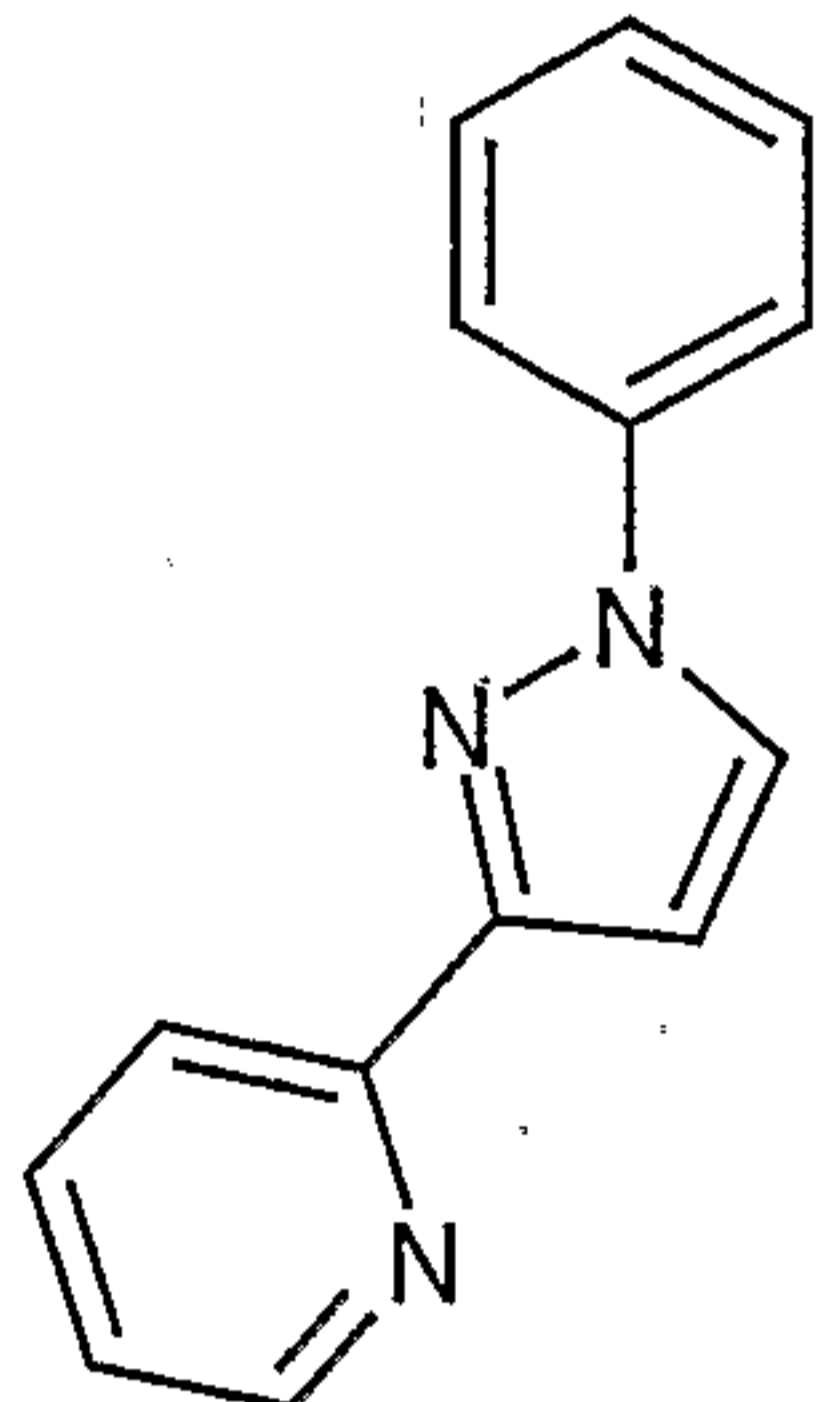
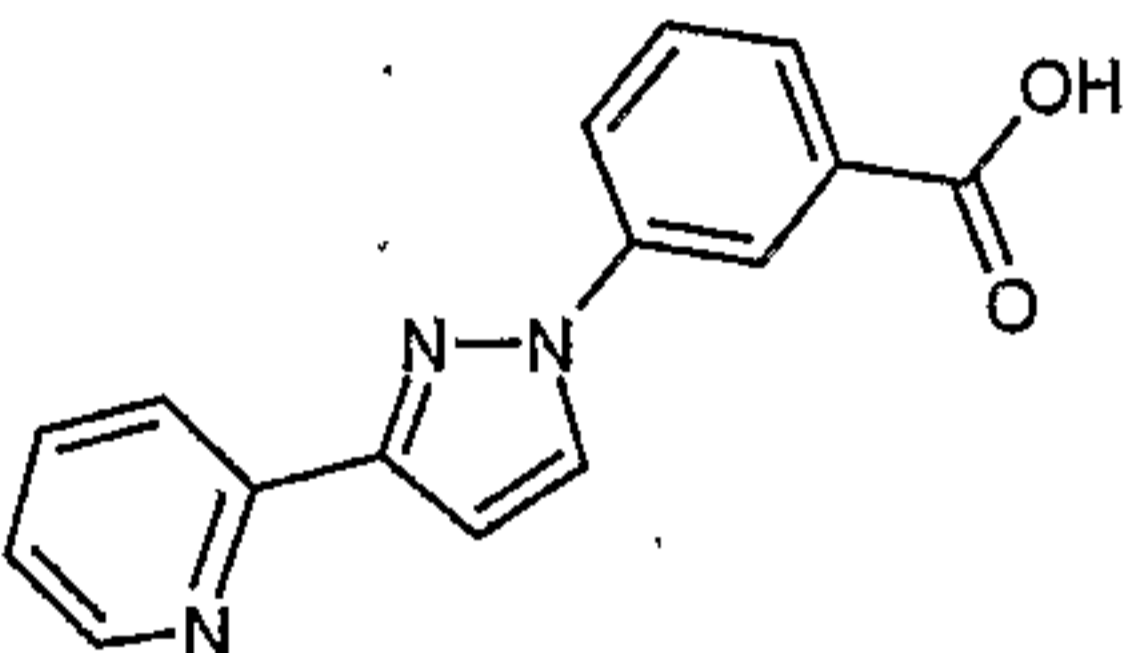
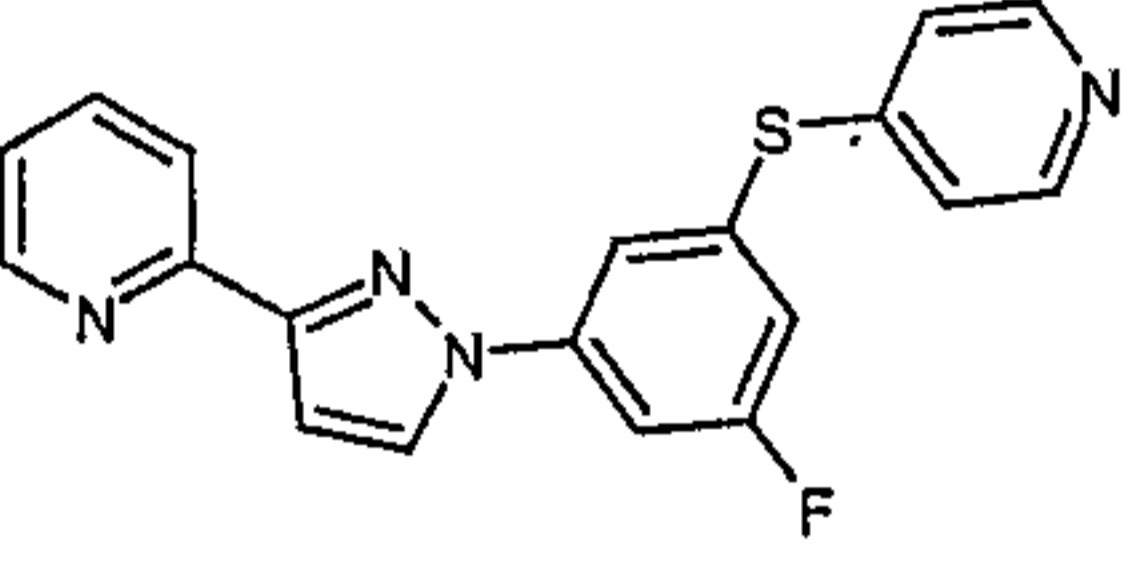
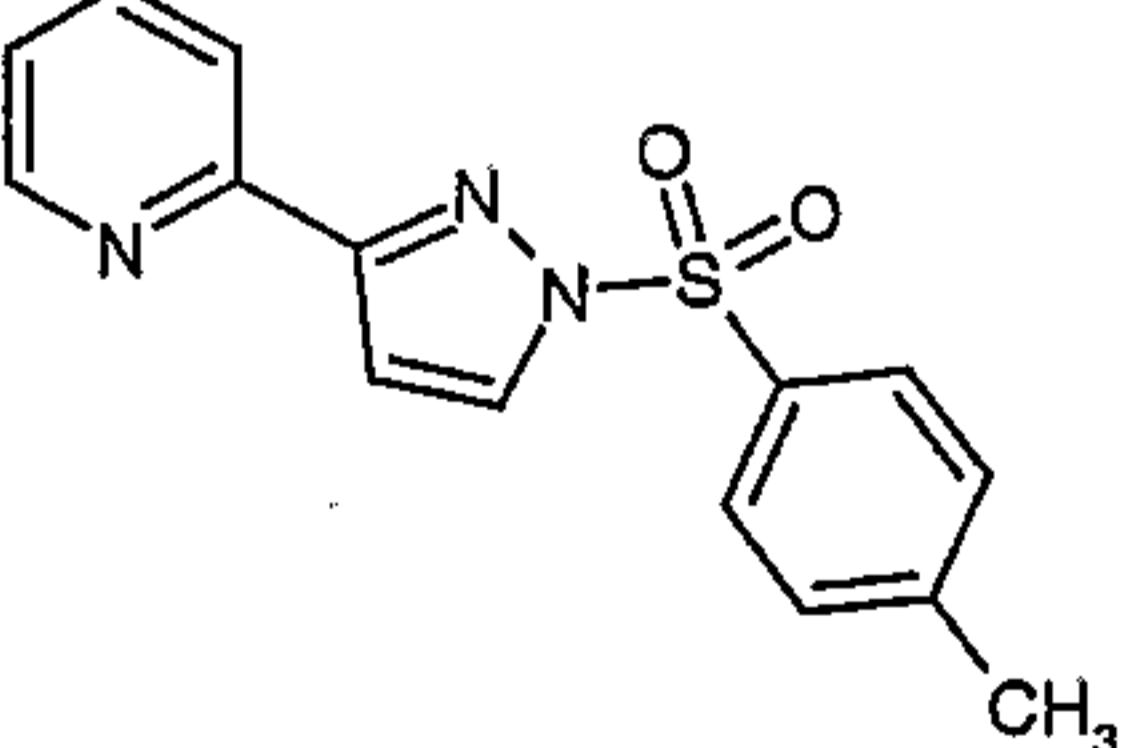
EXAMPLE	Structure	<sup>1</sup> H NMR (δ)	MS (ESI)
227.		ND	MS 273 (M <sup>+</sup> +H).
228.		ND	MS 368 (M <sup>+</sup> +H).
229.		ND	MS 315 (M <sup>+</sup> +H).
230.		ND	MS 279 (M <sup>+</sup> +H).
231.		ND	MS 279 (M <sup>+</sup> +H).
232.		ND	MS 328 (M <sup>+</sup> +H).
233.		ND	MS 306 (M <sup>+</sup> +H).
234.		ND	MS 365 (M <sup>+</sup> +H).
235.		ND	MS 303 (M <sup>+</sup> +H).
236.		ND	MS 291 (M <sup>+</sup> +H).

EXAMPLE	Structure	<sup>1</sup> H NMR (δ)	MS (ESI)
237.		ND	MS 334 (M <sup>+</sup> +H).
238.		ND	MS 318 (M <sup>+</sup> +H).
239.		ND	MS 307 (M <sup>+</sup> +H).
240.		ND	MS 386 (M <sup>+</sup> +H).
241.		ND	MS 250 (M <sup>+</sup> +H).
242.		ND	MS 301 (M <sup>+</sup> +H).
243.		ND	MS 313 (M <sup>+</sup> +H).
244.		ND	MS 328 (M <sup>+</sup> +H).
245.		ND	MS 317 (M <sup>+</sup> +H).
246.		ND	MS 330 (M <sup>+</sup> +H).
247.		ND	MS 379 (M <sup>+</sup> +H).

EXAMPLE	Structure	<sup>1</sup> H NMR (δ)	MS (ESI)
248.		ND	MS 314 (M <sup>+</sup> +H).
249.		ND	MS 251 (M <sup>+</sup> +H).
250.		ND	MS 300 (M <sup>+</sup> +H).
251.		ND	MS 330 (M <sup>+</sup> +H).
252.		ND	MS 359 (M <sup>+</sup> +H).
253.		ND	MS 273 (M <sup>+</sup> +H).
254.		ND	MS 300 (M <sup>+</sup> +H).
255.		ND	MS 254 (M <sup>+</sup> +H).
256.		ND	MS 314, 316 (M <sup>+</sup> +H).
257.		ND	MS 307 (M <sup>+</sup> +H).
258.		ND	MS 349 (M <sup>+</sup> +H).

EXAMPLE	Structure	<sup>1</sup> H NMR (δ)	MS (ESI)
259.		ND	MS 365 (M <sup>+</sup> +H).
260.		ND	MS 354 (M <sup>+</sup> +H).
261.		ND	MS 370 (M <sup>+</sup> +H).
262.		ND	MS 334 (M <sup>+</sup> +H).
263.		ND	MS 363 (M <sup>+</sup> +H).
264.		ND	MS 370 (M <sup>+</sup> +H).
265.		ND	MS 371 (M <sup>+</sup> +H).
266.		ND	MS 332 (M <sup>+</sup> +H).
267.		ND	MS 344 (M <sup>+</sup> +H).
268.		ND	MS 344 (M <sup>+</sup> +H).
269.		ND	MS 354 (M <sup>+</sup> +H).
270.		ND	MS 330 (M <sup>+</sup> +H).

EXAMPLE	Structure	<sup>1</sup> H NMR (δ)	MS (ESI)
271.		ND	MS 373 (M <sup>+</sup> +H).
272.		ND	MS 263 (M <sup>+</sup> +H).
273.		ND	MS 304 (M <sup>+</sup> +H).
274.		ND	MS 290 (M <sup>+</sup> +H).
275.		8.55 (d, 1H), 7.95 (m, 1H), 7.85 (d, 1H), 7.80 (d, 1H), 7.65 (d, 1H), 7.60 (s, 1H), 7.45 (m, 1H), 7.20 (dd, 1H), 7.00 (d, 1H).	MS 336.0 (M <sup>+</sup> +H).
276.		8.55 (d, 1H), 8.00 (d, 2H), 7.95 (m, 2H), 7.60 (d, 1H), 7.40 (m, 3H), 7.10 (d, 1H).	MS 266.1 (M <sup>+</sup> +H).
277.		8.85 (d, 2H), 8.60 (d, 1H), 7.95 (t, 1H), 7.85 (s, 1H), 7.65 (m, 2H), 7.45 (m, 5H), 7.25 (s, 1H), 6.95 (s, 1H).	MS 315.1 (M <sup>+</sup> +H).
278.		8.40 (d, 1H), 7.90 (m, 2H), 7.80 (d, 1H), 7.70 (t, 1H), 7.50 (t, 1H), 7.30 (m, 2H), 7.10 (s, 1H).	MS 275.1 (M <sup>+</sup> +H).

EXAMPLE	Structure	<sup>1</sup> H NMR (δ)	MS (ESI)
279.		8.60 (s, 1H), 8.40 (m, 2H), 7.95 (d, 1H), 7.90 (d, 1H), 7.85 (t, 1H), 7.65 (d, 1H), 7.35 (m, 1H), 6.95 (d, 1H).	MS 291.3 (M <sup>+</sup> +H).
280.		8.60 (d, 1H), 7.99 (t, 1H), 7.85 (s, 1H), 7.47 (t, 1H), 7.42 (m, 4H), 7.39 (d, 2H), 6.99 (s, 1H).	MS 222.0 (M <sup>+</sup> +H).
281.		8.45 (d, 1H), 7.90 (m, 1H), 7.86 (m, 1H), 7.83 (d, 1H), 7.78 (m, 1H), 7.57 (d, 1H), 7.50 (m, 2H), 7.37 (m, 1H), 6.93 (m, 1H).	MS 267.0 (M <sup>+</sup> +H).
282.		8.68 (d, 2H), 8.54 (d, 1H), 7.95 (m, 1H), 7.90 (s, 1H), 7.72 (d, 2H), 7.61 (m, 3H), 7.40 (m, 1H), 7.37 (s, 1H), 7.02 (s, 1H).	MS 349.0 (M <sup>+</sup> +H).
283.		8.68 (d, 1H), 8.63 (s, 1H), 8.04 (m, 3H), 7.90 (t, 1H), 7.49 (d, 2H), 7.42 (t, 1H), 7.19 (s, 1H), 2.38 (s, 3H)	MS 299.65 (M <sup>+</sup> +H).

Other variations or modifications, which will be obvious to those skilled in the art, are within the scope and teachings of this invention. This invention is not to be limited except as set forth in the following claims.

## CLAIMS:

1. A compound which is selected from the group consisting of
  - 3-(4-pyridin-2-yl-1*H*-pyrazol-1-yl)benzotrile;
  - 2-[1-(3-fluorophenyl)-1*H*-pyrazol-4-yl]pyridine;
  - 2-[1-(1-naphthyl)-1*H*-pyrazol-4-yl]pyridine;
  - 2-(1-pyridin-3-yl-1*H*-pyrazol-4-yl)pyridine;
  - 3-(1-pyridin-2-yl-1*H*-pyrazol-4-yl)benzotrile;
  - 2-[4-(3-chlorophenyl)-1*H*-pyrazol-1-yl]pyridine;
  - 2-[4-(3-methoxyphenyl)-1*H*-pyrazol-1-yl]pyridine;
  - 3-(3-pyridin-2-yl-1*H*-pyrazol-1-yl)benzotrile;
  - 2-[1-(3-chlorophenyl)-1*H*-pyrazol-3-yl]pyridine;
  - 3-(1-pyridin-2-yl-1*H*-pyrazol-3-yl)benzotrile;
  - 2-bromo-6-(4-pyridin-2-yl-1*H*-pyrazol-1-yl)pyridine;
  - 6-(4-pyridin-2-yl-1*H*-pyrazol-1-yl)pyridine-2-carbonitrile;
  - 2-[1-(3-bromophenyl)-1*H*-pyrazol-4-yl]pyridine;
  - 3-(4-pyrazin-2-yl-1*H*-pyrazol-1-yl)benzotrile;
  - 2-methyl-6-(4-pyridin-2-yl-1*H*-pyrazol-1-yl)pyridine;
  - 5-(4-pyridin-2-yl-1*H*-pyrazol-1-yl)nicotinonitrile;
  - 2-methoxy-6-(4-pyridin-2-yl-1*H*-pyrazol-1-yl)pyridine;
  - 2-[1-(3-bromo-5-chlorophenyl)-1*H*-pyrazol-4-yl]pyridine;
  - 2-[1-(3,5-dichlorophenyl)-1*H*-pyrazol-4-yl]pyridine;
  - 3-[4-(1,3-thiazol-2-yl)-1*H*-pyrazol-1-yl]benzotrile;
  - 3-[4-(1,3-thiazol-4-yl)-1*H*-pyrazol-1-yl]benzotrile;
  - 2-{1-[3-(trifluoromethyl)phenyl]-1*H*-pyrazol-4-yl}-1,3-benzoxazole;
  - 2-[1-(5-bromo-2-methylphenyl)-1*H*-pyrazol-4-yl]-1,3-benzoxazole;
  - 2-[1-(3,5-dichlorophenyl)-1*H*-pyrazol-3-yl]pyridine;
  - 3-fluoro-5-(3-pyridin-2-yl-1*H*-pyrazol-1-yl)benzotrile;
  - 3-fluoro-5-(5-methyl-3-pyridin-2-yl-1*H*-pyrazol-1-yl)benzotrile;
  - 2-[1-(2,5-difluorophenyl)-1*H*-pyrazol-3-yl]pyridine;
  - 3-(3,5-dimethyl-4-pyridin-2-yl-1*H*-pyrazol-1-yl)benzotrile;
  - 3-(4-pyrimidin-2-yl-1*H*-pyrazol-1-yl)benzotrile;
  - 2-[1-(3-chloro-4-fluoro-phenyl)-1*H*-pyrazol-3-yl]-pyridine;
  - 2-(1-pyridin-2-yl-1*H*-pyrazol-3-yl)pyridine;
  - 2-[1-(2,3,5,6-Tetrafluoro-phenyl)-1*H*-pyrazol-3-yl]-pyridine;

2-[1-(3,5-difluoro-phenyl)-1H-pyrazol-3-yl]-pyridine;  
 2-(1-pentafluorophenyl-1H-pyrazol-3-yl)-pyridine;  
 2-[1-(4-methoxy-phenyl)-1H-pyrazol-3-yl]-pyridine;  
 2-[1-(3-chloro-4-methyl-phenyl)-1H-pyrazol-3-yl]-pyridine;  
 2-[1-(2,3,5,6-tetrafluoro-4-methyl-phenyl)-1H-pyrazol-3-yl]-pyridine;  
 2-[1-(3-nitro-phenyl)-1H-pyrazol-3-yl]-pyridine;  
 3-fluoro-5-(4-pyridin-2-yl-1H-pyrazol-1-yl)benzotrile;  
 2-{1-[3-fluoro-5-(pyridin-3-yloxy)phenyl]-1H-pyrazol-4-yl}pyridine;  
 4-(4-pyridin-2-yl-1H-pyrazol-1-yl)pyridine-2-carbonitrile;  
 2-[1-(4-nitro-phenyl)-1H-pyrazol-3-yl]-pyridine;  
 2-[1-(3,4-dichloro-phenyl)-1H-pyrazol-3-yl]-pyridine;  
 3-(1-pyridin-2-yl-1H-pyrazol-3-yl)benzotrile;  
 2-[4-(2-chlorophenyl)-1H-pyrazol-1-yl]pyridine;  
 2-[4-(3-methylphenyl)-1H-pyrazol-1-yl]pyridine;  
 2-[4-(1-naphthyl)-1H-pyrazol-1-yl]pyridine;  
 2-[4-(2-naphthyl)-1H-pyrazol-1-yl]pyridine;  
 5-(1-pyridin-2-yl-1H-pyrazol-4-yl)quinoline;  
 N-{4-[4-(4-methyl-quinolin-2-yl)-pyrazol-1-yl]-phenyl}-acetamide;  
 2-[1-(3-fluoro-phenyl)-1H-pyrazol-4-yl]-pyridine;  
 2-(1-phenyl-1H-pyrazol-4-yl)-benzooxazole;  
 2-(1-naphthalen-2-yl-1H-pyrazol-4-yl)-pyridine;  
 2-[1-(5,6,7,8-tetrahydro-naphthalen-1-yl)-1H-pyrazol-4-yl]-benzooxazole;  
 2-[1-(3,4-dimethyl-phenyl)-1H-pyrazol-4-yl]-pyridine;  
 2-[1-(4-phenoxy-phenyl)-1H-pyrazol-4-yl]-pyridine;  
 2-[1-(3-methoxy-phenyl)-1H-pyrazol-4-yl]-pyridine;  
 2-[1-(2-benzyl-phenyl)-1H-pyrazol-4-yl]-pyridine;  
 2-[1-(3-propyl-phenyl)-1H-pyrazol-4-yl]-benzooxazole;  
 2-[1-(4-isopropoxy-phenyl)-1H-pyrazol-4-yl]-pyridine;  
 2-[1-(3-chloro-2-methyl-phenyl)-1H-pyrazol-4-yl]-4-methyl-quinoline;  
 2-[1-(3-ethyl-phenyl)-1H-pyrazol-4-yl]-pyridine;  
 2-[1-(3-tert-butyl-phenyl)-1H-pyrazol-4-yl]-benzooxazole;  
 2-[1-(3-trifluoromethoxy-phenyl)-1H-pyrazol-4-yl]-pyridine;  
 2-[1-(2,4-dimethyl-phenyl)-1H-pyrazol-4-yl]-benzooxazole;  
 2-[1-(3-bromo-phenyl)-1H-pyrazol-4-yl]-quinoxaline;  
 4-methyl-2-[1-(2-trifluoromethoxy-phenyl)-1H-pyrazol-4-yl]-quinoline;



4-[1-(3,5-dimethyl-phenyl)-1H-pyrazol-4-yl]-pyrimidine;  
 2-[1-(2-fluoro-5-trifluoromethyl-phenyl)-1H-pyrazol-4-yl]-pyridine;  
 2-[1-(3-tert-butyl-phenyl)-1H-pyrazol-4-yl]-pyridine;  
 2-[1-(5-bromo-2-methyl-phenyl)-1H-pyrazol-4-yl]-benzoxazole;  
 2-[1-(4-chloro-3-methyl-phenyl)-1H-pyrazol-4-yl]-benzoxazole;  
 2-[1-(4-chloro-naphthalen-1-yl)-1H-pyrazol-4-yl]-pyridine;  
 3-fluoro-5-(3-methyl-1'*H*-1,4'-bipyrazol-1'-yl)benzotrile;  
 3-(1'*H*-1,4'-bipyrazol-1'-yl)-5-fluorobenzotrile;  
 2-[1-(2,3,5-trifluorophenyl)-1*H*-pyrazol-3-yl]pyridine;  
 2-{1-[3-fluoro-5-(pyridin-3-yloxy)phenyl]-1*H*-pyrazol-3-yl}pyridinium;  
 2-{1-[3-cyano-5-(pyridin-3-yloxy)phenyl]-1*H*-pyrazol-3-yl}pyridinium;  
 3-(3-pyridin-2-yl-1*H*-pyrazol-1-yl)-5-(trifluoromethyl)benzotrile;  
 2-[1-(3-chloro-5-fluorophenyl)-1*H*-pyrazol-3-yl]pyridine;  
 2-{1-[3-chloro-5-(pyridin-3-yloxy)phenyl]-1*H*-pyrazol-3-yl}pyridine;  
 3-chloro-5-(3-pyridin-2-yl-1*H*-pyrazol-1-yl)benzotrile;  
 3-chloro-5-[3-chloro-5-(3-pyridin-2-yl-1*H*-pyrazol-1-yl)phenoxy]pyridine;  
 3-[(5-chloropyridin-3-yl)oxy]-5-(3-pyridin-2-yl-1*H*-pyrazol-1-yl)benzotrile;  
 5-chloro-2-(3-pyridin-2-yl-1*H*-pyrazol-1-yl)pyridine;  
 2-(3-pyridin-2-yl-1*H*-pyrazol-1-yl)isonicotinotrile;  
 2-[1-(3,5-dibromophenyl)-1*H*-pyrazol-3-yl]pyridine;  
 3-bromo-5-(3-pyridin-2-yl-1*H*-pyrazol-1-yl)benzotrile;  
 2-{4-[3-fluoro-5-(pyridin-3-yloxy)phenyl]-1*H*-pyrazol-1-yl}pyridine;  
 2-[1-(5-chloro-2-fluorophenyl)-1*H*-pyrazol-3-yl]pyridine;  
 2-[1-(3-bromo-5-fluorophenyl)-1*H*-pyrazol-3-yl]pyridine;  
 3-[(3-pyridin-2-yl-1*H*-pyrazol-1-yl)methyl]benzotrile;  
 2-[1-(pyridin-2-ylmethyl)-1*H*-pyrazol-3-yl]pyridine;  
 2-[1-(2,4-difluorophenyl)-1*H*-pyrazol-3-yl]pyridine;  
 3-[4-(6-methylpyridin-2-yl)-1*H*-pyrazol-1-yl]benzotrile;  
 4-[(4-pyridin-2-yl-1*H*-pyrazol-1-yl)methyl]benzotrile;  
 3-[(4-pyridin-2-yl-1*H*-pyrazol-1-yl)methyl]benzotrile;  
 6-(4-pyridin-2-yl-1*H*-pyrazol-1-yl)nicotinotrile;  
 2-[(4-pyridin-2-yl-1*H*-pyrazol-1-yl)methyl]benzotrile;  
 2-[1-(3,5-Bis-trifluoromethyl-phenyl)-1*H*-pyrazol-3-yl]-pyridine;  
 2-[4-(4-fluorophenyl)-1*H*-pyrazol-1-yl]pyridine;

4-(1-pyridin-2-yl-1H-pyrazol-4-yl)benzotrile;  
 2-{4-[3-(trifluoromethyl)phenyl]-1H-pyrazol-1-yl}pyridine;  
 2-{4-[4-(trifluoromethyl)phenyl]-1H-pyrazol-1-yl}pyridine;  
 3-(1-pyridin-2-yl-1H-pyrazol-4-yl)quinoline;  
 2-[4-(3-fluorophenyl)-1H-pyrazol-1-yl]pyridine;  
 2-[4-(3,5-dichlorophenyl)-1H-pyrazol-1-yl]pyridine;  
 2-[4-(3,5-difluorophenyl)-1H-pyrazol-1-yl]pyridine;  
 2-[1-(3,5-dimethyl-phenyl)-1H-pyrazol-4-yl]-benzooxazole;  
 1-methyl-3-[4-(4-pyrimidin-4-yl-pyrazol-1-yl)-phenyl]-imidazolidin-2-one;  
 2-[1-(3-bromo-4-methyl-phenyl)-1H-pyrazol-4-yl]-benzooxazole;  
 2-[1-(3-trifluoromethoxy-phenyl)-1H-pyrazol-4-yl]-quinoxaline;  
 2-[1-(4-cyclohexyl-phenyl)-1H-pyrazol-4-yl]-quinoline;  
 2-[1-(2,6-dimethyl-phenyl)-1H-pyrazol-4-yl]-4-methyl-quinoline;  
 2-(1-p-tolyl-1H-pyrazol-4-yl)-quinoxaline;  
 2-[1-(2-bromo-phenyl)-1H-pyrazol-4-yl]-quinoxaline;  
 2-[1-(3-bromo-4-methylphenyl)-1H-pyrazol-4-yl]pyridine;  
 2-[1-(2-trifluoromethyl-phenyl)-1H-pyrazol-4-yl]-quinoxaline;  
 4-[1-(4-isopropyl-phenyl)-1H-pyrazol-4-yl]-pyrimidine;  
 2-[1-(4-cyclohexyl-phenyl)-1H-pyrazol-4-yl]-quinoxaline;  
 2-[1-(2,6-dimethyl-phenyl)-1H-pyrazol-4-yl]-quinoxaline;  
 2-[1-(3,5-dimethyl-phenyl)-1H-pyrazol-4-yl]-4-methyl-quinoline;  
 4-[1-(3-tert-butyl-phenyl)-1H-pyrazol-4-yl]-pyrimidine;  
 2-[1-(3-trifluoromethoxy-phenyl)-1H-pyrazol-4-yl]-benzooxazole;  
 2-(4-pyrimidin-4-yl-pyrazol-1-yl)-quinoline;  
 2-(1-indan-5-yl-1H-pyrazol-4-yl)-quinoxaline;  
 2-[1-(2-fluoro-4-methyl-phenyl)-1H-pyrazol-4-yl]-quinoxaline;  
 2-[1-(3-trifluoromethoxy-phenyl)-1H-pyrazol-4-yl]-quinoline;  
 2-(4-pyridin-2-yl-pyrazol-1-yl)-benzooxazole;  
 dimethyl-carbamic acid 4-(4-quinoxalin-2-yl-pyrazol-1-yl)-phenyl ester;  
 2-[1-(2,3-dimethyl-phenyl)-1H-pyrazol-4-yl]-quinoxaline;  
 4-[1-(3-bromo-2-methyl-phenyl)-1H-pyrazol-4-yl]-pyrimidine;  
 2-[1-(2-isopropyl-phenyl)-1H-pyrazol-4-yl]-benzooxazole;  
 4-[1-(5,6,7,8-tetrahydro-naphthalen-1-yl)-1H-pyrazol-4-yl]-pyrimidine;  
 2-[1-(3-chloro-phenyl)-1H-pyrazol-4-yl]-quinoxaline;  
 2-[1-(2-chloro-phenyl)-1H-pyrazol-4-yl]-quinoxaline;

2-[1-(2-isopropyl-phenyl)-1H-pyrazol-4-yl]-quinoline;  
 2-[1-(4-chloro-naphthalen-1-yl)-1H-pyrazol-4-yl]-quinoxaline;  
 2-[1-(2-fluoro-4-methyl-phenyl)-1H-pyrazol-4-yl]-quinoline;  
 1-methyl-3-{4-[4-(4-methyl-quinolin-2-yl)-pyrazol-1-yl]-phenyl}-  
 imidazolidin-2-one;  
 4-[1-(4-cyclohexyl-phenyl)-1H-pyrazol-4-yl]-pyrimidine;  
 2-[1-(2-fluoro-5-trifluoromethyl-phenyl)-1H-pyrazol-4-yl]-4-methyl-  
 quinoline;  
 2,2-dimethyl-propionic acid 4-(4-benzooxazol-2-yl-pyrazol-1-yl)-phenyl  
 ester;  
 2,2-dimethyl-propionic acid 4-(4-quinoxalin-2-yl-pyrazol-1-yl)-phenyl  
 ester;  
 2-[1-(3-nitro-phenyl)-1H-pyrazol-4-yl]-quinoxaline;  
 4-methyl-2-(1-naphthalen-2-yl-1H-pyrazol-4-yl)-quinoline;  
 2-[1-(4-bromo-3-methyl-phenyl)-1H-pyrazol-4-yl]-pyridine;  
 4-[1-(4-phenoxy-phenyl)-1H-pyrazol-4-yl]-pyrimidine;  
 2-[1-(2-fluoro-phenyl)-1H-pyrazol-4-yl]-quinoxaline;  
 2-[1-(4-propyl-phenyl)-1H-pyrazol-4-yl]-benzoxazole;  
 2-[1-(4-sec-butyl-phenyl)-1H-pyrazol-4-yl]-pyridine;  
 2-[1-(2-fluoro-4-methyl-phenyl)-1H-pyrazol-4-yl]-benzooxazole;  
 2-[1-(2-fluoro-4-methyl-phenyl)-1H-pyrazol-4-yl]-4-methyl-quinoline;  
 2-[1-(3-tert-butyl-phenyl)-1H-pyrazol-4-yl]-4-methyl-quinoline;  
 2-[1-(2-benzyloxy-phenyl)-1H-pyrazol-4-yl]-quinoxaline;  
 3-(4-quinoxalin-2-yl-pyrazol-1-yl)-benzoic acid ethyl ester;  
 4-[1-(2-isopropyl-phenyl)-1H-pyrazol-4-yl]-pyrimidine;  
 4-[1-(3-trifluoromethoxy-phenyl)-1H-pyrazol-4-yl]-pyrimidine;  
 2-[1-(4-fluoro-3-trifluoromethyl-phenyl)-1H-pyrazol-4-yl]-4-methyl-  
 quinoline;  
 2,2-dimethyl-propionic acid 4-(4-quinolin-2-yl-pyrazol-1-yl)-phenyl ester;  
 3-(4-benzooxazol-2-yl-pyrazol-1-yl)-4-methyl-benzoic acid ethyl ester;  
 2-[1-(3,5-dimethyl-phenyl)-1H-pyrazol-4-yl]-quinoxaline;  
 2-[1-(2-propyl-phenyl)-1H-pyrazol-4-yl]-quinoline;  
 2-[1-(4-propyl-phenyl)-1H-pyrazol-4-yl]-pyridine;  
 4-methyl-2-[1-(2-propyl-phenyl)-1H-pyrazol-4-yl]-quinoline;  
 2-[1-(2-sec-butyl-phenyl)-1H-pyrazol-4-yl]-quinoline;

2-[1-(4-sec-butyl-phenyl)-1H-pyrazol-4-yl]-4-methyl-quinoline;  
 2-[1-(4-cyclohexyl-phenyl)-1H-pyrazol-4-yl]-pyridine;  
 2-[1-(2-trifluoromethoxy-phenyl)-1H-pyrazol-4-yl]-benzooxazole;  
 2-[1-(2-trifluoromethoxy-phenyl)-1H-pyrazol-4-yl]-quinoline;  
 4-methyl-2-[1-(5,6,7,8-tetrahydro-naphthalen-1-yl)-1H-pyrazol-4-yl]-  
 quinoline;  
 2-[1-(4-chloro-3-methyl-phenyl)-1H-pyrazol-4-yl]-quinoxaline;  
 2-[1-(4-sec-butyl-phenyl)-1H-pyrazol-4-yl]-quinoxaline;  
 2-[1-(5,6,7,8-tetrahydro-naphthalen-1-yl)-1H-pyrazol-4-yl]-pyridine;  
 2-[1-(5,6,7,8-tetrahydro-naphthalen-1-yl)-1H-pyrazol-4-yl]-quinoxaline;  
 4-[1-(4-chloro-3-methyl-phenyl)-1H-pyrazol-4-yl]-pyrimidine;  
 2-[1-(4-chloro-naphthalen-1-yl)-1H-pyrazol-4-yl]-4-methyl-quinoline;  
 2-[1-(3-tert-butyl-phenyl)-1H-pyrazol-4-yl]-quinoxaline;  
 2-[1-(2-fluoro-5-trifluoromethyl-phenyl)-1H-pyrazol-4-yl]-benzooxazole;  
 2-[1-(2,5-dichloro-phenyl)-1H-pyrazol-4-yl]-quinoxaline;  
 2-[1-(3-benzyloxy-phenyl)-1H-pyrazol-4-yl]-4-methyl-quinoline;  
 4-(1-naphthalen-2-yl-1H-pyrazol-4-yl)-pyrimidine;  
 4-[1-(3-bromo-4-methyl-phenyl)-1H-pyrazol-4-yl]-pyrimidine;  
 4-[1-(2-propyl-phenyl)-1H-pyrazol-4-yl]-pyrimidine;  
 2-[1-(3-chloro-2-methyl-phenyl)-1H-pyrazol-4-yl]-quinoxaline;  
 2-[1-(4-chloro-naphthalen-1-yl)-1H-pyrazol-4-yl]-benzooxazole;  
 1-{4-[4-(4-methyl-quinolin-2-yl)-pyrazol-1-yl]-phenyl}-imidazolidin-2-  
 one;  
 2,2-dimethyl-propionic acid 4-(4-pyridin-2-yl-pyrazol-1-yl)-phenyl ester;  
 2,2-dimethyl-propionic acid 4-(4-pyrimidin-4-yl-pyrazol-1-yl)-phenyl  
 ester;  
 2-[1-(2,6-dimethyl-phenyl)-1H-pyrazol-4-yl]-benzooxazole;  
 2-[1-(3,4-dimethyl-phenyl)-1H-pyrazol-4-yl]-quinoxaline;  
 4-[1-(5-bromo-2-methyl-phenyl)-1H-pyrazol-4-yl]-pyrimidine;  
 2-[1-(2-sec-butyl-phenyl)-1H-pyrazol-4-yl]-benzooxazole;  
 4-[1-(2-fluoro-5-trifluoromethyl-phenyl)-1H-pyrazol-4-yl]-pyrimidine;  
 2-(4-benzooxazol-2-yl-pyrazol-1-yl)benzooxazole;  
 2-(1-benzooxazol-2-yl-1H-pyrazol-4-yl)-4-methyl-quinoline;  
 2-[1-(3-benzyloxy-phenyl)-1H-pyrazol-4-yl]-quinoxaline;  
 2-(1-quinolin-6-yl-1H-pyrazol-4-yl)-quinoxaline;

2-[1-(5-isopropyl-2-methyl-phenyl)-1H-pyrazol-4-yl]-quinoxaline;  
 2-[1-(2,5-dimethyl-phenyl)-1H-pyrazol-4-yl]-quinoxaline;  
 2-[1-(3-bromo-4-methyl-phenyl)-1H-pyrazol-4-yl]-4-methyl-quinoline;  
 2-[1-(2-propyl-phenyl)-1H-pyrazol-4-yl]-pyridine;  
 2-[1-(3-tert-butyl-phenyl)-1H-pyrazol-4-yl]-quinoline;  
 2-[1-(5,6,7,8-tetrahydro-naphthalen-1-yl)-1H-pyrazol-4-yl]-quinoline;  
 dimethyl-carbamic acid 4-(4-pyridin-2-yl-pyrazol-1-yl)-phenyl ester;  
 2-[1-(5-bromo-2-methyl-phenyl)-1H-pyrazol-4-yl]-quinoxaline;  
 2-[1-(2H-indazol-5-yl)-1H-pyrazol-4-yl]-quinoxaline;  
 2-(1-naphthalen-2-yl-1H-pyrazol-4-yl)-benzooxazole;  
 4-[1-(4-bromo-3-methyl-phenyl)-1H-pyrazol-4-yl]-pyrimidine;  
 2-[1-(3-ethyl-phenyl)-1H-pyrazol-4-yl]-4-methyl-quinoline;  
 2-[1-(4-cyclohexyl-phenyl)-1H-pyrazol-4-yl]-4-methyl-quinoline;  
 2-[1-(2-trifluoromethoxy-phenyl)-1H-pyrazol-4-yl]-quinoxaline;  
 4-methyl-2-[1-(4-phenoxy-phenyl)-1H-pyrazol-4-yl]-quinoline;  
 2-(4-pyrimidin-4-yl-pyrazol-1-yl)-benzooxazole;  
 2-[1-(2-benzyl-phenyl)-1H-pyrazol-4-yl]-quinoxaline;  
 2-(1-o-tolyl-1H-pyrazol-4-yl)-quinoxaline;  
 3-(4-pyrimidin-4-yl-pyrazol-1-yl)-benzoic acid ethyl ester;  
 2-{1-[2-(3H-imidazol-4-yl)-ethyl]-1H-pyrazol-4-yl}-pyridine;  
 dimethyl-carbamic acid 4-(4-quinolin-2-yl-pyrazol-1-yl)-phenyl ester;  
 2-[1-(4-methoxy-phenyl)-1H-pyrazol-4-yl]-quinoxaline;  
 2-[1-(2-nitro-phenyl)-1H-pyrazol-4-yl]-quinoxaline;  
 4-methyl-3-(4-quinolin-2-yl-pyrazol-1-yl)-benzoic acid ethyl ester;  
 2-[1-(3-chloro-2-methyl-phenyl)-1H-pyrazol-4-yl]-quinoline;  
 4-[1-(2-fluoro-4-methyl-phenyl)-1H-pyrazol-4-yl]-pyrimidine;  
 2-[1-(3,5-bis-trifluoromethyl-phenyl)-1H-pyrazol-4-yl]-quinoxaline;  
 2-(1-phenyl-1H-pyrazol-4-yl)-quinoxaline;  
 2-[1-(3-benzyloxy-phenyl)-1H-pyrazol-4-yl]-benzooxazole;  
 2-[1-(2-propyl-phenyl)-1H-pyrazol-4-yl]-quinoxaline;  
 4-[1-(2-sec-butyl-phenyl)-1H-pyrazol-4-yl]-pyrimidine;  
 4-[1-(4-sec-butyl-phenyl)-1H-pyrazol-4-yl]-pyrimidine;  
 2-[1-(4-sec-butyl-phenyl)-1H-pyrazol-4-yl]-quinoline;  
 2-[1-(2-trifluoromethoxy-phenyl)-1H-pyrazol-4-yl]-pyridine;  
 2-[1-(4-phenoxy-phenyl)-1H-pyrazol-4-yl]-quinoxaline;

2-[1-(3-methoxy-phenyl)-1H-pyrazol-4-yl]-quinoxaline;  
 4-[1-(2-trifluoromethyl-phenyl)-1H-pyrazol-4-yl]-pyrimidine;  
 3-(4-benzooxazol-2-yl-pyrazol-1-yl)-benzoic acid ethyl ester;  
 2-[1-(4-sec-butyl-phenyl)-1H-pyrazol-4-yl]-benzooxazole;  
 4-[1-(4-chloro-naphthalen-1-yl)-1H-pyrazol-4-yl]-pyrimidine;  
 2,2-dimethyl-propionic acid 4-[4-(4-methyl-quinolin-2-yl)-pyrazol-1-yl]-  
 phenyl ester;  
 2-[1-(2,6-dimethyl-phenyl)-1H-pyrazol-4-yl]-pyridine;  
 2-[1-(2,4-dimethyl-phenyl)-1H-pyrazol-4-yl]-quinoxaline;  
 2-[1-(1H-indazol-6-yl)-1H-pyrazol-4-yl]-quinoxaline;  
 2-[1-(2-isopropyl-phenyl)-1H-pyrazol-4-yl]-4-methyl-quinoline;  
 2-[1-(2-methoxy-5-methyl-phenyl)-1H-pyrazol-4-yl]-quinoxaline;  
 N-[4-(4-quinoxalin-2-yl-pyrazol-1-yl)-phenyl]-acetamide;  
 2-[1-(3-bromo-2-methyl-phenyl)-1H-pyrazol-4-yl]-4-methyl-quinoline;  
 2-[1-(4-propyl-phenyl)-1H-pyrazol-4-yl]-quinoline;  
 4-[1-(2,6-dimethyl-phenyl)-1H-pyrazol-4-yl]-pyrimidine;  
 2-[1-(2,6-dimethyl-phenyl)-1H-pyrazol-4-yl]-quinoline;  
 N-[3-(4-quinoxalin-2-yl-pyrazol-1-yl)-phenyl]-acetamide;  
 4-methyl-3-(4-quinoxalin-2-yl-pyrazol-1-yl)-benzoic acid ethyl ester;  
 6-(4-pyridin-2-yl-pyrazol-1-yl)-quinoline;  
 2-[1-(3,5-dimethyl-phenyl)-1H-pyrazol-4-yl]-quinoline;  
 2-[1-(2-fluoro-4-methyl-phenyl)-1H-pyrazol-4-yl]-pyridine;  
 2-[1-(3-bromo-2-methyl-phenyl)-1H-pyrazol-4-yl]-pyridine;  
 4-[1-(2-trifluoromethoxy-phenyl)-1H-pyrazol-4-yl]-pyrimidine;  
 dimethyl-carbamic acid 4-(4-benzooxazol-2-yl-pyrazol-1-yl)-phenyl ester;  
 2-[1-(3-phenoxy-phenyl)-1H-pyrazol-4-yl]-quinoxaline;  
 2-[1-(4-phenoxy-phenyl)-1H-pyrazol-4-yl]-benzooxazole;  
 4-methyl-2-[1-(3-trifluoromethoxy-phenyl)-1H-pyrazol-4-yl]-quinoline;  
 2-[1-(4-chloro-3-methyl-phenyl)-1H-pyrazol-4-yl]-4-methyl-quinoline;  
 2-[1-(4-benzyl-phenyl)-1H-pyrazol-4-yl]-quinoxaline;  
 1-methyl-3-[4-(4-quinolin-2-yl-pyrazol-1-yl)-phenyl]-imidazolidin-2-one;  
 1-methyl-3-[4-(4-quinoxalin-2-yl-pyrazol-1-yl)-phenyl]-imidazolidin-2-  
 one;  
 2-[1-(4-tert-butyl-benzyl)-1H-pyrazol-4-yl]-benzooxazole;  
 2-[1-(3-trifluoromethyl-benzyl)-1H-pyrazol-4-yl]-benzooxazole;

2-[1-(2,4-dichloro-benzyl)-1H-pyrazol-4-yl]-benzooxazole;  
 2-[1-(4-methanesulfonyl-benzyl)-1H-pyrazol-4-yl]-benzooxazole;  
 2-[1-(2,4-dichloro-phenyl)-1H-pyrazol-4-yl]-benzooxazole;  
 dimethyl-carbamic acid 4-[4-(4-methyl-quinolin-2-yl)-pyrazol-1-yl]-phenyl  
 ester;  
 2-(1-pyridin-2-yl-1H-pyrazol-4-yl)-benzooxazole;  
 2-[1-(4-bromo-3-chlorophenyl)-1H-pyrazol-3-yl]pyridine;  
 4-(3-pyridin-2-yl-1H-pyrazol-1-yl)benzoic acid;  
 2-{1-[3-(pyridin-4-yloxy)phenyl]-1H-pyrazol-3-yl}pyridine;  
 2-[1-(3-chloro-2-fluorophenyl)-1H-pyrazol-3-yl]pyridine;  
 2-(3-pyridin-2-yl-1H-pyrazol-1-yl)-5-(trifluoromethyl)pyridine;  
 2-(1-phenyl-1H-pyrazol-3-yl)pyridine;  
 3-(3-pyridin-2-yl-1H-pyrazol-1-yl)benzoic acid;  
 2-{1-[3-fluoro-5-(pyridin-4-ylthio)phenyl]-1H-pyrazol-3-yl}pyridine; and  
 2-{1-[(4-methylphenyl)sulfonyl]-1H-pyrazol-3-yl}pyridine;  
 or a pharmaceutically acceptable salt thereof.

2. A pharmaceutical composition comprising:  
 the compound of claim 1, or a pharmaceutically acceptable salt thereof; and  
 a pharmaceutically acceptable carrier.
3. A pharmaceutical composition for treatment or prevention of pain  
 comprising: a therapeutically effective amount of the compound of claim 1, or a  
 pharmaceutically acceptable salt thereof; and a pharmaceutically acceptable  
 carrier.
4. A pharmaceutical composition for treatment or prevention of a pain  
 disorder wherein said pain disorder is acute pain, persistent pain, chronic pain,  
 inflammatory pain, or neuropathic pain, comprising: a therapeutically effective  
 amount of the compound of claim 1, or a pharmaceutically acceptable salt thereof;  
 and a pharmaceutically acceptable carrier.
5. A pharmaceutical composition for treatment or prevention of anxiety,  
 depression, bipolar disorder, psychosis, drug withdrawal, tobacco withdrawal,  
 memory loss, cognitive impairment, dementia, Alzheimer's disease, schizophrenia  
 or panic, comprising: a therapeutically effective amount of the compound of

claim 1, or a pharmaceutically acceptable salt thereof; and a pharmaceutically acceptable carrier.

6. A pharmaceutical composition for treatment or prevention of cognitive dysfunction, comprising: a therapeutically effective amount of the compound of claim 1, or a pharmaceutically acceptable salt thereof; and a pharmaceutically acceptable carrier.

7. A compound of claim 1 or a pharmaceutically acceptable salt thereof, for use in treatment or prevention of pain.

8. A compound of claim 1 or a pharmaceutically acceptable salt thereof, for use in treatment or prevention of a pain disorder wherein said pain disorder is acute pain, persistent pain, chronic pain, inflammatory pain, or neuropathic pain.

9. A compound of claim 1 or a pharmaceutically acceptable salt thereof, for use in treatment or prevention of anxiety, depression, bipolar disorder, psychosis, drug withdrawal, tobacco withdrawal, memory loss, cognitive impairment, dementia, Alzheimer's disease, schizophrenia or panic.

10. A compound of claim 1 or a pharmaceutically acceptable salt thereof, for use in treatment or prevention of cognitive dysfunction.

11. Use of a compound of claim 1 or a pharmaceutically acceptable salt thereof, in the manufacture of a medicament for treatment or prevention of pain.

12. Use of a compound of claim 1 or a pharmaceutically acceptable salt thereof, in the manufacture of a medicament for treatment or prevention of a pain disorder wherein said pain disorder is acute pain, persistent pain, chronic pain, inflammatory pain, or neuropathic pain.

13. Use of a compound of claim 1 or a pharmaceutically acceptable salt thereof, in the manufacture of a medicament for treatment or prevention of anxiety, depression, bipolar disorder, psychosis, drug withdrawal, tobacco withdrawal, memory loss, cognitive impairment, dementia, Alzheimer's disease, schizophrenia or panic.



14. Use of a compound of claim 1 or a pharmaceutically acceptable salt thereof, in the manufacture of a medicament for treatment or prevention of cognitive dysfunction.

