



US00D594468S

(12) **United States Design Patent**  
**Bamford et al.**

(10) **Patent No.:** **US D594,468 S**

(45) **Date of Patent:** **\*\* Jun. 16, 2009**

(54) **MENU DESIGN FOR A PORTABLE DEVICE DISPLAY SCREEN**

(75) Inventors: **Drew Bamford**, Tao-Yuan (TW); **Foo Hoang**, Tao-Yuan (TW); **Mario Garcia**, Tao-Yuan (TW)

(73) Assignee: **HTC Corporation**, Taoyuan, Taoyuan County (TW)

(\*\*) Term: **14 Years**

(21) Appl. No.: **29/299,386**

(22) Filed: **Dec. 26, 2007**

(51) **LOC (9) Cl.** ..... **32-00**

(52) **U.S. Cl.** ..... **D14/488**

(58) **Field of Classification Search** ..... D14/485-495;  
715/700-705, 716, 727, 730, 748, 750, 751,  
715/760-762, 775-781, 786, 787, 808-810,  
715/832-846, 863-867, 973-977  
See application file for complete search history.

(56) **References Cited**

**U.S. PATENT DOCUMENTS**

- 5,615,367 A \* 3/1997 Bennett et al. .... 715/700
- D450,711 S \* 11/2001 Istvan et al. .... D14/486
- D453,767 S \* 2/2002 Istvan et al. .... D14/486
- D453,936 S \* 2/2002 Istvan et al. .... D14/486
- D454,356 S \* 3/2002 Hoxie et al. .... D14/488
- 6,512,530 B1 \* 1/2003 Rzepkowski et al. .... 715/833

- 6,559,867 B1 \* 5/2003 Kotick et al. .... 715/771
- D475,719 S \* 6/2003 Horie ..... D14/488
- D517,087 S \* 3/2006 Sands ..... D14/488
- 7,076,738 B2 \* 7/2006 Baker et al. .... 715/763
- 7,107,540 B1 \* 9/2006 Carroll ..... 715/747
- D570,363 S \* 6/2008 Ulm et al. .... D14/487
- 7,432,928 B2 \* 10/2008 Shaw et al. .... 345/473
- 2005/0210410 A1 \* 9/2005 Ohwa et al. .... 715/821

\* cited by examiner

*Primary Examiner*—Cathron C Brooks

*Assistant Examiner*—Deanna Fluegeman

(74) *Attorney, Agent, or Firm*—Winston Hsu

(57) **CLAIM**

The ornamental design for a menu design for a portable device display screen, as shown and described.

**DESCRIPTION**

FIG. 1 is a front view of a menu design for a portable device display screen showing a new design;

FIG. 2 is a front view of a second embodiment thereof;



FIG. 3 is a front view of a third embodiment thereof;

FIG. 4 is a front view of a fourth embodiment thereof; and,

FIG. 5 is a front view of a fifth embodiment thereof.

The portion of the portable device display screen depicted in broken lines forms no part of the claimed design.

**1 Claim, 5 Drawing Sheets**



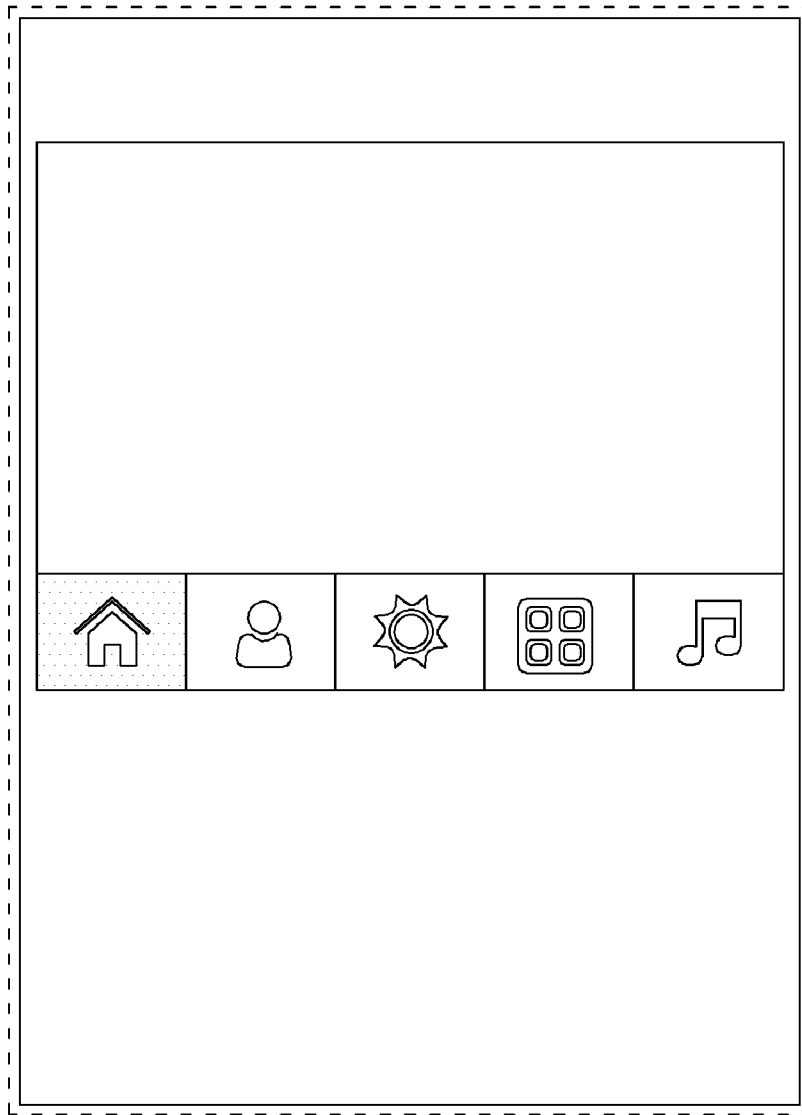


FIG. 1

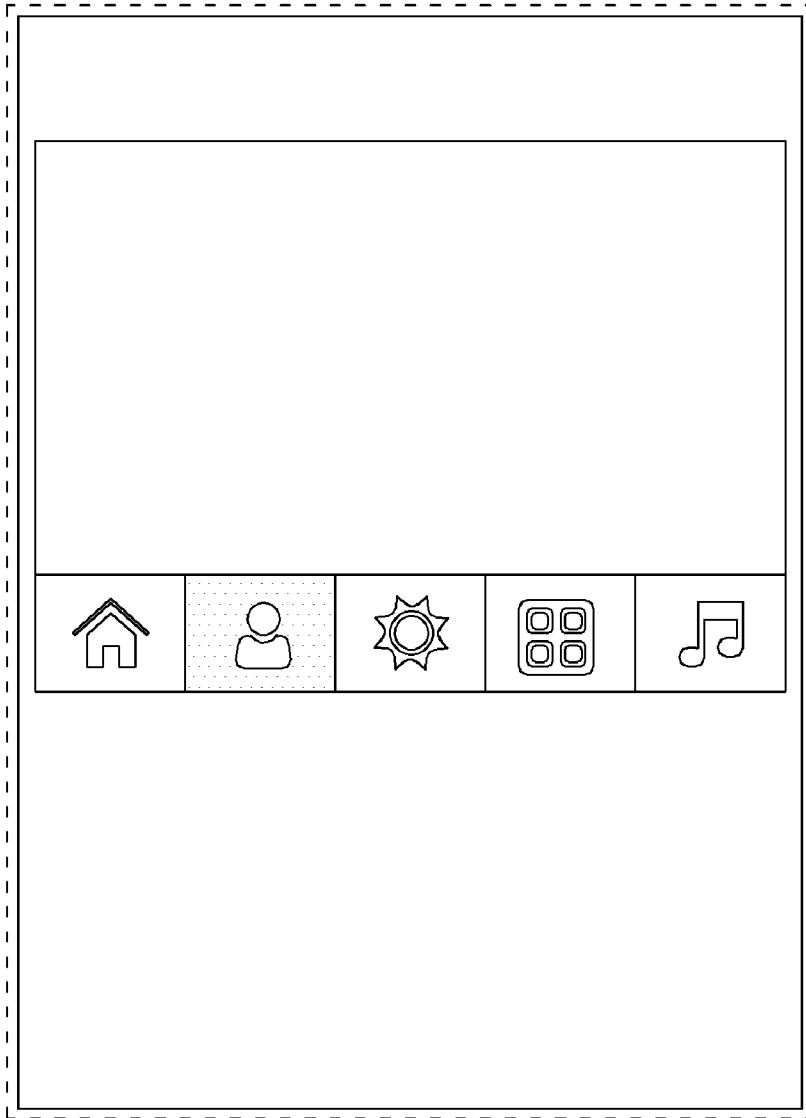


FIG. 2




FIG. 3




FIG. 4




FIG. 5