

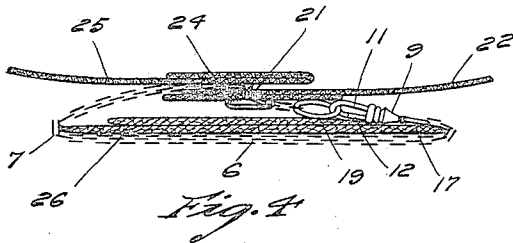
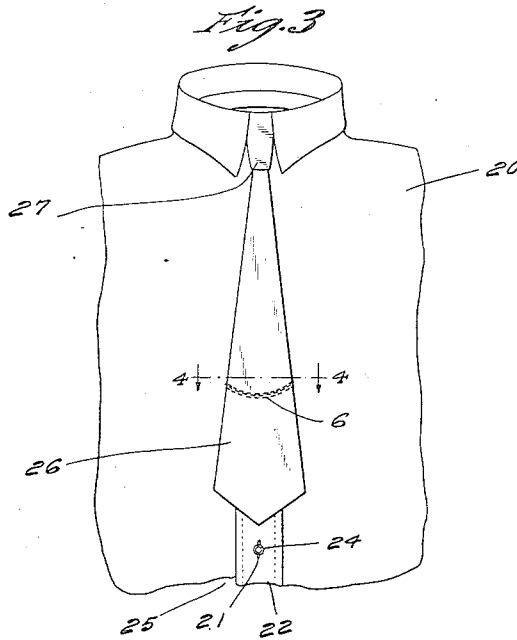
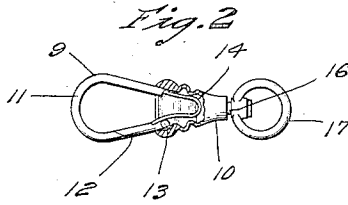

June 2, 1936.

H. D. SEEBECK

2,042,807

SCARF HOLDER

Filed April 22, 1935



Inventor
Howard D. Seebeck

By *Noratio E. Fellows*
Attorney

UNITED STATES PATENT OFFICE

2,042,807

SCARF HOLDER

Howard D. Seebeck, Chicago, Ill., assignor to
Armbrust Chain Company, Providence, R. I., a
corporation of Rhode Island

Application April 22, 1935, Serial No. 17,686

1 Claim. (Cl. 24—49)

My invention relates to holders or retainers for that type of neckwear known as cravats or, more recently, as scarfs.

The essential objects of my invention include those commonly sought in holders of this type, and in addition thereto, simplicity of construction; facility of attachment, security against accidental sliding or detachment; and avoidance of defacement, derangement or other injury to the fabric of the tie or to the adjacent clothing.

To the above ends primarily, but not exclusively, my invention consists in such parts and in such combinations of parts, and in such steps and in such successions of steps, as fall within the scope of the appended claim.

In the accompanying drawing which forms a part of this specification,

Figure 1 is a front elevation of a flexible element of my holder,

Figure 2, a longitudinal section, partially in side elevation, of the hook member,

Figure 3, a fragmentary front elevation of a shirt and scarf interengaged by my holder, and

Figure 4, a section taken on line 4—4 of Figure 3, in which section the complete holder is shown.

Similar characters of reference indicate similar parts throughout the views.

In its incomplete form or disengaged condition my holder includes a flexible body portion or length 6 comprising a series of successively interlocked links of any desired form of construction or character, in this instance of plain open links 7.

A closable swivel hook 9, as shown in Figure 2, includes a hollow tapering cup 10, a beak 11 fixed to the outer end of the latter, and having an inclined end face, an admission lever 12 pivoted at 13 to said top having an inclined end face engageable with the end face of the beak and normally held in contact with the beak by a V-spring 14 in the cup, and a swivel stem 16 in the inner end of the cup carrying a swiveled ring 17 engaging one end link of the chain length. An elongated attaching ring 19 passes loosely through the other end of the chain length.

The flexible member including its terminal attachments may be applied to a waist or shirt 20 of any common construction, having a button hole 21 of the overlapping or front marginal layer 22 thereof adapted for the reception therethrough of a cooperating button 24 attached to the rear marginal layer 25 of the shirt. The free ends 26 of a scarf 27, supported by the shirt under the collar 28 depend over one or more of the button holes.

The flexible member is interengaged with the shirt and scarf by threading the former through

the button hole 21, and passing the same loosely around the scarf ends, whereupon the ring 19 is pressed against the lever 12 of the hook 9 which yieldingly admits the ring within the beak 11, and the lever thereupon, under the influence of the spring 14, snaps back into reengagement with the tip of the beak and retains the ring locked against escape from the hook 11, thus completing the holder.

The swivel construction permits the hook to lie in substantially the plane of the ring 19, thus preventing bunching of the parts.

The engaged hook and ring may lie either behind or in front of the layer 22 or in any position relatively to the scarf ends, except, possibly, in front of said ends. While, therefore, the holder retains the desired position by passing through the button hole with the button not engaged therethrough, the holder is restrained against any accidental excessive circular movement by buttoning the hole through which the chain passes, and thus the button clamps the chain between the two layers of the shirt.

It will be noted that my holder is adapted to securely retain the scarf ends regardless of wind, or of the position of the wearer; that constituent parts of the holder are few in number. The holder consists of a single loop whereby no auxiliary bars, plates, or other carrying members are necessary.

The members 9 and 19 may be snapped together instantaneously, so that speed of application is assured, and the interlocking character of these two members insures safety against loss or theft.

The fact that the present holder is applicable to the scarf ends from a lateral direction prevents delay and the crumpling incident to tucking the ends down through a permanently endless loop.

I do not desire to be limited to the exact details of construction shown and described, for obvious modifications will occur to a person skilled in the art.

I claim:—

A scarf holder comprising a flexible body of a length approximately to encompass a scarf loosely and pass through a shirt button-hole forming a loose connection for anchoring the scarf to the shirt, a ring attached to one end of the flexible body and a hook attached to the other end of the flexible body, said ring and hook being adapted for interconnection after passage of the flexible body through the button-hole for securing it to the shirt.

HOWARD D. SEEBECK, 55