



US00D883638S

(12) **United States Design Patent**  
**Roth**

(10) **Patent No.:** **US D883,638 S**

(45) **Date of Patent:** **\*\* May 12, 2020**

- (54) **SHOE HEEL**
- (71) Applicant: **Centripetal Entertainment LLC**, Los Angeles, CA (US)
- (72) Inventor: **Jennifer Roth**, Los Angeles, CA (US)
- (73) Assignee: **Centripetal LLC**, Los Angeles, CA (US)
- (\*\*) Term: **15 Years**
- (21) Appl. No.: **29/631,562**
- (22) Filed: **Dec. 29, 2017**
- (51) **LOC (12) Cl.** ..... **02-04**
- (52) **U.S. Cl.**  
USPC ..... **D2/965; D2/898**
- (58) **Field of Classification Search**  
USPC ..... D2/896-900, 914, 915, 946, 947, D2/964-968, 976  
CPC ..... A43B 13/00; A43B 21/30; A43B 23/30; A43B 21/42; A43B 21/00; A43B 5/12  
See application file for complete search history.

- D730,634 S \* 6/2015 Stiles ..... D2/939
- D744,220 S 12/2015 Slimane
- 9,491,986 B1 11/2016 Dixon et al.
- D797,419 S \* 9/2017 Haydel ..... A43B 21/30 D2/947
- D833,127 S \* 11/2018 Menjor ..... D2/930
- 2014/0290100 A1 10/2014 Flowers
- 2014/0325879 A1 11/2014 Roccella

**FOREIGN PATENT DOCUMENTS**

EP 3 069 627 A1 9/2016

\* cited by examiner

*Primary Examiner* — Rashida C. Walshon  
(74) *Attorney, Agent, or Firm* — Davin M. Stockwell; Orrick, Herrington & Sutcliffe, LLP.

(57) **CLAIM**

The ornamental design for a shoe heel, as shown and described.

**DESCRIPTION**

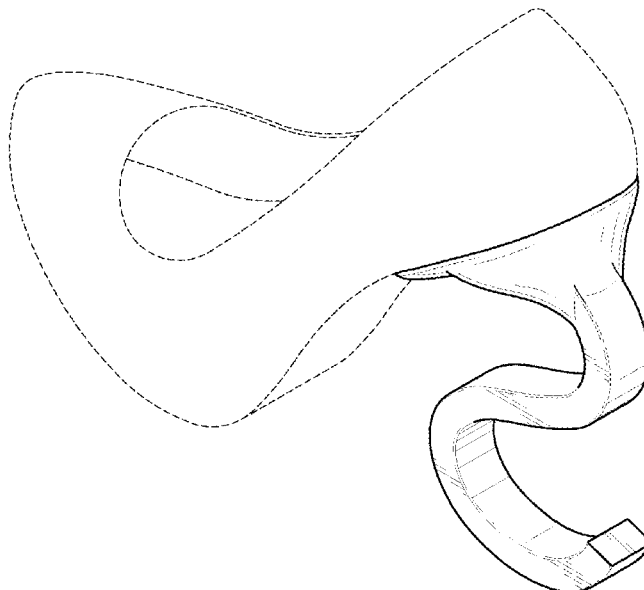
FIG. 1 is a perspective view showing the rear, top and right sides of the shoe heel in the form of the letter “S”; FIG. 2 is a front elevation view of the shoe heel in the form of the letter “S”; FIG. 3 is a rear elevation view of the shoe heel in the form of the letter “S”; FIG. 4 is a right side elevation view of the shoe heel in the form of the letter “S”, the left side elevation view being a mirror image thereof; FIG. 5 is a top plan view of the shoe heel in the form of the letter “S”; and, FIG. 6 is a bottom plan view of the shoe heel in the form of the letter “S”. The broken lines shown in the drawings represent portions of the shoe heel that form no part of the claimed design.

(56) **References Cited**

**U.S. PATENT DOCUMENTS**

- 1,609,918 A 12/1926 Perugia
- 1,718,177 A 6/1929 Nutt
- 1,857,475 A 5/1932 Quirk
- 2,093,354 A 9/1937 Grinde
- 2,321,734 A 6/1943 Clausing
- 2,399,543 A \* 4/1946 Dack ..... A43B 21/30 36/106
- 2,925,671 A 2/1960 Del Giudice et al.
- 3,216,133 A 11/1965 Houle
- 4,128,609 A 12/1978 Rawson
- D262,329 S \* 12/1981 Mazabras ..... D2/965
- D584,495 S \* 1/2009 Choi ..... D2/966
- D595,486 S \* 7/2009 Van Hulle ..... D2/898
- D690,913 S \* 10/2013 Gordon ..... D2/939

**1 Claim, 6 Drawing Sheets**



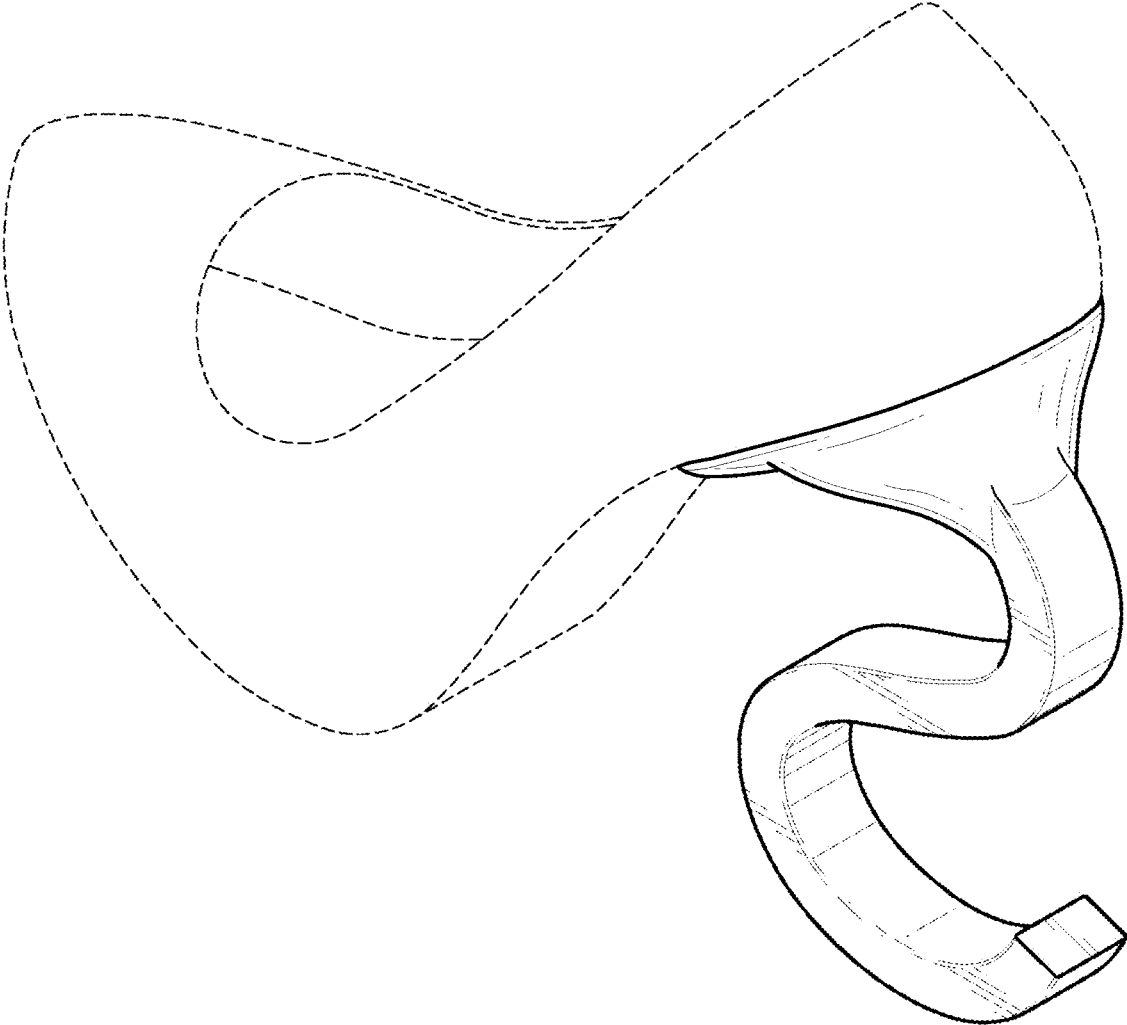


FIG. 1

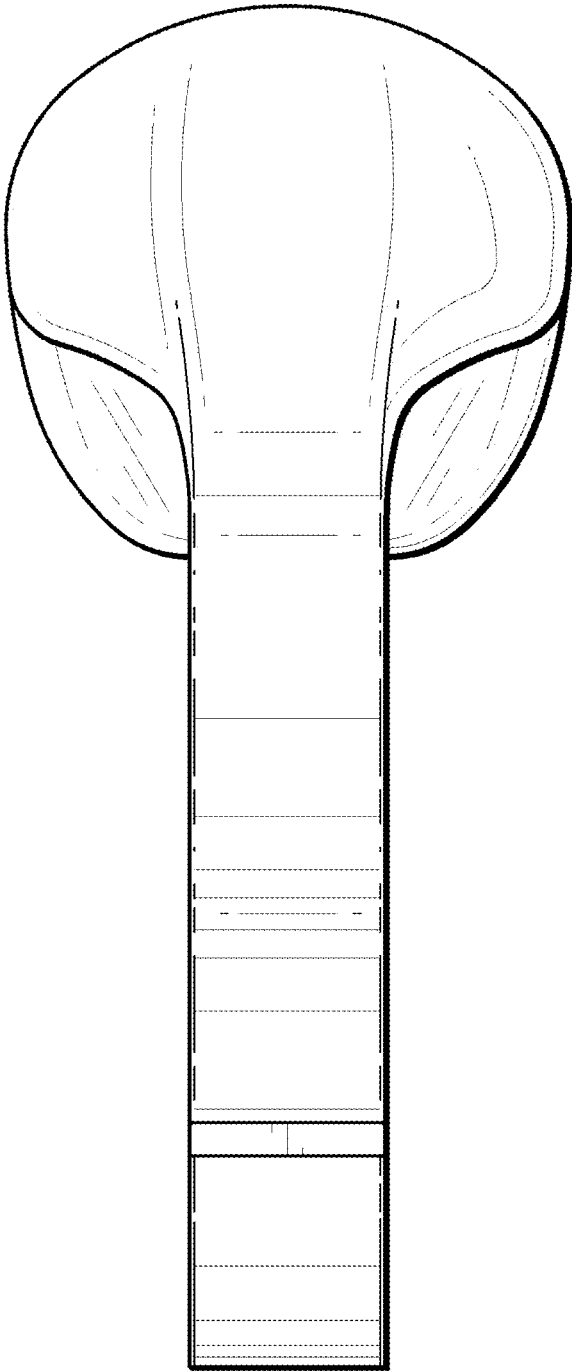


FIG. 2

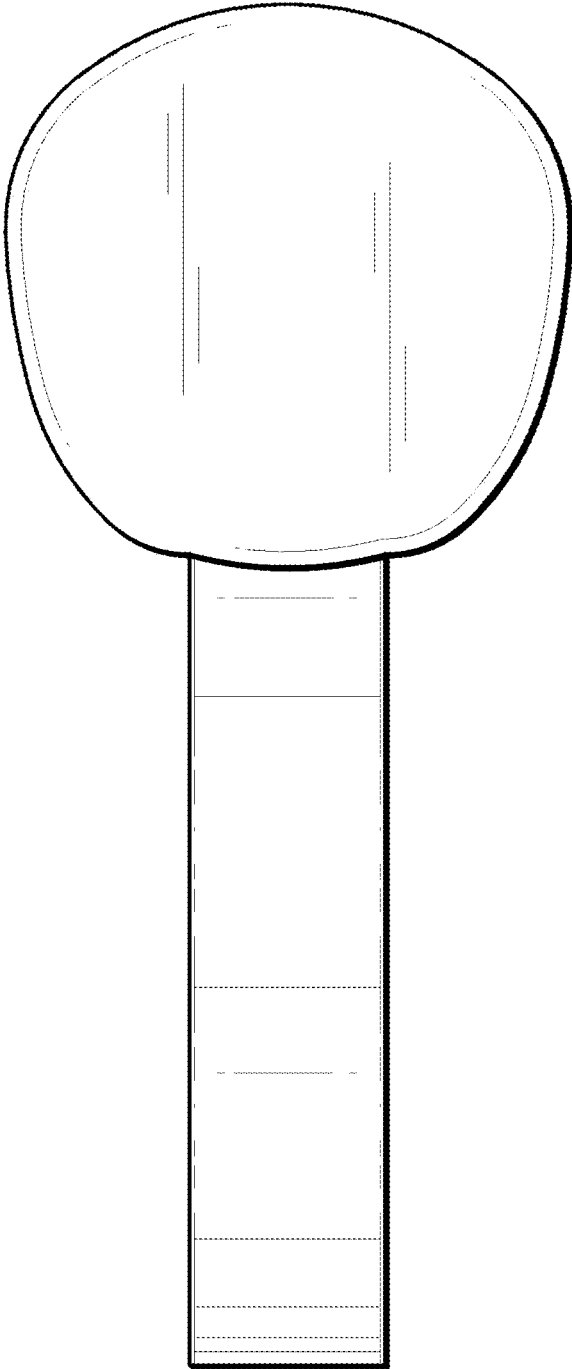


FIG. 3

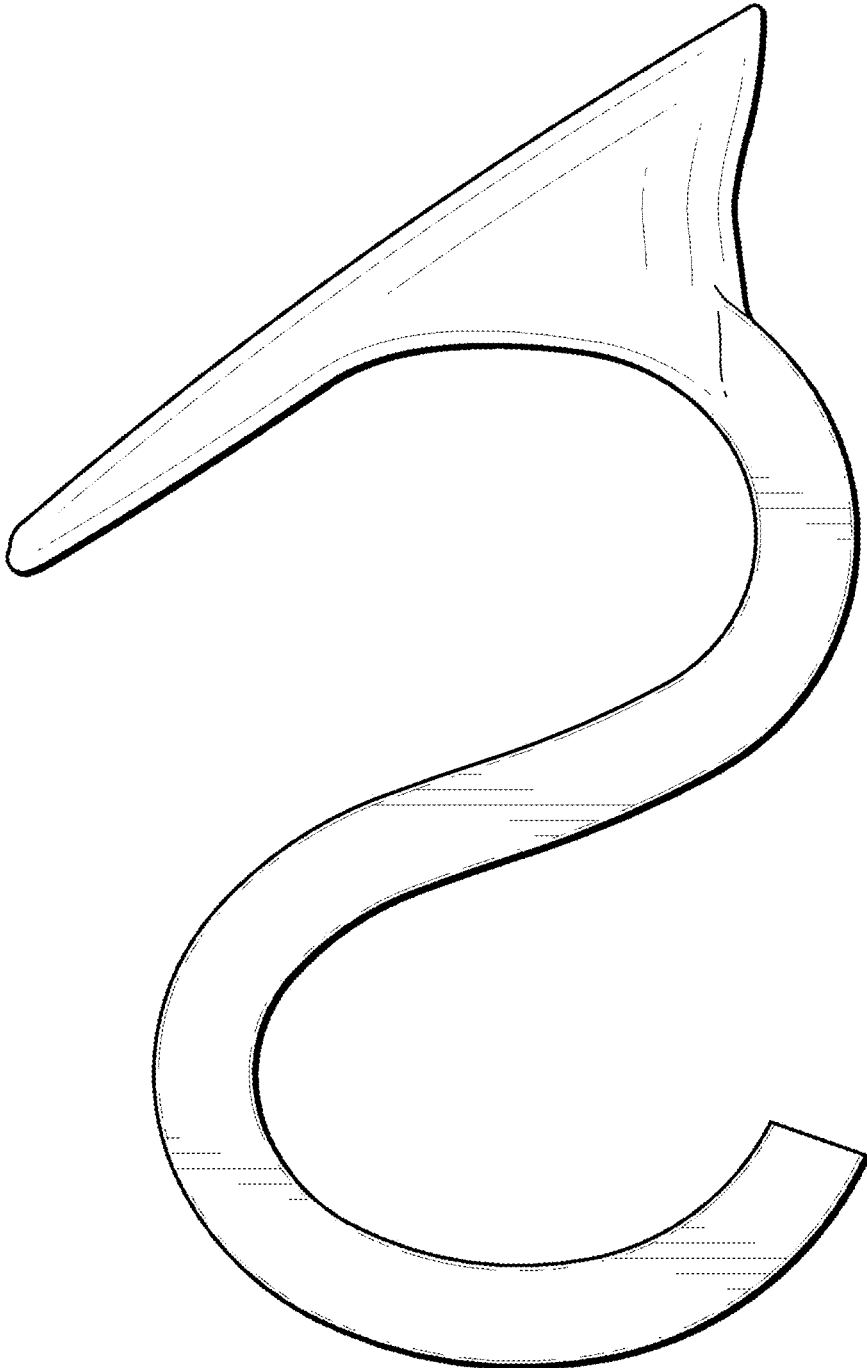


FIG. 4




FIG. 5

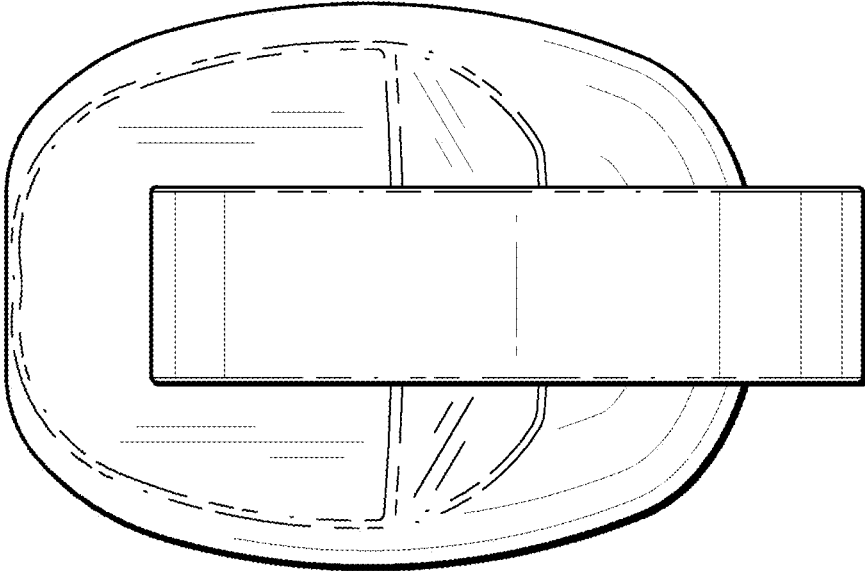


FIG. 6