



US00D421249S

# United States Patent [19]

[11] Patent Number: **Des. 421,249**

Rooyakkers et al.

[45] Date of Patent: **\*\* Feb. 29, 2000**

[54] **EQUIPMENT RACK**

D. 326,200	5/1992	Allen et al.	.....	D13/184
D. 345,547	3/1994	Kneale et al.	.....	D13/184
D. 367,849	3/1996	Pedinielli et al.	.....	D13/184
D. 391,232	2/1998	Hartel et al.	.....	D13/184

[75] Inventors: **Albert Rooyakkers**, Norton; **John M. Porter**, Attleboro, both of Mass.

[73] Assignee: **The Foxboro Company**, Foxboro, Mass.

*Primary Examiner*—Brian N. Vinson  
*Attorney, Agent, or Firm*—David J. Powsner; Choate, Hall & Stewart

[\*\*] Term: **14 Years**

[21] Appl. No.: **29/099,541**

## [57] CLAIM

[22] Filed: **Jan. 22, 1999**

The ornamental design for an equipment rack, as shown.

### Related U.S. Application Data

### DESCRIPTION

[63] Continuation of application No. 29/091,194, Jul. 23, 1998  
[60] Provisional application No. 60/093,863, Jul. 23, 1998.

FIG. 1 is a front view of an equipment rack according to the invention;

[51] **LOC (6) Cl.** ..... **13-03**

FIG. 2 is a side view of an equipment rack according to the invention;

[52] **U.S. Cl.** ..... **D13/184**

[58] **Field of Search** ..... D13/184; D14/102, D14/240; D6/429; 361/724, 641, 679; 220/3.3, 4.02; 312/204, 216, 223.1, 223.2; 174/48, 52.1

FIG. 3 is a top view of an equipment rack according to the invention; and,

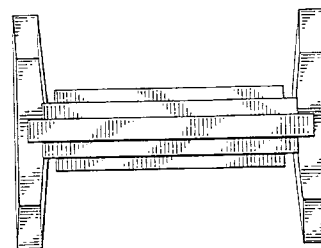
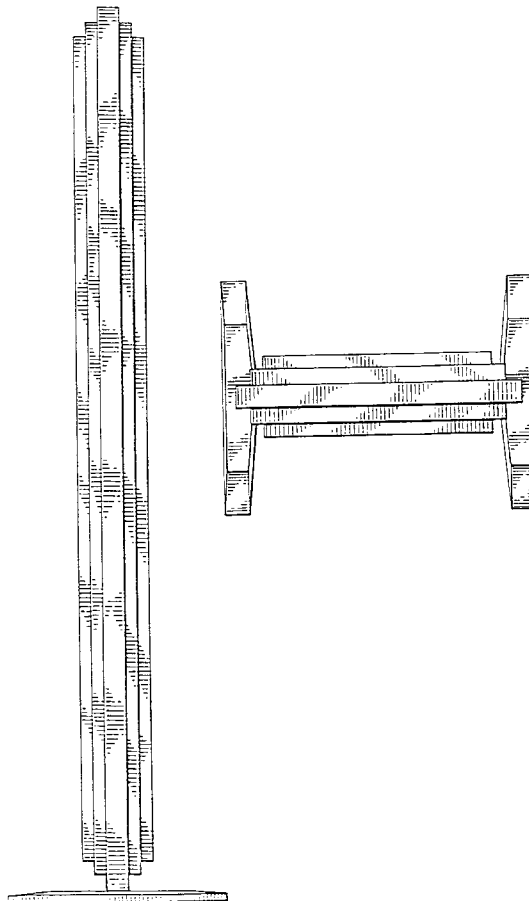

FIG. 4 is a bottom view of an equipment rack according to the invention.


### [56] References Cited

#### U.S. PATENT DOCUMENTS

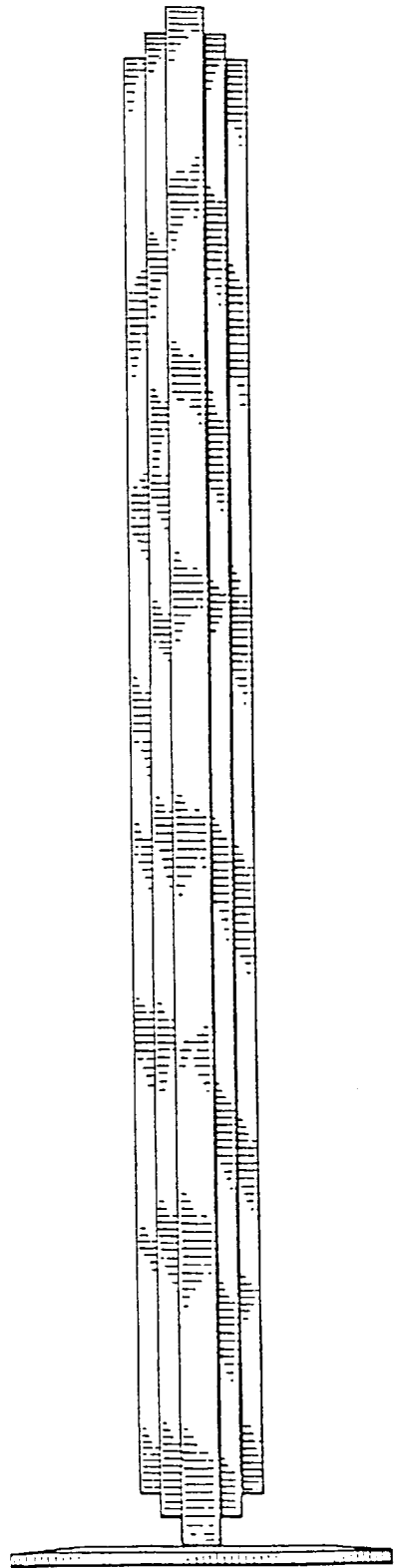
D. 196,115 8/1963 Berry, Jr. .... D13/184

**1 Claim, 2 Drawing Sheets**

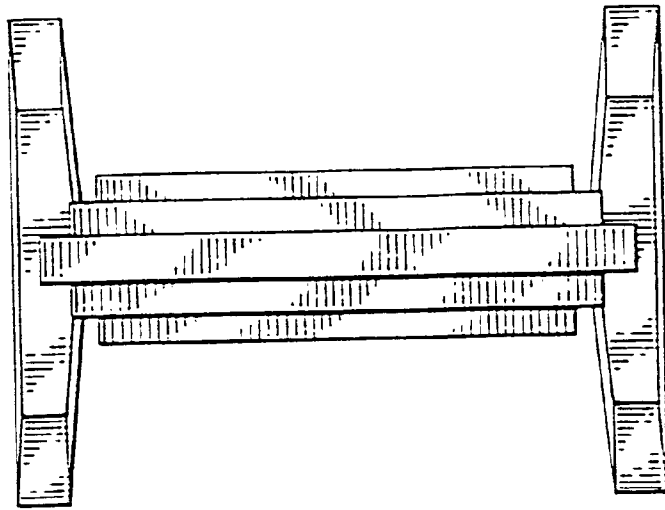




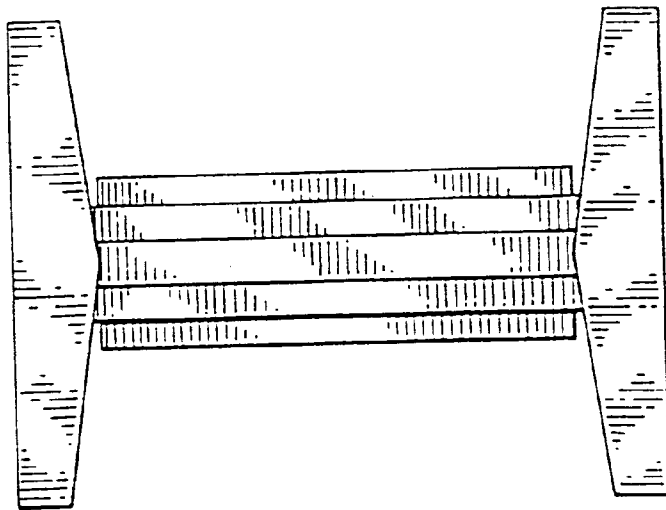
*FIG. 1*



*FIG. 2*



*FIG. 3*



*FIG. 4*