



US00D828700S

(12) **United States Design Patent**
Jhunjhnuwala

(10) **Patent No.:** **US D828,700 S**

(45) **Date of Patent:** **** Sep. 18, 2018**

(54) **PILLOW**

(71) Applicant: **Chatri Jhunjhnuwala**, Oceanside, CA (US)

(72) Inventor: **Chatri Jhunjhnuwala**, Oceanside, CA (US)

(**) Term: **15 Years**

(21) Appl. No.: **29/590,948**

(22) Filed: **Jan. 13, 2017**

(51) **LOC (11) Cl.** **06-09**

(52) **U.S. Cl.**
USPC **D6/601**

(58) **Field of Classification Search**
USPC D6/333, 349, 355, 375, 388, 512, 563,

D6/564, 611, 707, 715, 716, 716.1, D6/582-583, 587-592, 595-609, D6/617-622; D24/183-185, 234, 178, D24/180, 181, 189; D21/803, 804, 805, D21/809, 599; 5/401, 420, 600, 630, 5/631, 632, 633, 635, 636, 638, 639, 646, 5/652, 652.1, 655, 703, 730; 297/1, 2, 4, 297/93, 180.11, 195.1, 195.11, 195.13, 297/393, 397, 452.12, 452.14, 452.15, 297/452.21, 452.24, 452.26, 452.48, 297/452.62, 482; D2/719, 725, 734, 741
CPC A47G 9/10; A47G 9/1009; A47G 9/1027; A47G 9/1045; A47G 9/1063; A47G 9/1072; A47G 9/1081; A47G 9/00; A47G 2009/001; A47G 2009/002; A47G 2009/003; A47G 2009/005; A47G 2009/006; A47G 9/02; A47G 9/0207; A47G 9/0215; A47G 9/0223; A47G 9/023; A47G 9/0238; A47G 9/0246; A47G 9/0253; A47G 9/0261; A47G 9/06; A47G 9/062; A47G 9/066; A47G 9/068; A47G 9/08; A47G 2009/0276; A47G 9/0284; A47G 9/0292; A47G 9/04

See application file for complete search history.

(56) **References Cited**

U.S. PATENT DOCUMENTS

D263,066 S * 2/1982 Merino D21/803
D316,353 S * 4/1991 Dobson D6/601
5,016,303 A * 5/1991 Tanaka A47G 9/10
5/636
5,038,432 A * 8/1991 Robillard A47G 9/10
5/645
5,182,828 A * 2/1993 Alivizatos A47C 20/025
5/631
D347,541 S * 6/1994 Cook D6/596

(Continued)

Primary Examiner — Michelle E. Wilson

Assistant Examiner — Sanjeev Paul

(74) *Attorney, Agent, or Firm* — Sherman IP LLP;
Kenneth L. Sherman; Steven Laut


(57) **CLAIM**

The ornamental design for a pillow, substantially as shown and described.

DESCRIPTION

FIG. 1 is a top front perspective view of a pillow showing my new design;
FIG. 2 is a front view thereof;
FIG. 3 is a rear view thereof;
FIG. 4 is a top view thereof;
FIG. 5 is a bottom view thereof;
FIG. 6 is a left side view thereof; and
FIG. 7 is a right side view thereof;
FIG. 8 is a top front perspective view thereof with an upper right side attached to a bottom portion;
FIG. 9 is a top front perspective view thereof with an upper right side folded away from the bottom portion; and,
FIG. 10 is a top front perspective view thereof with an upper right side and the upper left side folded away from the bottom portion.

1 Claim, 9 Drawing Sheets



(56)

References Cited

U.S. PATENT DOCUMENTS

5,363,524	A *	11/1994	Lang	A47G 9/10	9,113,732	B2 *	8/2015	Loth	A47G 9/109
					5/640	D740,904	S *	10/2015	Santaw	D21/803
D359,189	S *	6/1995	Righini	D6/601	D749,874	S *	2/2016	Ueno	D6/601
5,819,347	A *	10/1998	Masuda	A47G 9/007	D750,919	S *	3/2016	Patenaude	D6/604
					5/641	D752,901	S *	4/2016	Ueno	D6/601
D417,997	S *	12/1999	Yannakis	D6/601	D795,611	S *	8/2017	Dickholtz, Jr.	D6/601
6,321,401	B1 *	11/2001	Fleming	A47C 27/001	D799,857	S *	10/2017	Takagi	D6/596
					5/420	2005/0138733	A1 *	6/2005	Riesberg	A47G 9/10
6,817,049	B1 *	11/2004	Hall	A47G 9/10						5/640
					5/632	2005/0177941	A1 *	8/2005	Miller	A47G 9/0253
D636,831	S *	4/2011	Mikula	D21/803						5/490
7,975,336	B1 *	7/2011	Perry	A47C 20/027	2006/0123547	A1 *	6/2006	Ferber	A47G 9/0253
					5/636						5/636
D691,829	S *	10/2013	Berg	D6/601	2012/0222218	A1 *	9/2012	Davis	A47G 9/10
D699,483	S *	2/2014	Berg	D6/601						5/490
D715,579	S *	10/2014	Scarlett	D6/601	2013/0167298	A1 *	7/2013	Grunstein	A47G 9/109
D721,519	S *	1/2015	Gray, III	D6/601						5/636
D725,925	S *	4/2015	Kaye	D6/349	2013/0305457	A1 *	11/2013	Grunstein	A47G 9/10
D727,660	S *	4/2015	Matzinger	D6/601						5/636
						2014/0000035	A1 *	1/2014	Berg	A47G 9/10
											5/636
						2017/0238735	A1 *	8/2017	Millar	A47G 9/10

* cited by examiner




FIG. 1

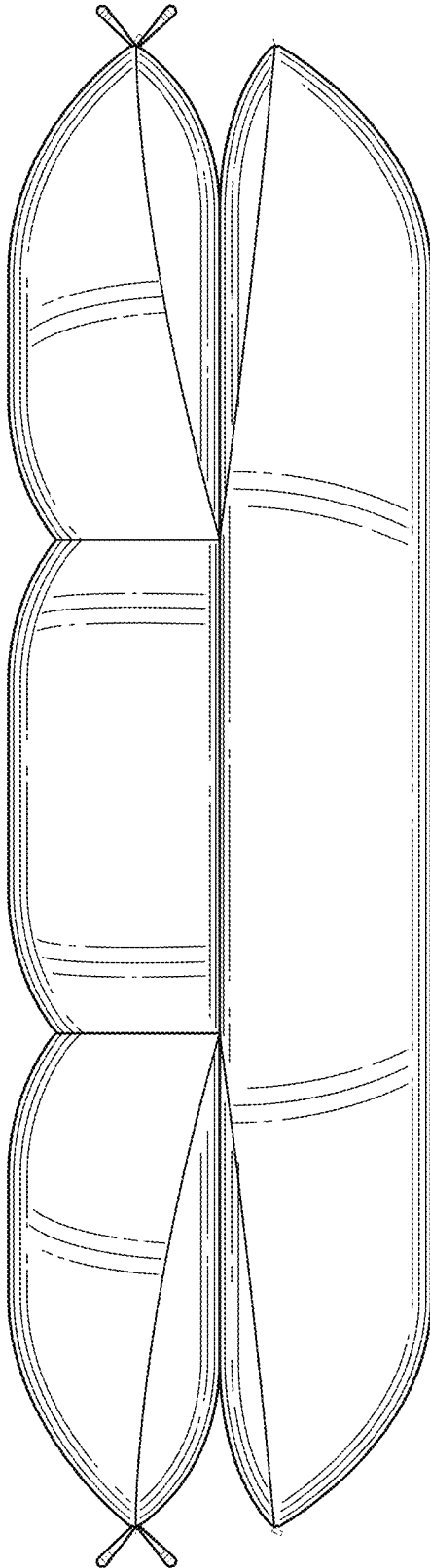


FIG. 2

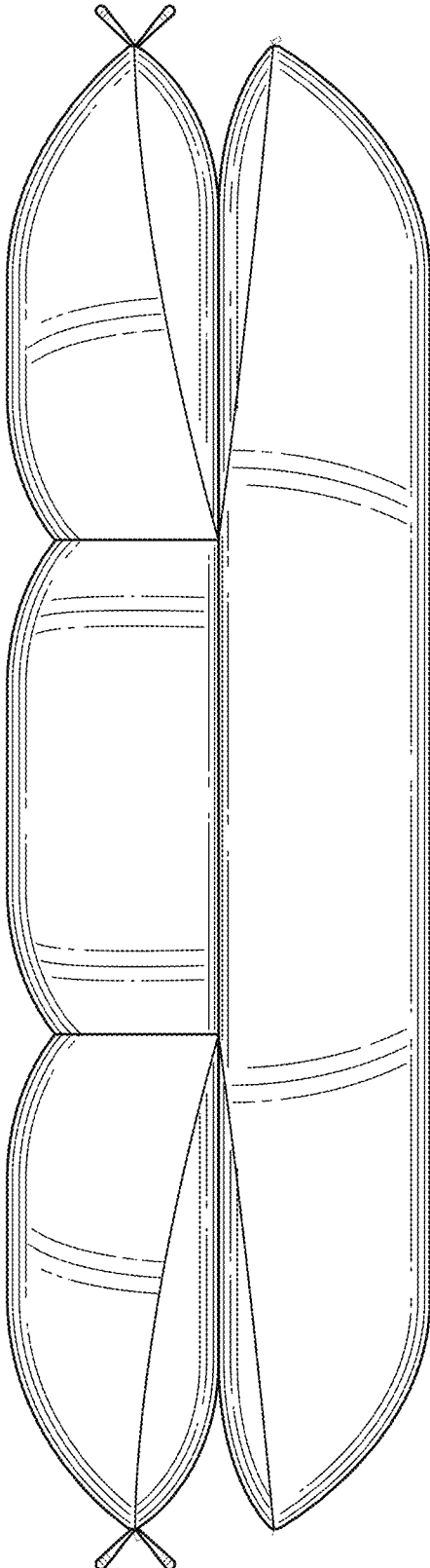


FIG. 3




FIG. 4




FIG. 5

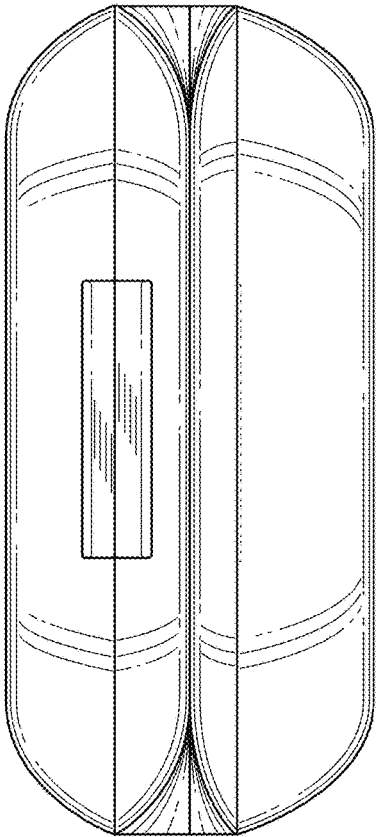


FIG. 6

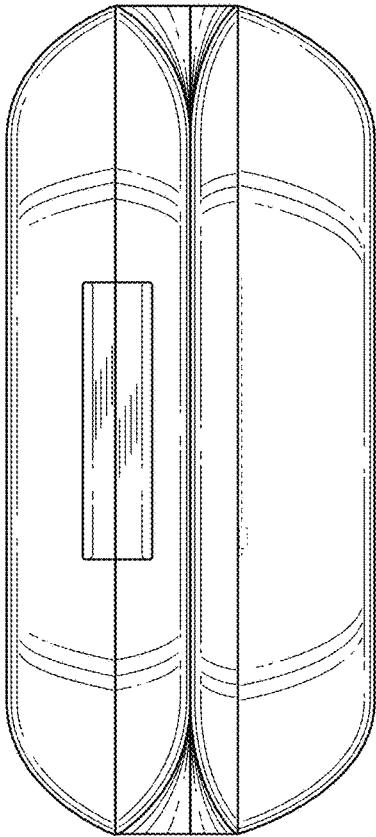


FIG. 7

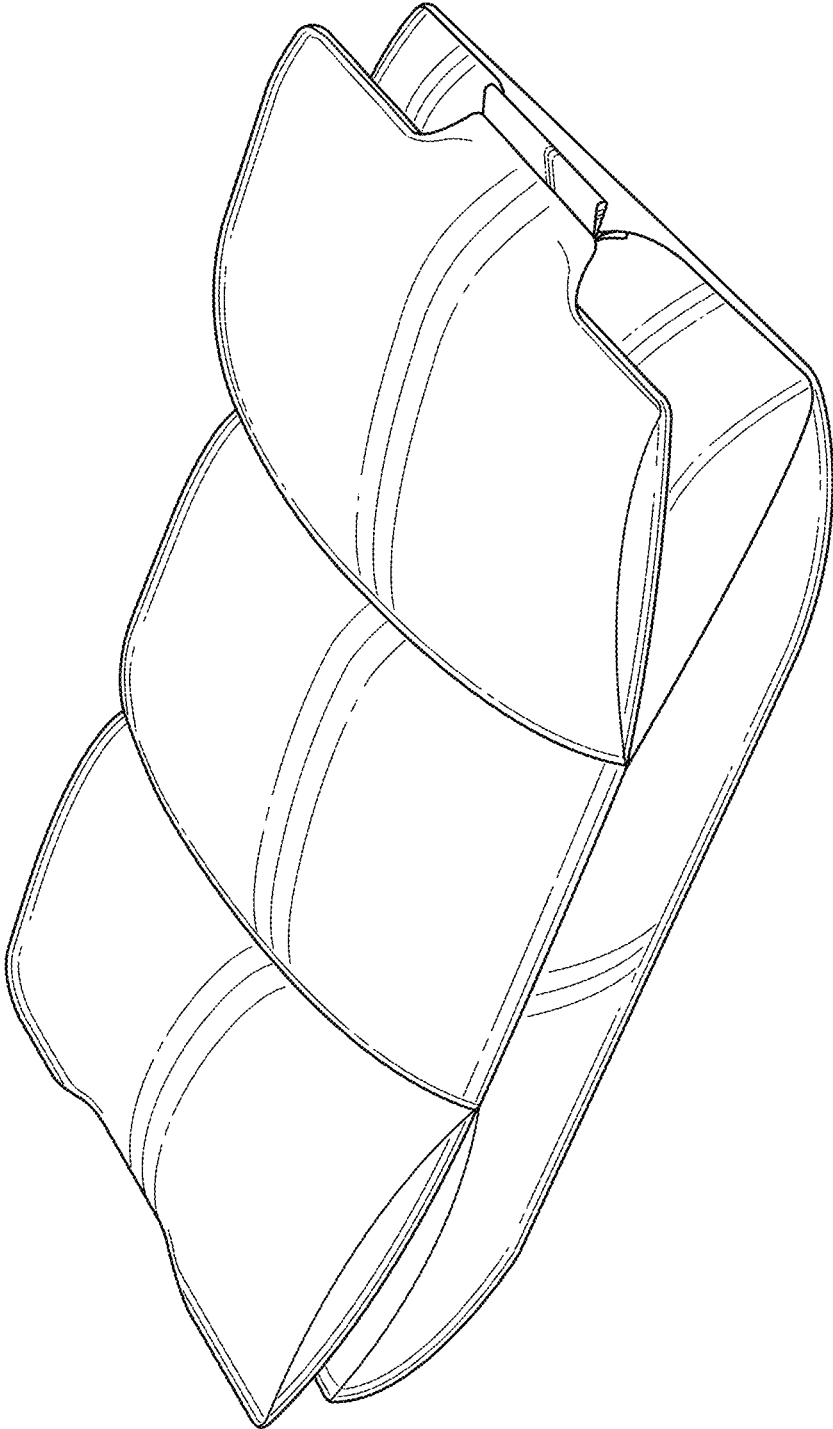


FIG. 8

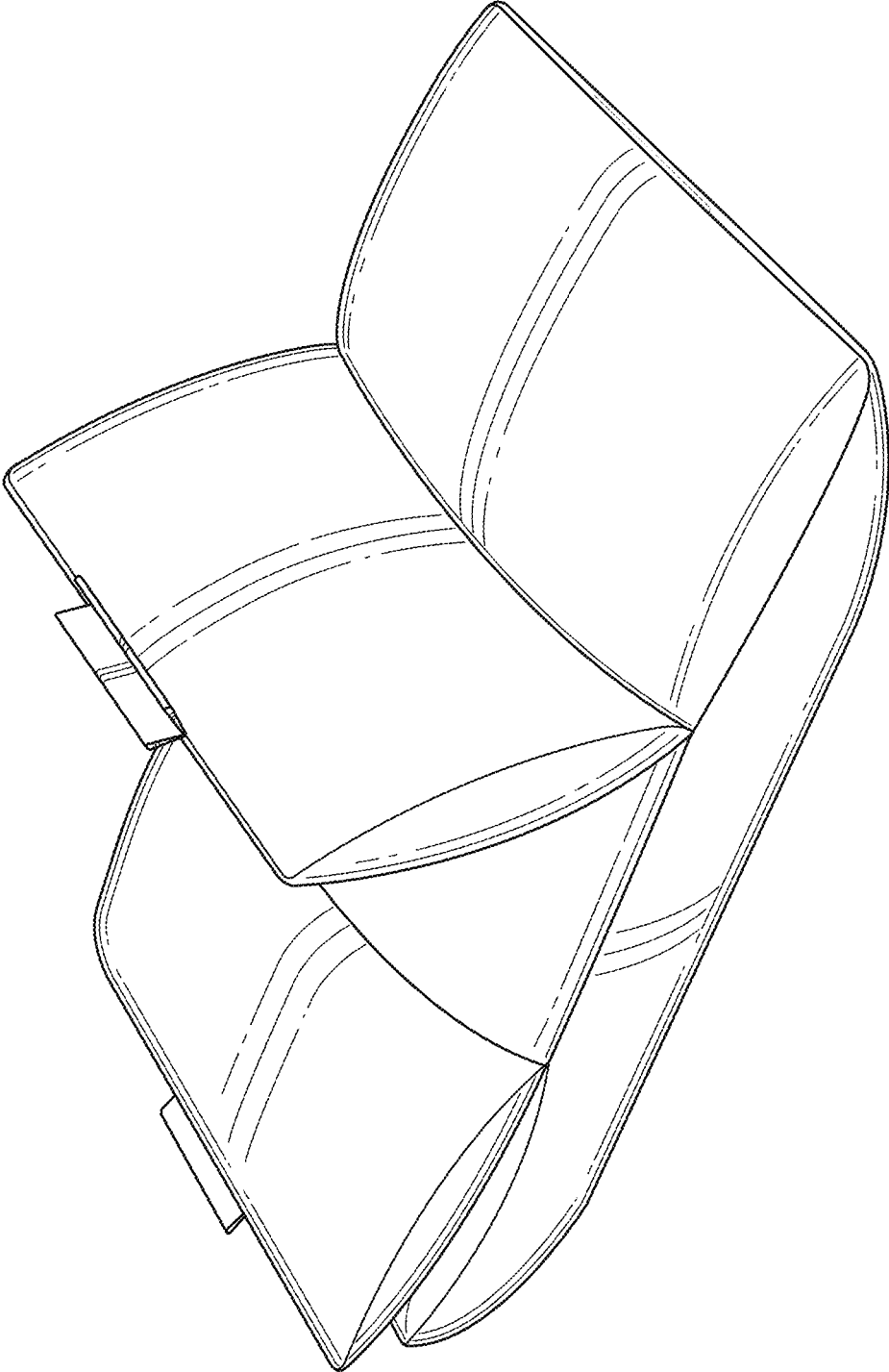


FIG. 9

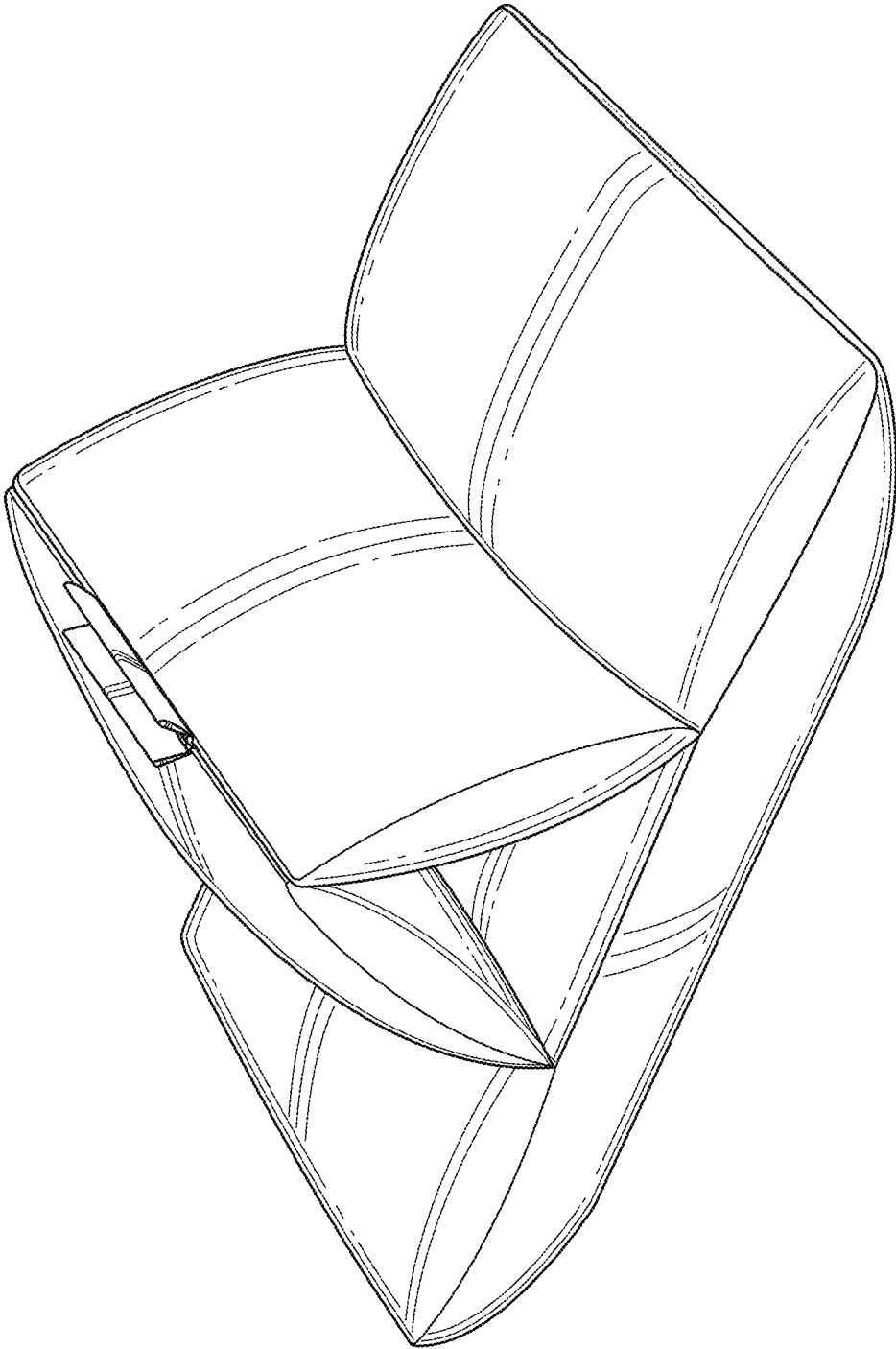


FIG. 10