

Aug. 17, 1937.

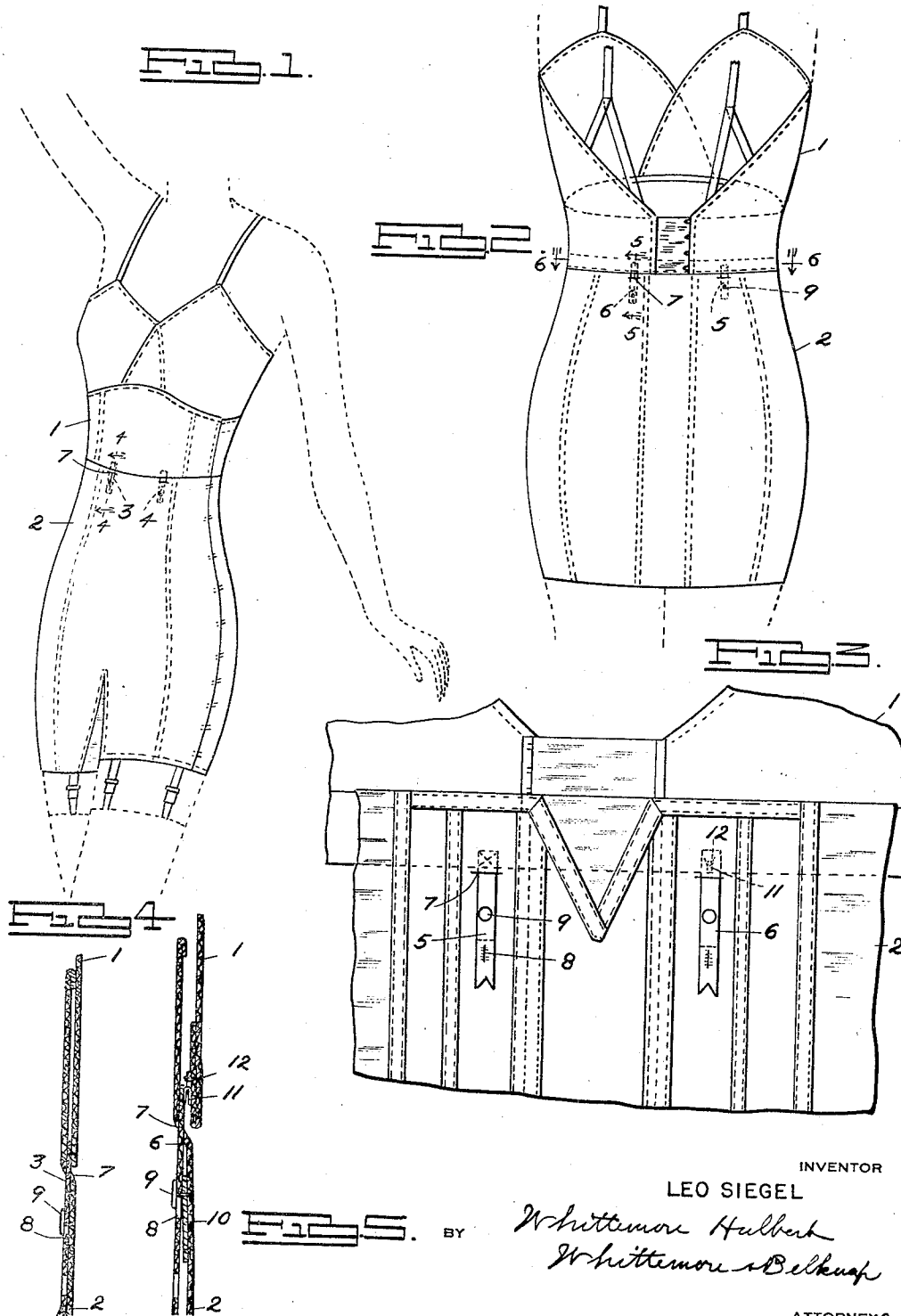
L. SIEGEL

2,090,076

GARMENT

Filed Jan. 8, 1935

2 Sheets-Sheet 1



INVENTOR

LEO SIEGEL

BY *Whittemore Hulbert*
Whittemore Belknap

ATTORNEYS

Aug. 17, 1937.

L. SIEGEL

2,090,076

GARMENT

Filed Jan. 8, 1935

2 Sheets-Sheet 2

FIG. 7.

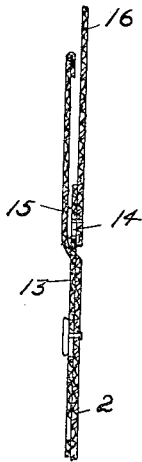


FIG. 8.

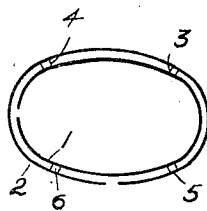


FIG. 9.

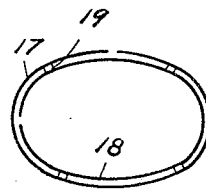


FIG. 10.

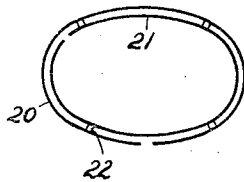


FIG. 11.

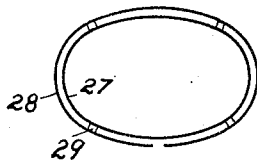
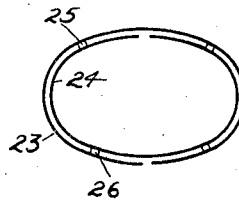


FIG. 11.

INVENTOR

LEO SIEGEL

BY

Whittemore Hulbert
Whittemore & Oelke

ATTORNEYS

UNITED STATES PATENT OFFICE

2,090,076

GARMENT

Leo Siegel, Detroit, Mich., assignor to American Lady Corset Company (Inc.), Detroit, Mich., a corporation of Michigan

Application January 8, 1935, Serial No. 888

5 Claims. (Cl. 2—30)

The invention relates to garments and refers more particularly to combination garments comprising upper and lower dress elements which together form a complete figure molding garment for controlling the figure from the bust through the waist to the hips.

The invention has for one of its objects to provide a garment in which the upper and lower dress elements are detachably secured together to provide for selection of the dress elements, both for style and fit. The invention has for another of its objects to provide a garment in which the upper and lower dress elements are adapted to be opened either completely or partially at angularly spaced or non-registering zones, and are adapted to be secured together in a manner such that they may be opened and readily applied and when applied they may be effectively held in their desired relative positions. The invention has for another of its objects to provide a garment in which the dress elements are secured together in a manner such that the upper dress element may be readily removed or applied.

These and other objects of the invention will become apparent from the following description, taken in connection with the accompanying drawings, in which

Figure 1 is a front elevation of a garment showing an embodiment of my invention;

Figure 2 is a rear elevation thereof;

Figure 3 is an inside elevation of the rear portion of the garment;

Figure 4 is a cross section on the line 4—4 of Figure 1;

Figure 5 is a cross section on the line 5—5 of Figure 2;

Figure 6 is a diagrammatic cross section on the line 6—6 of Figure 2;

Figure 7 is a view similar to Figure 4 showing another embodiment of my invention;

Figures 8, 9, 10 and 11 are views similar to Figure 6 showing other embodiments of my invention.

The garment, as illustrated in Figures 1 to 6, inclusive, comprises the upper and lower dress elements 1 and 2 respectively, the former being a brassière and the latter being a girdle. The lower dress element is of the side opening type and the upper dress element is of the back opening type, the edges of both of these dress elements being detachably secured together in any suitable manner.

The upper dress element overlaps the lower dress element at the outer side thereof and the two dress elements are detachably secured to-

gether at the front and rear by the tapes 3 and 4 and 5 and 6 respectively, the rear tape 6 being nearer the opening of the lower dress element than the rear tape 5. These tapes extend through openings 7 in the lower dress element and the portions of the tapes at the inner side of the lower dress element are provided with the longitudinally spaced button holes 8 for alternatively receiving the buttons 9 which are secured to the inner side of the lower dress element. As shown particularly in Figure 5, the buttons 9, instead of being directly secured to the lower dress element, are secured to the tabs 10 and these tabs are secured to the inner side of the lower dress element. The portions at the outer side of the lower dress element of the front tapes 3 and 4 and the rear tape 5 are stitched to the lower edge portion of the upper dress element, as illustrated particularly in Figure 4.

The tape 6 between the nearest opening edges of the upper and lower dress elements has its portion at the outer side of the lower dress element detachably secured to the lower edge portion of the upper dress element, whereby the lower dress element and also the upper dress element may be freely opened for applying, after which the lower dress element may be closed, then the tape may be secured to the rear portion of the upper dress element, and finally the upper dress element may be closed, at which time the two dress elements will be effectively held in their desired relative positions. As illustrated particularly in Figure 5, the tape 6 is detachably secured to the upper dress element by providing the upper end portion of the tape with the hook 11 and by providing the lower edge portion of the upper dress element with the eye 12 for receiving the hook. By reason of the hook, the tape is prevented from slipping through the opening in the lower dress element through which it extends, since the hook will engage the lower portion bounding the opening.

The tapes 3, 4 and 5 may be detachably secured to the lower edge portion of the upper dress element in the manner illustrated in Figure 7 in which the tape 13 representing these tapes is provided in its upper end portion with the button hole 14 for receiving the button 15, which latter is secured to the inner side of the upper dress element 16 near its lower edge.

In the modification illustrated in Figure 8, the upper dress element 17 is of the front opening type and the lower dress element 18 is of the side opening type, the tape 19 between the nearest opening edges being detachably secured to the

lower edge portion of the upper dress element in preferably the same manner as the tape 6.

Figure 9 illustrates another modification in which the upper dress element 20 is of the back opening type and the lower dress element 21 is of the type adapted to be opened intermediate the front and a side. There is but one tape 22 between the nearest opening edges and this tape is detachably secured to the lower edge portion of the upper dress element in preferably the same manner as the tape 6.

The garment illustrated in Figure 10 has the back opening upper dress element 23 and the front opening lower dress element 24, there being the tapes 25 and 26 between the opening edges detachably secured to the lower edge portion of the upper dress element in preferably the same manner as the tape 6.

The girdle of the different garments above described may be opened either completely or partially, it being known in the latter case as a semi-step-in girdle. Also the girdle may be of the endless or step-in type, in which instance one or more of the tapes for connecting the girdle and brassière are adapted to be detachably secured to the latter. As illustrated in Figure 11, 27 is the step-in girdle and 28 is the brassière of the back opening type, the tape 29 being detachably secured to the lower edge portion of the brassière in preferably the same manner as the tape 6.

What I claim as my invention is:

1. A combination garment, comprising a side opening girdle, a back opening brassière overlapping said girdle at the outer side thereof, and means for securing said girdle and brassière together in zones spaced around said girdle and brassière, said securing means including an element secured to said girdle and detachably secured to said brassière between the nearest opening edges of said girdle and brassière whereby said girdle and brassière may be freely opened for applying.

2. A combination garment, comprising a side opening girdle, a back opening brassière overlapping said girdle at the outer side thereof and tapes for securing said girdle and brassière together at the front and rear thereof, one of said tapes being located between the nearest opening

edges of said girdle and brassière and being detachably secured to said brassière whereby said girdle and brassière may be freely opened for applying.

3. A combination garment, comprising a side opening girdle, a back opening brassière overlapping said girdle at the outer side thereof, tapes for detachably securing said girdle and brassière together at the front and rear thereof, said tapes extending through openings in said girdle and being secured to the inner side of the latter, one of said tapes being located between the nearest opening edges of said girdle and brassière, and cooperating means upon said brassière and the portion of said last mentioned tape at the outer side of said girdle for detachably securing said last mentioned tape to said brassière, whereby said girdle and brassière may be freely opened for applying.

4. A combination garment, comprising a side opening girdle, a back opening brassière overlapping said girdle at the outer side thereof, tapes for detachably securing said girdle and brassière together at the front and rear thereof, said tapes extending through openings in said girdle and being secured to the inner side of the latter, one of said tapes being located between the nearest opening edges of said girdle and brassière, a hook upon the portion of said last mentioned tape at the outer side of said girdle, and an eye upon said brassière for engagement by said hook whereby said girdle and brassière may be freely opened for applying.

5. A combination garment, comprising a girdle adapted to open at a predetermined point, a brassière overlapping said girdle at the outer side thereof and adapted to open at a point spaced in a direction around the garment from the point aforesaid, and tapes for detachably securing said girdle and brassière together, said tapes extending through openings in said girdle and being secured to said girdle at the inner side thereof and to said brassière at the outer side of said girdle, one of the tapes positioned between the nearest opening edges of the girdle and brassière and said tape being detachably secured to said brassière.

LEO SIEGEL.