



US00D490268S

(12) **United States Design Patent** (10) **Patent No.:** **US D490,268 S**  
**Groll** (45) **Date of Patent:** **\*\* May 25, 2004**

(54) **ROUND CAKE BAKING PAN**  
(75) Inventor: **William A. Groll, McMurray, PA (US)**  
(73) Assignee: **Clad Metals LLC, Canonsburg, PA (US)**  
(\*\*) Term: **14 Years**  
(21) Appl. No.: **29/176,767**  
(22) Filed: **Feb. 27, 2003**  
(51) **LOC (7) Cl.** ..... **07-02**  
(52) **U.S. Cl.** ..... **D7/354**  
(58) **Field of Search** ..... D7/354-361, 602, D7/554.1-554.4; 99/324; 220/573.1-573.4, 912

(56) **References Cited**  
**U.S. PATENT DOCUMENTS**  
D254,355 S \* 3/1980 Ottier ..... D7/545  
D263,268 S \* 3/1982 Rein ..... D7/554.3  
D370,598 S \* 6/1996 Koch ..... D7/543

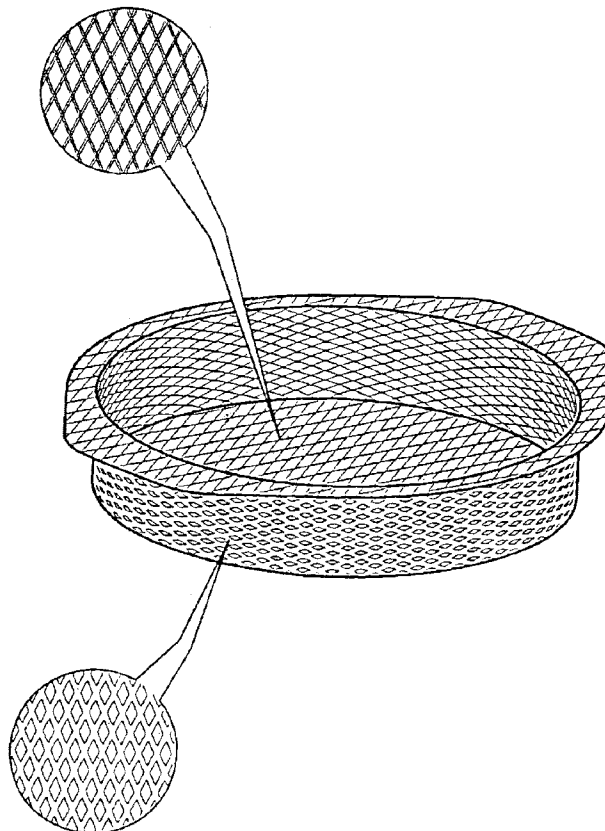
\* cited by examiner  
*Primary Examiner*—Lisa Lichtenstein  
(74) *Attorney, Agent, or Firm*—Webb Ziesenheim Logsdon Orkin & Hanson, P.C.

(57) **CLAIM**  
The ornamental design for a round cake baking pan, as shown and described.

**DESCRIPTION**  
FIG. 1 is a perspective view of a round cake baking pan of the present invention;  
FIG. 2 is an enlarged view of the textured pattern of the inner, food-contacting surface of the round cake baking pan of FIG. 1;  
FIG. 3 is an enlarged view of the textured pattern of the exterior surface of the round cake baking pan of FIG. 1;  
FIG. 4 is a top plan view of the round cake baking pan of FIG. 1;  
FIG. 5 is a side elevation view of the round cake baking pan of FIG. 1;  
FIG. 6 is an end elevation view of the round cake baking pan of FIG. 1; and,  
FIG. 7 is a bottom plan view of the round cake baking pan of FIG. 1.

As shown in the appended drawings, the ornamental design of my invention is directed to bakeware having decorative textured surfaces comprising a raised diamond pattern on the inner (food contacting) surface and an intended diamond pattern on the exterior surface thereof.

**1 Claim, 3 Drawing Sheets**



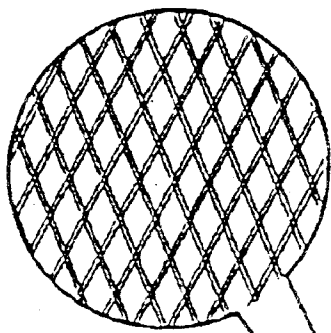


FIG. 2

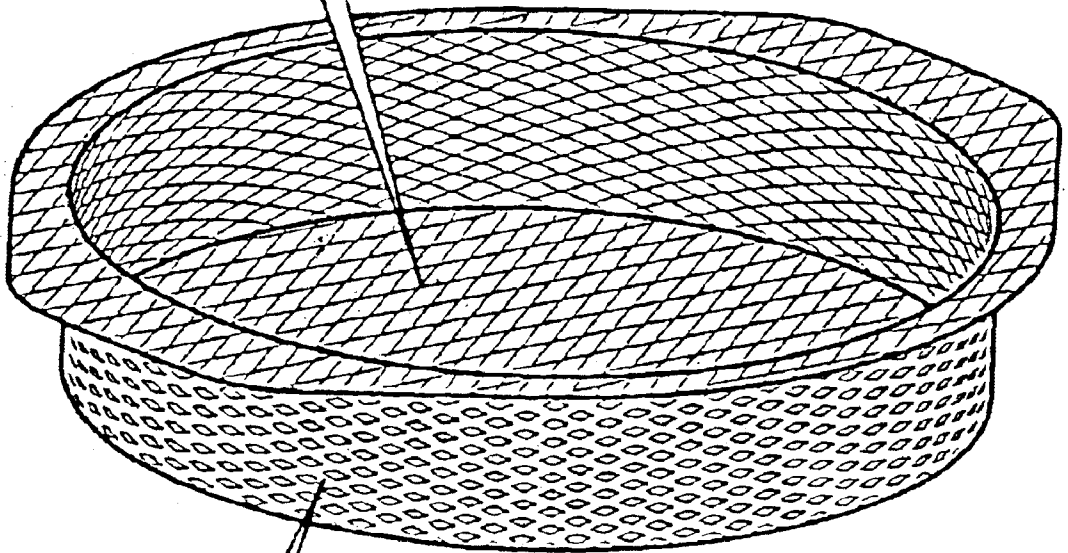


FIG. 1

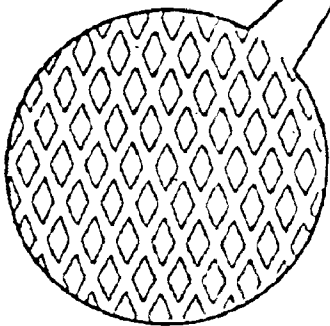


FIG. 3

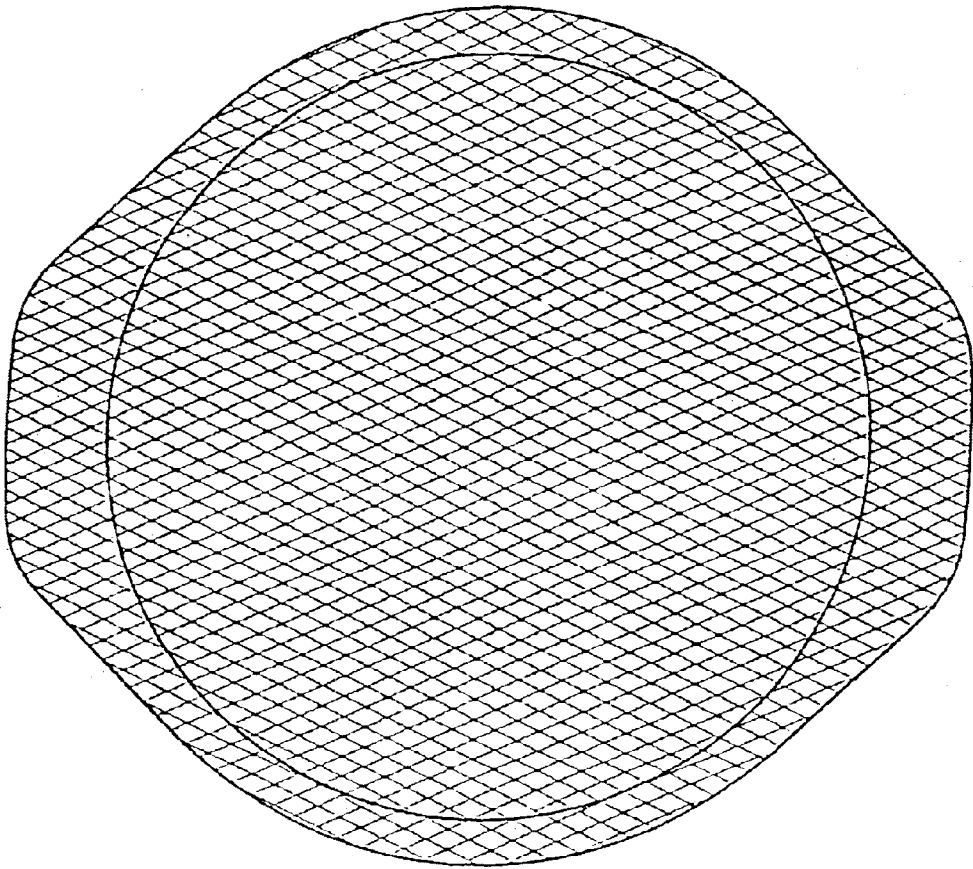


FIG. 4

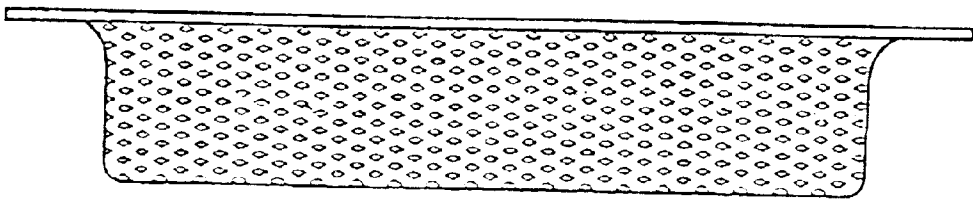


FIG. 5

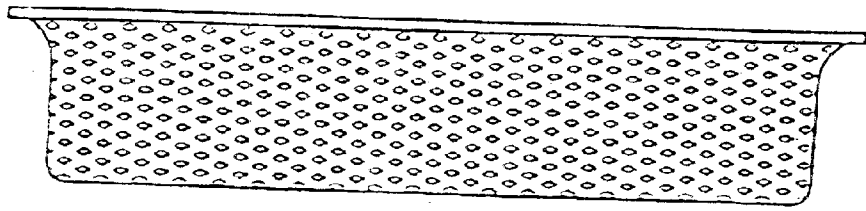


FIG. 6

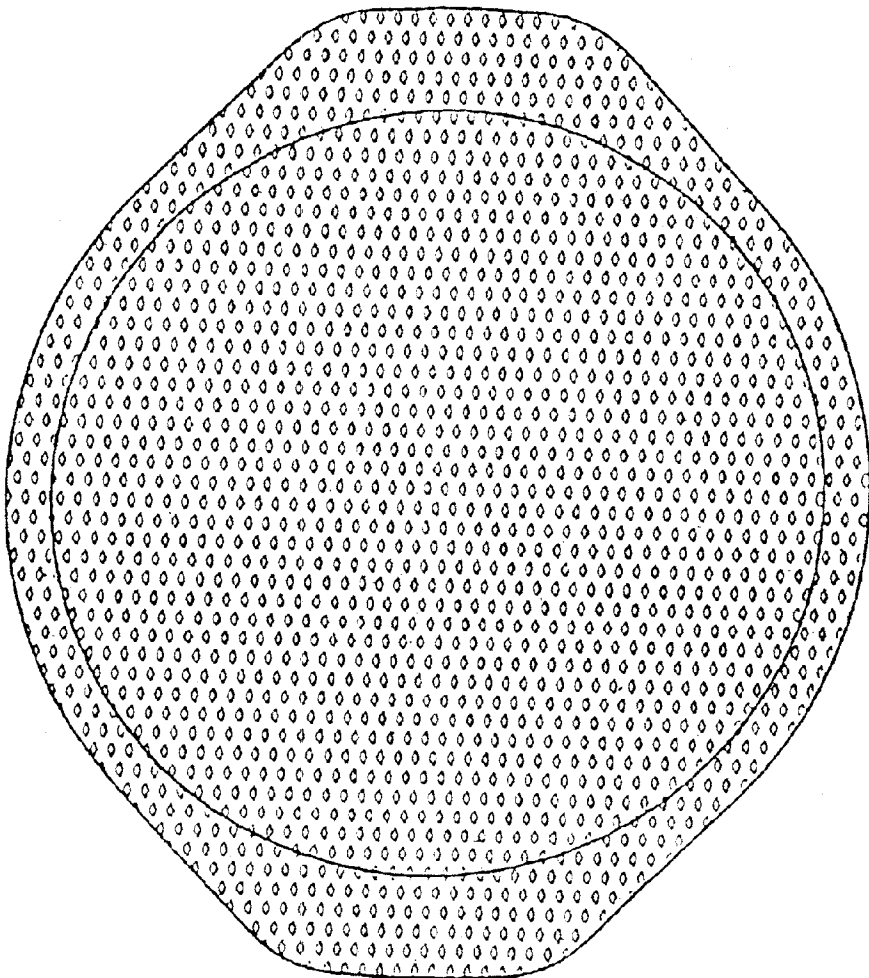


FIG. 7

UNITED STATES PATENT AND TRADEMARK OFFICE  
**CERTIFICATE OF CORRECTION**

PATENT NO. : Des. 490,268 S  
DATED : May 25, 2004  
INVENTOR(S) : Groll

Page 1 of 1

It is certified that error appears in the above-identified patent and that said Letters Patent is hereby corrected as shown below:


Title page,

**DESCRIPTION,**

Line 4, last paragraph, "an intended diamond" should read -- an indented diamond --.

Signed and Sealed this

Twenty-sixth Day of October, 2004

A handwritten signature in black ink on a light gray dotted background. The signature reads "Jon W. Dudas" in a cursive style.

JON W. DUDAS

*Director of the United States Patent and Trademark Office*