



(12) **United States Design Patent**
Andrews

(10) **Patent No.:** **US D801,501 S**
(45) **Date of Patent:** **** Oct. 31, 2017**

(54) **HOUSING FOR AN EVAPORATOR**

FOREIGN PATENT DOCUMENTS

(71) Applicant: **Tiger Tool International Incorporated**, Abbotsford, CA (US)

CN 106414122 A 2/2017
RU 2146034 C1 2/2000

(Continued)

(72) Inventor: **Michael Andrews**, Bellingham, WA (US)

OTHER PUBLICATIONS

(73) Assignee: **Tiger Tool International Incorporated**, Abbotsford (CA)

International Searching Authority, ISR & Written Opinion, PCT/US2016/025923, dated Sep. 8, 2016, 7 pages.

(Continued)

(**) Term: **15 Years**

(21) Appl. No.: **29/550,478**

Primary Examiner — David G Muller

(74) *Attorney, Agent, or Firm* — Michael R. Schacht; Schacht Law Office, Inc.

(22) Filed: **Jan. 4, 2016**

(51) **LOC (10) Cl.** **23-04**

(52) **U.S. Cl.**

USPC **D23/355**

(58) **Field of Classification Search**

USPC D23/355-366, 352, 369, 332, 333, 335, D23/336, 342, 351, 323; 422/120, 122; 55/356, 473, 504; 96/97; 261/DIG. 17, 261/DIG. 65, DIG. 88, DIG. 31

CPC B60H 1/00007; B60H 1/00014; B60H 1/00021; B60H 1/00028

See application file for complete search history.

(57) **CLAIM**

The new design for a housing for an evaporator, as shown and described herein.

DESCRIPTION

FIG. 1 is perspective view of a housing for an evaporator of the present invention;

FIG. 2 is a front elevation view of the housing for an evaporator of the present invention;

FIG. 3 is a first side elevation view of the housing for an evaporator of the present invention;

FIG. 4 is a second side elevation view of the housing for an evaporator of the present invention;

FIG. 5 is a rear elevation view of the housing for an evaporator of the present invention;

FIG. 6 is a top plan view of the housing for an evaporator of the present invention; and,

FIG. 7 is a bottom plan view of the housing for an evaporator of the present invention.

The evenly broken lines are shown for the purpose of illustrations of parts of the article that form no part of the claim.

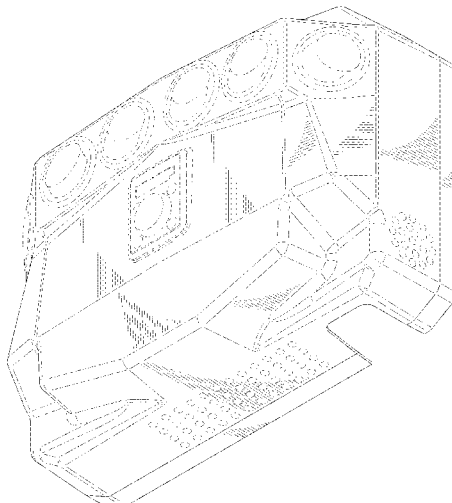
(56) **References Cited**

U.S. PATENT DOCUMENTS

D240,428 S	7/1976	Hoffman	
4,280,330 A	7/1981	Harris et al.	
D287,264 S	12/1986	Rinaldo et al.	
4,630,775 A	12/1986	Mandon et al.	
D322,122 S	12/1991	Guetersloh et al.	
D324,420 S	3/1992	Farce	
D338,952 S	8/1993	Snow	
D393,703 S *	4/1998	Gilbertson D23/355
5,808,441 A	9/1998	Nehring	
5,896,750 A	4/1999	Karl	
6,116,513 A	9/2000	Perhats	
D453,560 S *	2/2002	Van Brunt D23/355

(Continued)

1 Claim, 5 Drawing Sheets



(56)

References Cited

U.S. PATENT DOCUMENTS

D456,887 S * 5/2002 Zlotnik D23/366
 6,615,602 B2 9/2003 Wilkinson
 D532,893 S 11/2006 Wu
 D536,078 S 1/2007 Leon
 D536,079 S 1/2007 Leon
 D548,750 S 8/2007 Neeley et al.
 D575,381 S 8/2008 Leon
 7,430,874 B2 10/2008 Prince et al.
 7,448,227 B2 11/2008 Zeigler et al.
 D630,310 S 1/2011 Beland et al.
 D631,145 S 1/2011 Beland et al.
 D644,320 S 8/2011 Virr et al.
 D647,192 S * 10/2011 Boadella Esteve D23/366
 D648,018 S * 11/2011 Sordo D23/366
 D663,816 S * 7/2012 Tebe Poves D23/366
 8,468,843 B2 6/2013 Futernik et al.
 D698,431 S * 1/2014 Garbusi D23/366
 D723,674 S * 3/2015 Zaari D23/323
 9,049,971 B2 6/2015 Andrews
 D755,943 S * 5/2016 Lanssky D23/364
 D762,830 S * 8/2016 Lewis D23/332
 D763,423 S * 8/2016 Hewett D23/355
 D766,414 S * 9/2016 Chu D23/359
 D778,415 S * 2/2017 Ogg D23/333
 2003/0098148 A1 5/2003 Mehraban et al.
 2003/0192952 A1 10/2003 Horn et al.
 2005/0044864 A1 3/2005 Manole et al.
 2005/0241818 A1 11/2005 Yakumar et al.
 2007/0204639 A1 9/2007 Harrison
 2009/0293522 A1 12/2009 Miyazaki
 2010/0089563 A1 4/2010 Sundhar et al.
 2011/0067422 A1 3/2011 Ichishi et al.
 2011/0114405 A1 5/2011 Perhats
 2013/0199217 A1 8/2013 Arai et al.
 2013/0227973 A1 9/2013 Kang et al.
 2014/0259517 A1 9/2014 Andrews
 2014/0345104 A1 11/2014 Andrews et al.
 2015/0047144 A1 2/2015 Coesel
 2015/0209918 A1 7/2015 Andrews
 2015/0224635 A1 8/2015 Andrews
 2015/0251520 A1 9/2015 Andrews et al.
 2015/0289734 A1 10/2015 Andrews
 2016/0288619 A1 10/2016 Andrews

FOREIGN PATENT DOCUMENTS

RU 2157037 C1 9/2000
 RU 2425436 C2 7/2011
 RU 2516912 C1 5/2014
 WO 2013142992 A1 10/2013
 WO 2014149567 A1 9/2014

WO 2015138352 A1 9/2015
 WO 2016161447 A1 10/2016
 WO 2017132260 A1 8/2017

OTHER PUBLICATIONS

apucenter.com, Auxiliary Power Units—Service—Parts, Comfort Master, <https://web.archive.org/web/2014011100715/http://apucenter.com/>, Jan. 11, 2014, 2 pages.
 Bergstrom, Bergstrom Nite No-Idle, <https://web.archive.org/web/20140207093405/http://us.bergstrominc.com/nite-no-idle/>, Feb. 7, 2014, 1 page.
 Climacab Crosspoint Solutions, ClimaCab 3.0 APU, Product Overview and Brochure, <http://www.crosspointsolutionsgroup.com/climacab/product/climacab-apu.html>, 2012, 6 pages.
 Cool-It, 12V No-Idle Split A/C System, Product Overview and Brochure, <http://cool-it.ca/?s=12+volt+no+idle+system>, 2012, 8 pages.
 DC Airco, High Efficiency Direct Current Air Conditioners, <https://web.archive.org/web/20130825041413/http://dcairco.com/index.php/products/trucks>, Aug. 25, 2013, 3 pages.
 Dometic Group, Dometic Showcases Expanded Line of HVAC Systems for Day Cabs, <http://www.2.dometic.com/enus/Americas/USA/Truck-News/Dometic-Showcases-Expanded-Line-of-HVAC-Systems-For-Day-Cabs/>, 2010, 1 page.
 Hammond Air Conditioning Ltd., Arctic Breeze Truck AC: 12V/DC air conditioning keeps cabs cool without wasting fuel, <https://web.archive.org/web/20140108111758/http://www.arcticbreeze-truckac.com/>, Jan. 8, 2014, 1 page.
 Idle Free Systems, Inc., Systems for all driving conditions, budgets, and investment timelines, <http://Idlefreesystems.com/no-idle-elimination-systems-battery-reffer-busses.html>, 2010-2011, 1 page.
 Indel B, Sleeping Well, https://web.archive.org/web/20130530064452/http://www.indelb.com/products/truck_air_conditioning/sleeping_well, May 30, 2013, 2 pages.
 International Searching Authority, ISR & Written Opinion, PCT/US2015019523, Jun. 10, 2015, 7 pages.
 Rigmaster Power, The Ultimate Stand-Alone Truck Mounted APU, <http://rigmasterpower.com>, 2011, 1 page.
 Thermo King, APU Tripac Evolution, Product Overview and Brochure, <http://www.na.thermoking.com/tk-innovation/global/en/products/apu.html>, 2011, 9 pages.
 USPTO, “Non-Final Office Action, U.S. Appl. No. 14/642,601,” dated Jun. 16, 2017, 9 pages.
 International Searching Authority, Written Opinion & ISR, PCT/US2017/014941, dated Apr. 20, 2017, 7 pages.
 USPTO, Non-Final Office Action, U.S. Appl. No. 15/047,442, dated Aug. 10, 2017, 6 pages.

* cited by examiner

FIG. 1

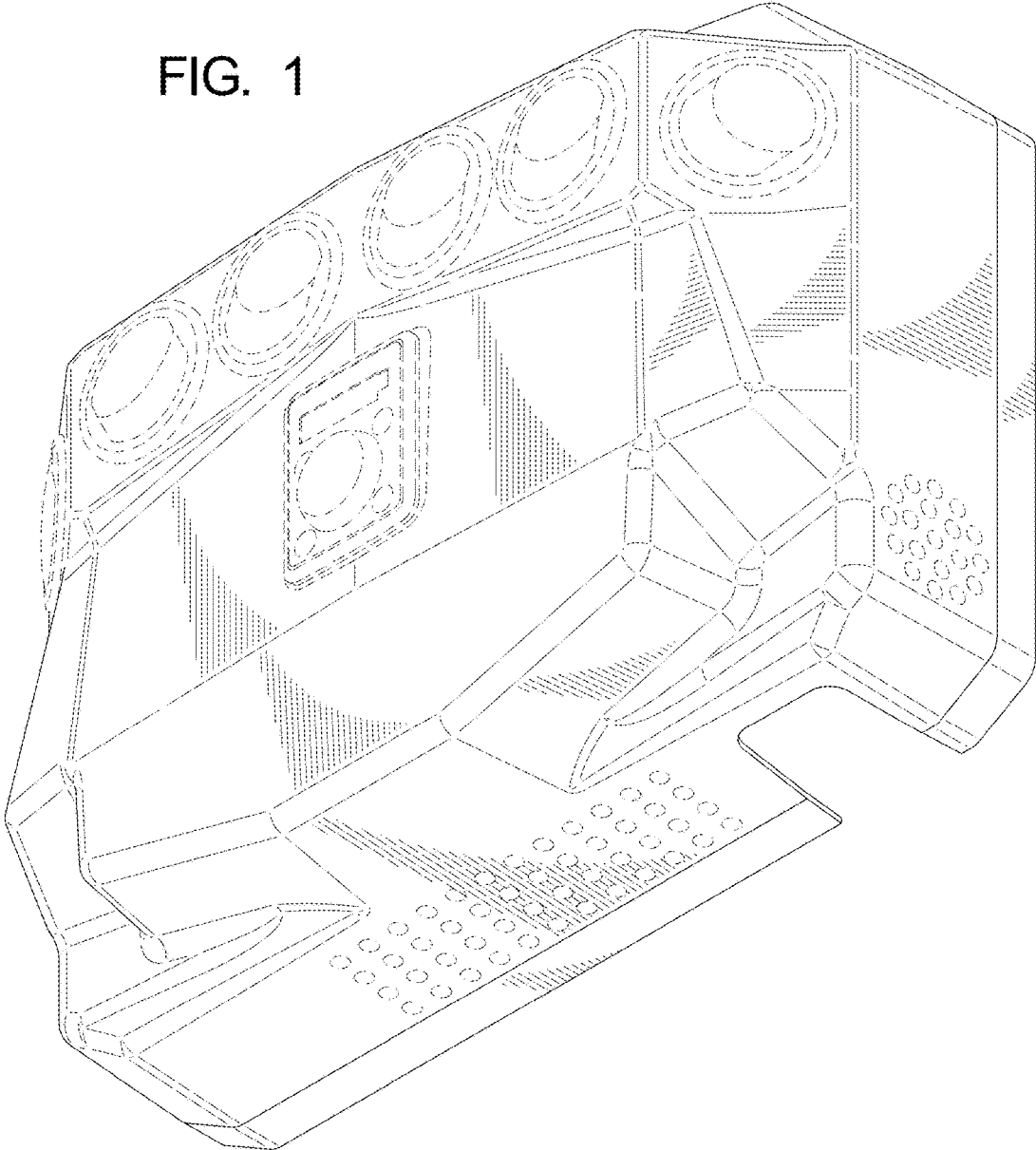


FIG. 2

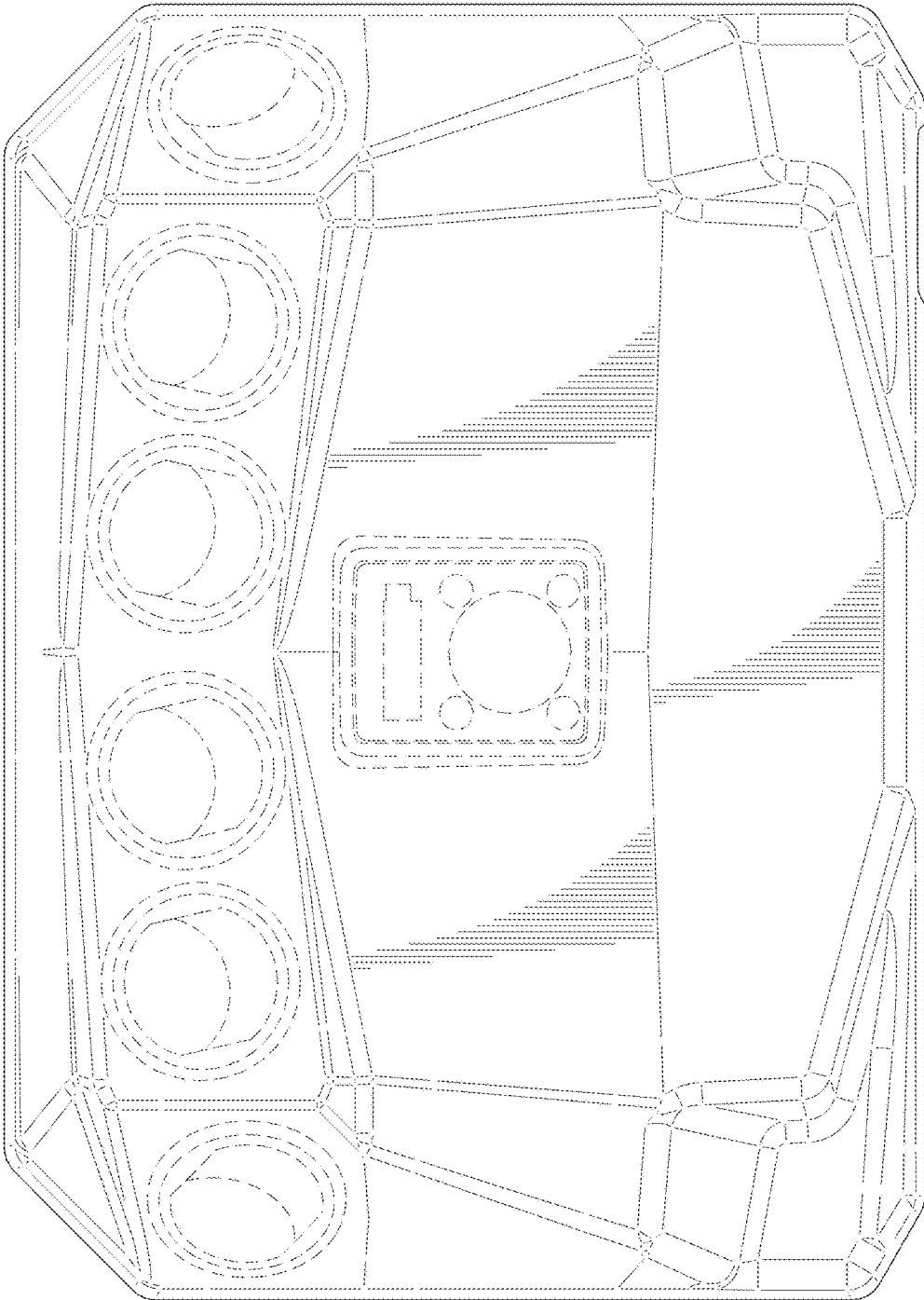


FIG. 3

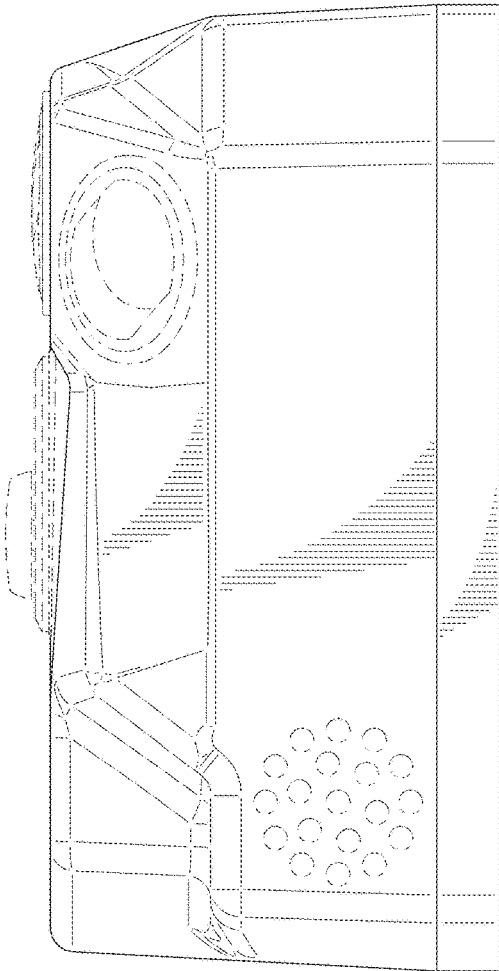


FIG. 4

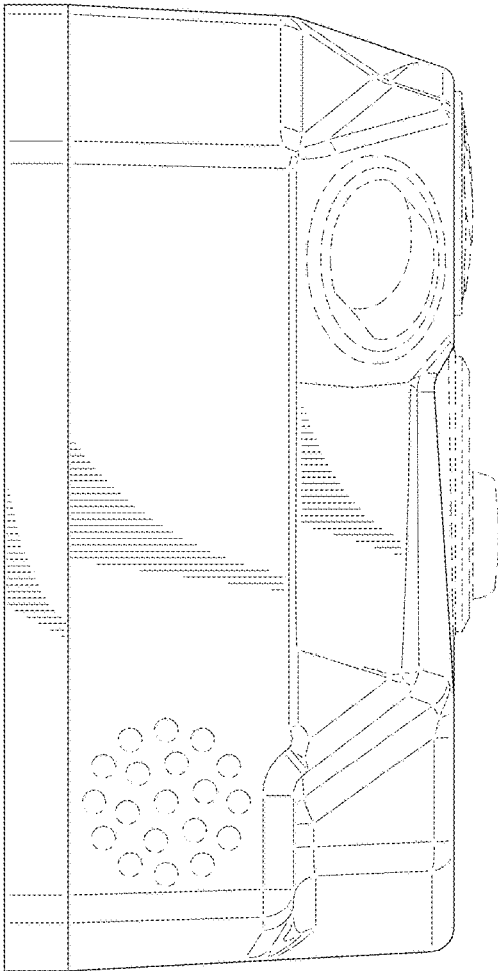


FIG. 5




FIG. 6



FIG. 7

