

(19) World Intellectual Property Organization
International Bureau



(43) International Publication Date
17 January 2002 (17.01.2002)

PCT

(10) International Publication Number
WO 02/04404 A2

- (51) International Patent Classification⁷: **C07C 237/00**
- (21) International Application Number: PCT/US01/20558
- (22) International Filing Date: 29 June 2001 (29.06.2001)
- (25) Filing Language: English
- (26) Publication Language: English
- (30) Priority Data:
60/216,656 7 July 2000 (07.07.2000) US
PCT/US00/21366 4 August 2000 (04.08.2000) US
- (71) Applicant: **TRUSTEES OF TUFTS COLLEGE**
[US/US]; * (US).
- (72) Inventors: **NELSON, Mark, L.**; 735 Worcester Road,
Wellesley, MA 02481 (US). **KOZA, Darrell**; 16 Ledward
Avenue, Westerly, RI 02891 (US).
- (74) Agents: **HANLEY, Elizabeth, A.** et al.; Lahive & Cock-
field, LLP, 28 State Street, Boston, MA 02109 (US).
- (81) Designated States (*national*): AE, AG, AL, AM, AT, AU,
AZ, BA, BB, BG, BR, BY, BZ, CA, CH, CN, CO, CR, CU,
CZ, DE, DK, DM, DZ, EC, EE, ES, FI, GB, GD, GE, GH,
GM, HR, HU, ID, IL, IN, IS, JP, KE, KG, KP, KR, KZ, LC,
LK, LR, LS, LT, LU, LV, MA, MD, MG, MK, MN, MW,
MX, MZ, NO, NZ, PL, PT, RO, RU, SD, SE, SG, SI, SK,
SL, TJ, TM, TR, TT, TZ, UA, UG, UZ, VN, YU, ZA, ZW.
- (84) Designated States (*regional*): ARIPO patent (GH, GM,
KE, LS, MW, MZ, SD, SL, SZ, TZ, UG, ZW), Eurasian
patent (AM, AZ, BY, KG, KZ, MD, RU, TJ, TM), European
patent (AT, BE, CH, CY, DE, DK, ES, FI, FR, GB, GR, IE,
IT, LU, MC, NL, PT, SE, TR), OAPI patent (BF, BJ, CF,
CG, CI, CM, GA, GN, GW, ML, MR, NE, SN, TD, TG).

Published:

— *without international search report and to be republished upon receipt of that report*

For two-letter codes and other abbreviations, refer to the "Guidance Notes on Codes and Abbreviations" appearing at the beginning of each regular issue of the PCT Gazette.



WO 02/04404 A2

(54) Title: 7,8 AND 9-SUBSTITUTED TETRACYCLINE COMPOUNDS

(57) Abstract: 7,8 and 9-substituted tetracycline compounds, methods of treating tetracycline responsive states, and pharmaceutical compositions containing the 7,8 and 9-substituted tetracycline compounds are described.

7, 8 AND 9-SUBSTITUTED TETRACYCLINE COMPOUNDS

Related Applications

This application claims priority to U.S. Provisional Patent Application Serial No.: 60/216,656, entitled "7, 8 and 9-Substituted Tetracycline Compounds," filed on July 7, 2000. The application is related to International Patent Application Serial No.: PCT/US00/21366, entitled, "8-Substituted Tetracycline Compounds," filed on August 4, 2000. The entire contents of both of these patent applications are hereby incorporated herein by reference.

10

Background of the Invention

The development of the tetracycline antibiotics was the direct result of a systematic screening of soil specimens collected from many parts of the world for evidence of microorganisms capable of producing bactericidal and/or bacteriostatic compositions. The first of these novel compounds was introduced in 1948 under the name chlortetracycline. Two years later, oxytetracycline became available. The elucidation of the chemical structure of these compounds confirmed their similarity and furnished the analytical basis for the production of a third member of this group in 1952, tetracycline. A new family of tetracycline compounds, without the ring-attached methyl group present in earlier tetracyclines, was prepared in 1957 and became publicly available in 1967; and minocycline was in use by 1972.

Recently, research efforts have focused on developing new tetracycline antibiotic compositions effective under varying therapeutic conditions and routes of administration. New tetracycline analogues have also been investigated which may prove to be equal to or more effective than the originally introduced tetracycline compounds. Examples include U.S. Patent Nos. 3,957,980; 3,674,859; 2,980,584; 2,990,331; 3,062,717; 3,557,280; 4,018,889; 4,024,272; 4,126,680; 3,454,697; and 3,165,531. These patents are representative of the range of pharmaceutically active tetracycline and tetracycline analogue compositions.

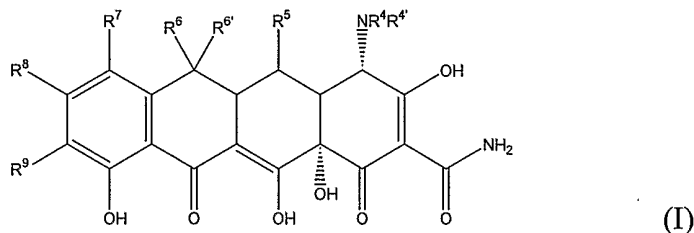
Historically, soon after their initial development and introduction, the tetracyclines were found to be highly effective pharmacologically against rickettsiae; a number of gram-positive and gram-negative bacteria; and the agents responsible for lymphogranuloma venereum, including conjunctivitis, and psittacosis. Hence, tetracyclines became known as "broad spectrum" antibiotics. With the subsequent establishment of their in vitro antimicrobial activity, effectiveness in experimental infections, and pharmacological properties, the tetracyclines as a class rapidly became widely used for therapeutic purposes. However, this widespread use of tetracyclines for both major and minor illnesses and diseases led directly to the emergence of resistance

to these antibiotics even among highly susceptible bacterial species both commensal and pathogenic (e.g., pneumococci and Salmonella). The rise of tetracycline-resistant organisms has resulted in a general decline in use of tetracyclines and tetracycline analogue compositions as antibiotics of choice.

5

Summary of the Invention

The invention pertains, at least in part, to 7-, 8- or 9- substituted tetracycline compounds of the formula:



10

wherein:

R^4 and $R^{4'}$ are each methyl;

R^5 is hydrogen or hydroxyl;

R^6 and $R^{6'}$ are each independently hydrogen, methyl, or hydroxyl;

15 R^7 is hydrogen, lower alkenyl, lower alkynyl, phenyl, halophenyl, acyl, heteroaryl, phenylalkynyl, or dimethylamino; and

R^8 is hydrogen, phenyl, nitrophenyl, halo, or lower alkynyl; and

R^9 is hydrogen, amino, acetamide, or lower alkynyl; and provided that at least one of R^7 , R^8 , or R^9 is not hydrogen; and pharmaceutically acceptable salts thereof.

20

In an embodiment, the tetracycline compound of the invention is a tetracycline derivative wherein R^5 is hydrogen, R^6 is methyl, $R^{6'}$ is hydroxyl, and R^7 is phenyl.

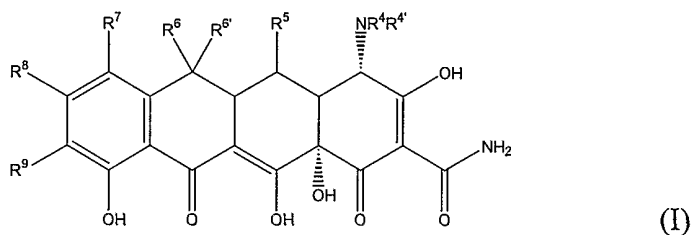
In another embodiment, the tetracycline compound of the invention is a doxycycline derivative, wherein R^5 is hydroxyl, R^6 is methyl, and $R^{6'}$ is hydrogen. In a further embodiment, the doxycycline derivative comprises R^7 groups such as lower
 25 alkenyl (e.g., ethenyl), lower alkynyl (e.g., ethynyl), heteroaryl (e.g., furanyl, dioxenyl, pyrazinyl, or pyridinyl), phenyl, halophenyl or phenylalkynyl. Doxycycline derivatives also may comprise R^8 groups such as hydrogen, halogen (e.g., bromine), lower alkynyl (e.g., ethynyl), phenyl, or nitrophenyl. In certain embodiments, R^7 is ethenyl or ethynyl; and R^8 and R^9 are each hydrogen. In another, R^7 is phenyl, halophenyl or phenylalkynyl;
 30 and R^8 and R^9 are each hydrogen. Alternatively, R^7 is hydrogen, R^8 is halo, phenyl, or nitrophenyl, and R^9 is hydrogen. Further, R^7 may be hydrogen, R^8 phenyl, and R^9 amino.

In another embodiment, the tetracycline compound of the invention is a demeclocycline derivative, wherein R⁵ is hydrogen, R⁶ is hydroxyl, R^{6'} is hydrogen, and R⁷ is phenyl. In another embodiment, the tetracycline compound of the invention is a minocycline derivative wherein R⁵ is hydroxyl, R⁶ is hydrogen, R^{6'} is hydrogen, R⁷ is dimethylamino, and R⁹ is lower alkynyl (e.g., ethynyl).

The invention also pertains to a method for treating a tetracycline responsive state in a mammal, by administering to a mammal a compound of formula I. In another aspect, the invention relates to the use of a compound of formula I to treat a tetracycline responsive state. The invention also pertains to pharmaceutical compositions comprising a compound of formula I, and to the use of a compound of formula I in the manufacture of a medicament to treat a tetracycline responsive state.

Detailed Description of the Invention

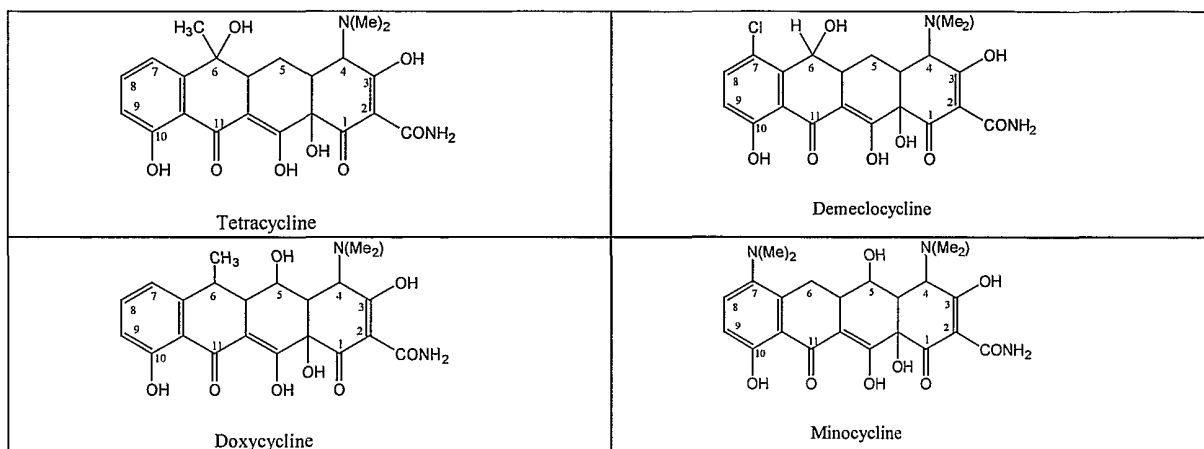
The invention pertains to, at least in part, to 7-, 8- or 9- substituted tetracycline compounds of the formula:



wherein:

- R⁴ and R^{4'} are each methyl;
- R⁵ is hydrogen or hydroxyl;
- R⁶ and R^{6'} are each independently hydrogen, methyl, or hydroxyl;
- R⁷ is hydrogen, lower alkenyl, lower alkynyl, phenyl, halophenyl, acyl, phenylalkynyl, heteroaryl, or dimethylamino; and
- R⁸ is hydrogen, phenyl, nitrophenyl, halo, or lower alkynyl;
- and R⁹ is hydrogen, amino, acetamide, or lower alkynyl; and provided that at least one of R⁷, R⁸, or R⁹ is not hydrogen; and pharmaceutically acceptable salts thereof.

The term "tetracycline compound" includes compounds with a similar ring structure to tetracycline, such as those included in formula I. Some examples of tetracycline compounds which can be modified include a substituent at position 7, 8 or 9 include tetracycline, demeclocycline, sancycline, and doxycycline; however, other derivatives and analogues comprising a similar ring structure are also included. Table 1 depicts the structure of tetracycline, demeclocycline, sancycline, and doxycycline.

TABLE I

The term "7, 8 or 9-substituted tetracycline compounds" includes tetracycline
 5 compounds with at least one substituent at the 7, 8 and/or 9 position, as described in
 formula I. In an embodiment, the substituted tetracycline compound is substituted
 tetracycline derivative (e.g., wherein R⁴ and R^{4'} are methyl, R⁵ is hydrogen, R⁶ is methyl
 and R^{6'} is hydroxyl); substituted doxycycline derivative (e.g., wherein R⁴ and R^{4'} are
 methyl, R⁵ is hydroxyl R⁶ is methyl and R^{6'} is hydrogen); substituted demeclocycline
 10 derivative (e.g., R⁵ is hydrogen, R⁶ is hydroxyl, R^{6'} is hydrogen, R⁷ is chloro and R⁴ and
 R^{4'} are each methyl); or substituted minocycline derivative (wherein R⁴ and R^{4'} are
 methyl; R⁵ is hydrogen and R⁶ and R^{6'} are hydrogen atoms).

In an embodiment, the substituted tetracycline compound of the invention is a
 tetracycline derivative, wherein R⁵ is hydrogen, R⁶ is methyl, R^{6'} is hydroxyl, and R⁷ is
 15 phenyl. Examples of such tetracycline compounds include 7-phenyl tetracycline.

In another embodiment, the substituted tetracycline compound of the invention is
 a doxycycline derivative, wherein R⁵ is hydroxyl, R⁶ is methyl, and R^{6'} is hydrogen.

In an alternate embodiment, doxycycline derivatives of tetracycline compounds
 of the invention include compounds wherein R⁷ is hydrogen, R⁸ is halo, phenyl, or
 20 nitrophenyl, and R⁹ is hydrogen. In another alternate embodiment, R⁷ is hydrogen, R⁸ is
 phenyl or lower alkynyl (e.g., ethynyl), and R⁹ is amino. In yet another alternate
 embodiment, R⁷ and R⁸ are both hydrogen and R⁹ is acetamide.

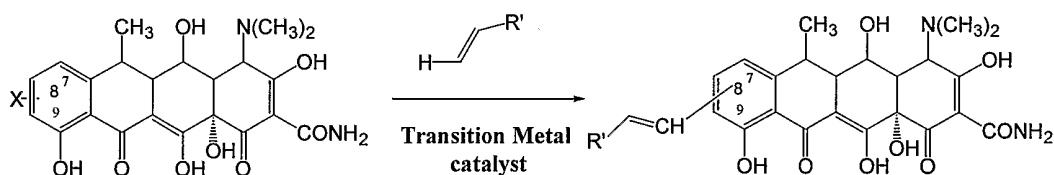
In further embodiments of the invention, the doxycycline derivatives include
 compounds wherein R⁷ is lower alkenyl (e.g., ethenyl), lower alkynyl (e.g., ethynyl),
 25 phenyl, heteroaryl (e.g., furanyl, pyrazinyl, pyridinyl, or dioxenyl), acyl (e.g., lower
 alkyl carbonyl, e.g., methylcarbonyl), halophenyl or phenylalkynyl (e.g.,
 phenylethynyl); and R⁸ and R⁹ are each hydrogen.

Examples of such tetracycline compound which are doxycycline derivatives include 7-ethenyl doxycycline, 7-ethynyl doxycycline, 7-phenyl doxycycline, 7-(4-fluorophenyl) doxycycline, 7-phenylethynyl doxycycline, 9-acetamide doxycycline, 8-phenyl doxycycline, 8-bromo doxycycline, 8-(p-nitrophenyl) doxycycline, 8-ethynyl-9-amino doxycycline, 8-phenyl-9-amino doxycycline, 7-(1,4-dioxenyl) doxycycline, 7-(2-furanyl) doxycycline, 7-(2-pyrazinyl) doxycycline, 7-(2-pyridinyl) doxycycline, and 7-acyl doxycycline.

In another embodiment, the tetracycline compound of the invention is a demeclocycline derivative, wherein R^5 is hydrogen, R^6 is hydroxyl, R^6' is hydrogen, R^7 is phenyl, and R^8 and R^9 are both hydrogen. Examples of demeclocycline derivatives include 7-phenyl demeclocycline.

In another embodiment, the tetracycline compound of the invention is a minocycline derivative, wherein R^5 is hydroxyl, R^6 is hydrogen, R^6' is hydrogen, R^7 is dimethylamino, R^8 is hydrogen, and R^9 is lower alkynyl (e.g., ethynyl). Examples include 9-ethynyl minocycline.

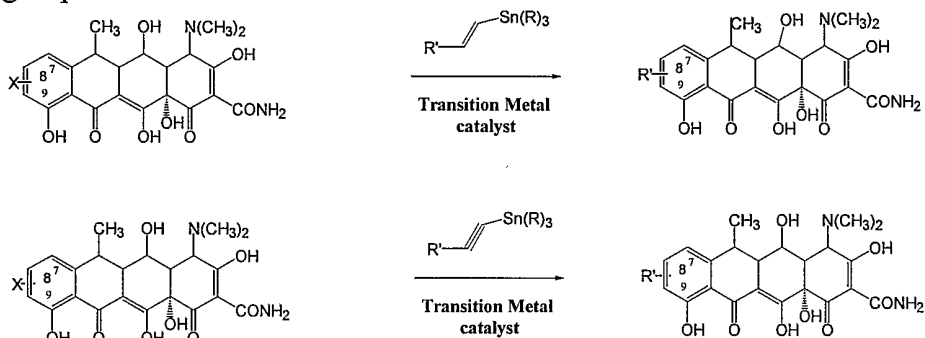
Compounds of the invention can be synthesized by transition metal catalyzed coupling of tetracyclines halogenated at the 7-, 8-, or 9- position. For example, many reactions between aryl halides and various reactive species have been developed using transition metal catalysis. Coupling of aryl halides or triflates with main group organometallics with oxidate addition –transmetallation –reductive elimination reactions has been developed and occurs using a wide range of catalysts, such as $Pd(Pd_3)_4$, $Pd(dba)_2$, $PdCl_2$, $Pd(OAc)_2$, and $PdCl_2(CH_3CN)_2$. Ligands such as PPh_3 or $AsPh_3$ may be added to form catalysts *in situ* with palladium species such as $Pd(dba)_2$ or $PdCl_2$. Furthermore, copper salts, such as $CuCN$ or CuI may also be added to further enhance the reaction. An example of a coupling using a halogenated tetracycline compound is shown in Scheme 1. In Scheme 1, X is bromine or iodine.



SCHEME 1

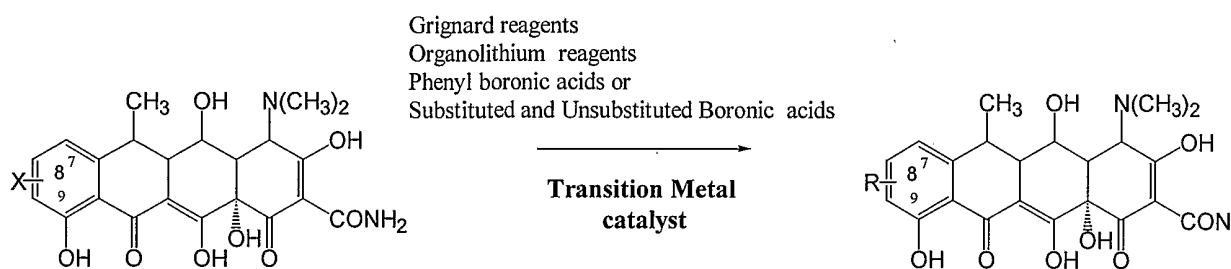
The substituted tetracycline compounds of the invention can be synthesized using organotin reagents, halogenated or triflate tetracycline compounds, and an appropriate catalyst (e.g., palladium). Examples of tin reagents include, for example, ethenyl tributyltin, ethynyl tributyltin, phenyl tributyltin, ethenyl trimethyl tin, ethynyl

trimethyl tin, etc. These Stille type couplings are run by adding the transition metal (e.g., palladium) catalyst to a solution of the halogenated or triflate tetracycline compound and the organotin reagent in polar solvents. Stille type couplings with alkynyl and alkenyl tin reagents are shown in Scheme 2, wherein X is a halogen or a triflate group.



SCHEME 2

Other methods of synthesizing the 7-, 8-, and 9- substituted tetracycline compounds of the invention include coupling halogenated tetracycline compounds to boronic acids using Suzuki type couplings (M. J. Sharp *et al. Tetrahedron Lett.* 28 (1987) 5093; W. Cheng, *et al. Tetrahedron Lett.* 28 (1987) 5097; Alves, A.B. *et al. Tetrahedron Lett.* 29 (1988) 2135; D. Muller, *et al. Tetrahedron Lett.* 32 (1991) 2135), Grignard reagents (K. Tamao *et al. Bull. Chem. Soc. Jpn.* 49 (1976) 1958), or organolithium reagents (S.-I. Murahashi *et al., J. Org. Chem.* 44 (1979) 2408) and a transition metal catalyst, as shown in Scheme 3.



SCHEME 3

8-halogenated tetracycline compounds can be synthesized via azidotetracyclines. The protonolysis of the aryl azides produces 8-halo-9-amino tetracycline in good yield.

The term "alkyl" includes saturated aliphatic groups, including straight-chain alkyl groups (e.g., methyl, ethyl, propyl, butyl, pentyl, hexyl, heptyl, octyl, nonyl, decyl, etc.), branched-chain alkyl groups (isopropyl, tert-butyl, isobutyl, etc.), cycloalkyl (alicyclic) groups (cyclopropyl, cyclopentyl, cyclohexyl, cycloheptyl, cyclooctyl), alkyl-substituted cycloalkyl groups, and cycloalkyl substituted alkyl groups. The term alkyl

further includes alkyl groups, which comprise oxygen, nitrogen, sulfur or phosphorous atoms replacing one or more carbons of the hydrocarbon backbone. In certain embodiments, a straight chain or branched chain alkyl has 6 or fewer carbon atoms in its backbone (e.g., C₁-C₆ for straight chain, C₃-C₆ for branched chain), and more preferably 4 or fewer. Likewise, preferred cycloalkyls have from 3-8 carbon atoms in their ring structure, and more preferably have 5 or 6 carbons in the ring structure. The term C₁-C₆ includes alkyl groups containing 1 to 6 carbon atoms.

Moreover, the term alkyl includes both "unsubstituted alkyls" and "substituted alkyls", the latter of which refers to alkyl moieties having substituents replacing a hydrogen on one or more carbons of the hydrocarbon backbone. Such substituents can include, for example, alkyl, alkenyl, alkynyl, halogen, hydroxyl, alkylcarbonyloxy, arylcarbonyloxy, alkoxy carbonyloxy, aryloxy carbonyloxy, carboxylate, alkylcarbonyl, arylcarbonyl, alkoxy carbonyl, aminocarbonyl, alkylaminocarbonyl, dialkylaminocarbonyl, alkylthiocarbonyl, alkoxy, phosphate, phosphonate, phosphinato, cyano, amino (including alkylamino, dialkylamino, arylamino, diarylamino, and alkylarylamino), acylamino (including alkylcarbonylamino, arylcarbonylamino, carbamoyl and ureido), amidino, imino, sulfhydryl, alkylthio, arylthio, thiocarboxylate, sulfates, alkylsulfinyl, sulfonate, sulfamoyl, sulfonamido, nitro, trifluoromethyl, cyano, azido, heterocyclyl, alkylaryl, or an aromatic or heteroaromatic moiety. Cycloalkyls can be further substituted, e.g., with the substituents described above. An "alkylaryl" or an "aralkyl" moiety is an alkyl substituted with an aryl (e.g., phenylmethyl (benzyl)). The term "alkyl" also includes the side chains of natural and unnatural amino acids.

The term "aryl" includes groups with aromaticity, including 5- and 6-membered single-ring aromatic groups that may include from zero to four heteroatoms as well as polycyclic systems with at least one aromatic ring. Examples of aryl groups include benzene, phenyl, pyrrole, furan, thiophene, thiazole, isothiazole, imidazole, triazole, tetrazole, pyrazole, oxazole, isooxazole, pyridine, pyrazine, pyridazine, and pyrimidine, and the like. Furthermore, the term "aryl" includes polycyclic aryl groups, e.g., tricyclic, bicyclic, e.g., naphthalene, benzoxazole, benzodioxazole, benzothiazole, benzoimidazole, benzothiophene, methylenedioxyphenyl, quinoline, isoquinoline, naphthridine, indole, benzofuran, purine, benzofuran, deazapurine, or indolizine. Those aryl groups having heteroatoms in the ring structure may also be referred to as "aryl heterocycles", "heterocycles," "heteroaryls" or "heteroaromatics". The aromatic ring can be substituted at one or more ring positions with such substituents as described above, as for example, halogen, hydroxyl, alkoxy, alkylcarbonyloxy, arylcarbonyloxy, alkoxy carbonyloxy, aryloxy carbonyloxy, carboxylate, alkylcarbonyl, alkylaminocarbonyl, aralkylaminocarbonyl, alkenylaminocarbonyl, alkylcarbonyl,

arylcarbonyl, aralkylcarbonyl, alkenylcarbonyl, alkoxy carbonyl, aminocarbonyl, alkylthiocarbonyl, phosphate, phosphonate, phosphinate, cyano, amino (including alkylamino, dialkylamino, arylamino, diarylamino, and alkylarylamino), acylamino (including alkylcarbonylamino, arylcarbonylamino, carbamoyl and ureido), amidino, imino, sulfhydryl, alkylthio, arylthio, thiocarboxylate, sulfates, alkylsulfinyl, sulfonate, sulfamoyl, sulfonamido, nitro, trifluoromethyl, cyano, azido, heterocyclyl, alkylaryl, or an aromatic or heteroaromatic moiety. Aryl groups can also be fused or bridged with alicyclic or heterocyclic rings which are not aromatic so as to form a multicyclic system (e.g., tetralin, methylenedioxyphenyl). In a further embodiment, the term "heteroaryl" refers to pyrazinyl, pyridinyl, furanyl, and dioxenyl groups.

The term "alkenyl" includes unsaturated aliphatic groups analogous in length and possible substitution to the alkyls described above, but that contain at least one double bond.

For example, the term "alkenyl" includes straight-chain alkenyl groups (e.g., ethenyl, propenyl, butenyl, pentenyl, hexenyl, heptenyl, octenyl, nonenyl, decenyl, etc.), branched-chain alkenyl groups, cycloalkenyl (alicyclic) groups (cyclopropenyl, cyclopentenyl, cyclohexenyl, cycloheptenyl, cyclooctenyl), alkyl or alkenyl substituted cycloalkenyl groups, and cycloalkyl or cycloalkenyl substituted alkenyl groups. The term alkenyl further includes alkenyl groups which include oxygen, nitrogen, sulfur or phosphorous atoms replacing one or more carbons of the hydrocarbon backbone. In certain embodiments, a straight chain or branched chain alkenyl group has 6 or fewer carbon atoms in its backbone (e.g., C₂-C₆ for straight chain, C₃-C₆ for branched chain). Likewise, cycloalkenyl groups may have from 3-8 carbon atoms in their ring structure, and more preferably have 5 or 6 carbons in the ring structure. The term C₂-C₆ includes alkenyl groups containing 2 to 6 carbon atoms.

Moreover, the term alkenyl includes both "unsubstituted alkenyls" and "substituted alkenyls", the latter of which refers to alkenyl moieties having substituents replacing a hydrogen on one or more carbons of the hydrocarbon backbone. Such substituents can include, for example, alkyl groups, alkynyl groups, halogens, hydroxyl, alkylcarbonyloxy, arylcarbonyloxy, alkoxy carbonyloxy, aryloxy carbonyloxy, carboxylate, alkylcarbonyl, arylcarbonyl, alkoxy carbonyl, aminocarbonyl, alkylaminocarbonyl, dialkylaminocarbonyl, alkylthiocarbonyl, alkoxy, phosphate, phosphonate, phosphinate, cyano, amino (including alkylamino, dialkylamino, arylamino, diarylamino, and alkylarylamino), acylamino (including alkylcarbonylamino, arylcarbonylamino, carbamoyl and ureido), amidino, imino, sulfhydryl, alkylthio, arylthio, thiocarboxylate, sulfates, alkylsulfinyl, sulfonate, sulfamoyl, sulfonamido, nitro, trifluoromethyl, cyano, azido, heterocyclyl, alkylaryl, or an aromatic or

heteroaromatic moiety. In a further embodiment, the term "lower alkenyl" refers to moieties with 2-5 carbons. Advantageous lower alkenyl groups include ethenyl groups.

The term "alkynyl" includes unsaturated aliphatic groups analogous in length and possible substitution to the alkyls described above, but which contain at least one triple
5 bond.

For example, the term "alkynyl" includes straight-chain alkynyl groups (e.g., ethynyl, propynyl, butynyl, pentynyl, hexynyl, heptynyl, octynyl, nonynyl, decynyl, etc.), branched-chain alkynyl groups, and cycloalkyl or cycloalkenyl substituted alkynyl groups. The term alkynyl further includes alkynyl groups which include oxygen,
10 nitrogen, sulfur or phosphorous atoms replacing one or more carbons of the hydrocarbon backbone. In certain embodiments, a straight chain or branched chain alkynyl group has 6 or fewer carbon atoms in its backbone (e.g., C₂-C₆ for straight chain, C₃-C₆ for branched chain). The term C₂-C₆ includes alkynyl groups containing 2 to 6 carbon atoms.

Moreover, the term alkynyl includes both "unsubstituted alkynyls" and "substituted alkynyls", the latter of which refers to alkynyl moieties having substituents replacing a hydrogen on one or more carbons of the hydrocarbon backbone. Such substituents can include, for example, alkyl groups, alkynyl groups, halogens, hydroxyl, alkylcarbonyloxy, arylcarbonyloxy, alkoxy carbonyloxy, aryloxy carbonyloxy,
20 carboxylate, alkylcarbonyl, arylcarbonyl, alkoxy carbonyl, aminocarbonyl, alkylaminocarbonyl, dialkylaminocarbonyl, alkylthiocarbonyl, alkoxy, phosphate, phosphonate, phosphinate, cyano, amino (including alkylamino, dialkylamino, arylamino, diarylamino, and alkylarylamino), acylamino (including alkylcarbonylamino, arylcarbonylamino, carbamoyl and ureido), amidino, imino, sulfhydryl, alkylthio,
25 arylthio, thiocarboxylate, sulfates, alkylsulfinyl, sulfonate, sulfamoyl, sulfonamido, nitro, trifluoromethyl, cyano, azido, heterocyclyl, alkylaryl, or an aromatic or heteroaromatic moiety.

Unless the number of carbons is otherwise specified, "lower alkyl" as used herein means an alkyl group, as defined above, but having from one to five carbon atoms in its
30 backbone structure, e.g., methyl, ethyl, propyl, butyl and pentyl. "Lower alkenyl" and "lower alkynyl" have chain lengths of, for example, 2-5 carbon atoms, e.g., ethenyl, ethynyl, propenyl, propynyl, butenyl, butynyl, pentenyl, and pentynyl.

The term "acyl" includes compounds and moieties which contain the acyl radical (CH₃CO-) or a carbonyl group. The term "substituted acyl" includes acyl groups where
35 one or more of the hydrogen atoms are replaced by for example, alkyl groups, alkynyl groups, halogens, hydroxyl, alkylcarbonyloxy, arylcarbonyloxy, alkoxy carbonyloxy, aryloxy carbonyloxy, carboxylate, alkylcarbonyl, arylcarbonyl, alkoxy carbonyl, aminocarbonyl, alkylaminocarbonyl, dialkylaminocarbonyl, alkylthiocarbonyl, alkoxy,

phosphate, phosphonato, phosphinato, cyano, amino (including alkylamino, dialkylamino, arylamino, diarylamino, and alkylarylamino), acylamino (including alkylcarbonylamino, arylcarbonylamino, carbamoyl and ureido), amidino, imino, sulfhydryl, alkylthio, arylthio, thiocarboxylate, sulfates, alkylsulfinyl, sulfonato, sulfamoyl, sulfonamido, nitro, trifluoromethyl, cyano, azido, heterocyclyl, alkylaryl, or an aromatic or heteroaromatic moiety.

The term "acylamino" includes moieties wherein an acyl moiety is bonded to an amino group. For example, the term includes alkylcarbonylamino, arylcarbonylamino, carbamoyl and ureido groups.

The term "aroyl" includes compounds and moieties with an aryl or heteroaromatic moiety bound to a carbonyl group. Examples of aroyl groups include phenylcarboxy, naphthyl carboxy, etc.

The terms "alkoxyalkyl", "alkylaminoalkyl" and "thioalkoxyalkyl" include alkyl groups, as described above, which further include oxygen, nitrogen or sulfur atoms replacing one or more carbons of the hydrocarbon backbone, e.g., oxygen, nitrogen or sulfur atoms.

The term "alkoxy" includes substituted and unsubstituted alkyl, alkenyl, and alkynyl groups covalently linked to an oxygen atom. Examples of alkoxy groups include methoxy, ethoxy, isopropoxy, propoxy, butoxy, and pentoxy groups.

Examples of substituted alkoxy groups include halogenated alkoxy groups. The alkoxy groups can be substituted with groups such as alkenyl, alkynyl, halogen, hydroxyl, alkylcarbonyloxy, arylcarbonyloxy, alkoxy carbonyloxy, aryloxy carbonyloxy, carboxylate, alkylcarbonyl, arylcarbonyl, alkoxy carbonyl, aminocarbonyl, alkylaminocarbonyl, dialkylaminocarbonyl, alkylthiocarbonyl, alkoxy, phosphate, phosphonato, phosphinato, cyano, amino (including alkylamino, dialkylamino, arylamino, diarylamino, and alkylarylamino), acylamino (including alkylcarbonylamino, arylcarbonylamino, carbamoyl and ureido), amidino, imino, sulfhydryl, alkylthio, arylthio, thiocarboxylate, sulfates, alkylsulfinyl, sulfonato, sulfamoyl, sulfonamido, nitro, trifluoromethyl, cyano, azido, heterocyclyl, alkylaryl, or an aromatic or heteroaromatic moieties. Examples of halogen substituted alkoxy groups include, but are not limited to, fluoromethoxy, difluoromethoxy, trifluoromethoxy, chloromethoxy, dichloromethoxy, trichloromethoxy, etc.

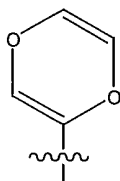
The term "amide" or "aminocarboxy" includes compounds or moieties which contain a nitrogen atom which is bound to the carbon of a carbonyl or a thiocarbonyl group. The term includes "alkaminocarboxy" groups which include alkyl, alkenyl, or alkynyl groups bound to an amino group bound to a carboxy group. It includes arylaminocarboxy groups which include aryl or heteroaryl moieties bound to an amino group which is bound to the carbon of a carbonyl or thiocarbonyl group. The terms

“alkylaminocarboxy,” “alkenylaminocarboxy,” “alkynylaminocarboxy,” and “arylamino-carboxy” include moieties wherein alkyl, alkenyl, alkynyl and aryl moieties, respectively, are bound to a nitrogen atom which is in turn bound to the carbon of a carbonyl group.

5 The term “amine” or “amino” includes compounds where a nitrogen atom is covalently bonded to at least one carbon or heteroatom. The term “alkylamino” includes groups and compounds wherein the nitrogen is bound to at least one additional alkyl group. The term “dialkylamino” includes groups wherein the nitrogen atom is bound to at least two additional alkyl groups. The term “arylamino” and “diarylamino” include
10 groups wherein the nitrogen is bound to at least one or two aryl groups, respectively. The term “alkylarylamino,” “alkylaminoaryl” or “arylaminoalkyl” refers to an amino group which is bound to at least one alkyl group and at least one aryl group. The term “alkaminoalkyl” refers to an alkyl, alkenyl, or alkynyl group bound to a nitrogen atom which is also bound to an alkyl group.

15 The term “carbonyl” or “carboxy” includes compounds and moieties which contain a carbon connected with a double bond to an oxygen atom. Examples of moieties which contain a carbonyl include aldehydes, ketones, carboxylic acids, amides, esters, anhydrides, etc.

The term “dioxenyl” refers to moieties of the formula:



20 The term “ester” includes compounds and moieties which contain a carbon or a heteroatom bound to an oxygen atom which is bonded to the carbon of a carbonyl group. The term “ester” includes alkoxy-carboxy groups such as methoxycarbonyl, ethoxycarbonyl, propoxycarbonyl, butoxycarbonyl, pentoxycarbonyl, etc. The alkyl,
25 alkyl, or alkynyl groups are as defined above.

The term “ether” includes compounds or moieties which contain an oxygen bonded to two different carbon atoms or heteroatoms. For example, the term includes “alkoxyalkyl” which refers to an alkyl, alkenyl, or alkynyl group covalently bonded to an oxygen atom which is covalently bonded to another alkyl group.

30 The term “halo” includes, for example, substituents such as chlorine, fluorine, bromine, or iodine, as well as mono-, di- or tri- halogenated lower alkyl group, e.g., mono-, di- or tri- halogenated methyl groups. In certain embodiments, the halo substitution of the phenyl substituent enhances the ability of the tetracycline compound to perform its intended function, e.g., treat tetracycline responsive states.

pharmacokinetics for a particular compound. For example, a hydroxyl group, can be esterified, *e.g.*, with a carboxylic acid group to yield an ester. When the ester is administered to a subject, the ester is cleaved, enzymatically or non-enzymatically, reductively or hydrolytically, to reveal the hydroxyl group.

5 The term "prodrug moiety" includes moieties which can be metabolized *in vivo* to a hydroxyl group and moieties which may advantageously remain esterified *in vivo*. Preferably, the prodrugs moieties are metabolized *in vivo* by esterases or by other mechanisms to hydroxyl groups or other advantageous groups. Examples of prodrugs and their uses are well known in the art (See, *e.g.*, Berge et al. (1977) "Pharmaceutical
10 Salts", *J. Pharm. Sci.* 66:1-19). The prodrugs can be prepared *in situ* during the final isolation and purification of the compounds, or by separately reacting the purified compound in its free acid form or hydroxyl with a suitable esterifying agent. Hydroxyl groups can be converted into esters *via* treatment with a carboxylic acid. Examples of prodrug moieties include substituted and unsubstituted, branch or unbranched lower
15 alkyl ester moieties, (*e.g.*, propionic acid esters), lower alkenyl esters, di-lower alkyl-amino lower-alkyl esters (*e.g.*, dimethylaminoethyl ester), acylamino lower alkyl esters (*e.g.*, acetyloxymethyl ester), acyloxy lower alkyl esters (*e.g.*, pivaloyloxymethyl ester), aryl esters (phenyl ester), aryl-lower alkyl esters (*e.g.*, benzyl ester), substituted (*e.g.*, with methyl, halo, or methoxy substituents) aryl and aryl-lower alkyl esters, amides,
20 lower-alkyl amides, di-lower alkyl amides, and hydroxy amides. Preferred prodrug moieties are propionic acid esters and acyl esters.

 The invention also features a method for treating a tetracycline compound responsive state in a subject, by administering to the subject a 7-, 8-, or 9- substituted tetracycline compound of the invention, *e.g.*, a compound of formula I. Preferably, an
25 effective amount of the tetracycline compound is administered. Examples of 7, 8 or 9-substituted tetracycline compounds of the invention include 7-phenyl tetracycline, 7-ethenyl doxycycline 7-ethynyl doxycycline, 7-phenyl doxycycline, 7-(4-fluorophenyl) doxycycline, 7-phenylethynyl doxycycline, 9-acetamide doxycycline, 8-phenyl doxycycline, 8-bromo doxycycline, 8-(*p*-nitrophenyl) doxycycline, 8-ethynyl-9-amino
30 doxycycline, 8-phenyl-9-amino doxycycline, 7-phenyl demeclocycline, and 9-ethynyl minocycline, 7-(1,4-dioxenyl) doxycycline, 7-(2-furanyl) doxycycline, 7-(2-pyrazinyl) doxycycline, 7-(2-pyridinyl) doxycycline, and 7-acetyl doxycycline.

 The language "tetracycline compound responsive state" includes states which can be treated, prevented, or otherwise ameliorated by the administration of a
35 tetracycline compound of the invention. Tetracycline compound responsive states include bacterial infections (including those which are resistant to other tetracycline compounds), cancer, diabetes, and other states for which tetracycline compounds have been found to be active (see, for example, U.S. Patent Nos. 5,789,395; 5,834,450; and

5,532,227, incorporated herein by reference). Compounds of the invention can be used to prevent or control important mammalian and veterinary diseases such as diarrhea, urinary tract infections, infections of skin and skin structure, ear, nose and throat infections, wound infection, mastitis and the like. In addition, methods for treating neoplasms using tetracycline compounds of the invention are also included (van der Bozert et al., *Cancer Res.*, 48:6686-6690 (1988)).

Bacterial infections may be caused by a wide variety of gram positive and gram negative bacteria. The compounds of the invention are useful as antibiotics against organisms which are resistant to other tetracycline compounds. The antibiotic activity of the tetracycline compounds of the invention may be determined using the method discussed in Example 2, or by using the in vitro standard broth dilution method described in Waitz, J.A., *National Commission for Clinical Laboratory Standards, Document M7-A2*, vol. 10, no. 8, pp. 13-20, 2nd edition, Villanova, PA (1990).

The tetracycline compounds may also be used to treat infections traditionally treated with tetracycline compounds such as, for example, rickettsiae; a number of gram-positive and gram-negative bacteria; and the agents responsible for lymphogranuloma venereum, inclusion conjunctivitis, psittacosis. The tetracycline compounds may be used to treat infections of, e.g., *K. pneumoniae*, *Salmonella*, *E. hirae*, *A. baumannii*, *B. catarrhalis*, *H. influenzae*, *P. aeruginosa*, *E. faecium*, *E. coli*, *S. aureus* or *E. faecalis*. In one embodiment, the tetracycline compound is used to treat a bacterial infection that is resistant to other tetracycline antibiotic compounds. The tetracycline compound of the invention may be administered with a pharmaceutically acceptable carrier.

The language "effective amount" of the compound is that amount necessary or sufficient to treat or prevent a tetracycline compound responsive state. The effective amount can vary depending on such factors as the size and weight of the subject, the type of illness, or the particular tetracycline compound. For example, the choice of the tetracycline compound can affect what constitutes an "effective amount". One of ordinary skill in the art would be able to study the aforementioned factors and make the determination regarding the effective amount of the tetracycline compound without undue experimentation.

The invention also pertains to methods of treatment against microorganism infections and associated diseases. The methods include administration of an effective amount of one or more tetracycline compounds to a subject. The subject can be either a plant or, advantageously, an animal, e.g., a mammal, e.g., a human.

In the therapeutic methods of the invention, one or more tetracycline compounds of the invention may be administered alone to a subject, or more typically a compound of the invention will be administered as part of a pharmaceutical composition in mixture with conventional excipient, i.e., pharmaceutically acceptable organic or inorganic

carrier substances suitable for parenteral, oral or other desired administration and which do not deleteriously react with the active compounds and are not deleterious to the recipient thereof.

In one embodiment, the pharmaceutical composition comprises a 7-, 8 or 9-substituted tetracycline compound of the invention, e.g., of formula I. In a further
5 substituted tetracycline compound is 7-phenyl tetracycline, 7-ethynyl doxycycline, 7-ethynyl doxycycline, 7-phenyl doxycycline, 7-(4-fluorophenyl) doxycycline, 7-phenylethynyl doxycycline, 9-acetamide doxycycline, 8-phenyl doxycycline, 8-bromo doxycycline, 8-(p-nitrophenyl) doxycycline, 8-ethynyl-9-amino
10 doxycycline, 8-phenyl-9-amino doxycycline, 7-phenyl demeclocycline, and 9-ethynyl minocycline, 7-(1,4-dioxenyl) doxycycline, 7-(2-furanyl) doxycycline, 7-(2-pyrazinyl) doxycycline, 7-(2-pyridinyl) doxycycline, or 7-acetyl doxycycline.

The language "pharmaceutically acceptable carrier" includes substances capable of being coadministered with the tetracycline compound(s), and which allow both to
15 perform their intended function, e.g., treat or prevent a tetracycline compound responsive state. Suitable pharmaceutically acceptable carriers include but are not limited to water, salt solutions, alcohol, vegetable oils, polyethylene glycols, gelatin, lactose, amylose, magnesium stearate, talc, silicic acid, viscous paraffin, perfume oil, fatty acid monoglycerides and diglycerides, petroethral fatty acid esters, hydroxymethyl-
20 cellulose, polyvinylpyrrolidone, etc. The pharmaceutical preparations can be sterilized and if desired mixed with auxiliary agents, e.g., lubricants, preservatives, stabilizers, wetting agents, emulsifiers, salts for influencing osmotic pressure, buffers, colorings, flavorings and/or aromatic substances and the like which do not deleteriously react with the active compounds of the invention.

The tetracycline compounds of the invention that are basic in nature are capable of forming a wide variety of salts with various inorganic and organic acids. The acids that may be used to prepare pharmaceutically acceptable acid addition salts of the tetracycline compounds of the invention that are basic in nature are those that form non-toxic acid addition salts, i.e., salts containing pharmaceutically acceptable anions, such
30 as the hydrochloride, hydrobromide, hydroiodide, nitrate, sulfate, bisulfate, phosphate, acid phosphate, isonicotinate, acetate, lactate, salicylate, citrate, acid citrate, tartrate, pantothenate, bitartrate, ascorbate, succinate, maleate, gentisinate, fumarate, gluconate, glucuronate, saccharate, formate, benzoate, glutamate, methanesulfonate, ethanesulfonate, benzenesulfonate, p-toluenesulfonate and palmoate [i.e., 1,1'-
35 methylene-bis-(2-hydroxy-3-naphthoate)] salts. Although such salts must be pharmaceutically acceptable for administration to a subject, e.g., a mammal, it is often desirable in practice to initially isolate a tetracycline compound of the invention from the reaction mixture as a pharmaceutically unacceptable salt and then simply convert the

latter back to the free base compound by treatment with an alkaline reagent and subsequently convert the latter free base to a pharmaceutically acceptable acid addition salt. The acid addition salts of the base compounds of this invention are readily prepared by treating the base compound with a substantially equivalent amount of the
5 chosen mineral or organic acid in an aqueous solvent medium or in a suitable organic solvent, such as methanol or ethanol. Upon careful evaporation of the solvent, the desired solid salt is readily obtained. The preparation of other tetracycline compounds of the invention not specifically described in the foregoing experimental section can be accomplished using combinations of the reactions described above that will be apparent
10 to those skilled in the art.

The preparation of other tetracycline compounds of the invention not specifically described in the foregoing experimental section can be accomplished using combinations of the reactions described above that will be apparent to those skilled in the art.

15 The tetracycline compounds of the invention that are acidic in nature are capable of forming a wide variety of base salts. The chemical bases that may be used as reagents to prepare pharmaceutically acceptable base salts of those tetracycline compounds of the invention that are acidic in nature are those that form non-toxic base salts with such compounds. Such non-toxic base salts include, but are not limited to those derived from
20 such pharmaceutically acceptable cations such as alkali metal cations (e.g., potassium and sodium) and alkaline earth metal cations (e.g., calcium and magnesium), ammonium or water-soluble amine addition salts such as N-methylglucamine-(meglumine), and the lower alkanolammonium and other base salts of pharmaceutically acceptable organic amines. The pharmaceutically acceptable base addition salts of tetracycline compounds
25 of the invention that are acidic in nature may be formed with pharmaceutically acceptable cations by conventional methods. Thus, these salts may be readily prepared by treating the tetracycline compound of the invention with an aqueous solution of the desired pharmaceutically acceptable cation and evaporating the resulting solution to dryness, preferably under reduced pressure. Alternatively, a lower alkyl alcohol solution
30 of the tetracycline compound of the invention may be mixed with an alkoxide of the desired metal and the solution subsequently evaporated to dryness.

The preparation of other tetracycline compounds of the invention not specifically described in the foregoing experimental section can be accomplished using combinations of the reactions described above that will be apparent to those skilled in
35 the art.

The tetracycline compounds of the invention and pharmaceutically acceptable salts thereof can be administered via either the oral, parenteral or topical routes. In general, these compounds are most desirably administered in effective dosages,

depending upon the weight and condition of the subject being treated and the particular route of administration chosen. Variations may occur depending upon the species of the subject being treated and its individual response to said medicament, as well as on the type of pharmaceutical formulation chosen and the time period and interval at which
5 such administration is carried out.

The pharmaceutical compositions of the invention may be administered alone or in combination with other known compositions for treating tetracycline responsive states in a mammal. Preferred mammals include pets (e.g., cats, dogs, ferrets, etc.), farm animals (cows, sheep, pigs, horses, goats, etc.), lab animals (rats, mice, monkeys, etc.),
10 and primates (chimpanzees, humans, gorillas). The language "in combination with" a known composition is intended to include simultaneous administration of the composition of the invention and the known composition, administration of the composition of the invention first, followed by the known composition and administration of the known composition first, followed by the composition of the
15 invention. Any of the therapeutically composition known in the art for treating tetracycline responsive states can be used in the methods of the invention.

The compounds of the invention may be administered alone or in combination with pharmaceutically acceptable carriers or diluents by any of the routes previously mentioned, and the administration may be carried out in single or multiple doses. For
20 example, the novel therapeutic agents of this invention can be administered advantageously in a wide variety of different dosage forms, i.e., they may be combined with various pharmaceutically acceptable inert carriers in the form of tablets, capsules, lozenges, troches, hard candies, powders, sprays, creams, salves, suppositories, jellies, gels, pastes, lotions, ointments, aqueous suspensions, injectable solutions, elixirs,
25 syrups, and the like. Such carriers include solid diluents or fillers, sterile aqueous media and various non-toxic organic solvents, etc. Moreover, oral pharmaceutical compositions can be suitably sweetened and/or flavored. In general, the therapeutically-effective compounds of this invention are present in such dosage forms at concentration levels ranging from about 5.0% to about 70% by weight.

For oral administration, tablets containing various excipients such as microcrystalline cellulose, sodium citrate, calcium carbonate, dicalcium phosphate and glycine may be employed along with various disintegrants such as starch (and preferably corn, potato or tapioca starch), alginic acid and certain complex silicates, together with
30 granulation binders like polyvinylpyrrolidone, sucrose, gelatin and acacia. Additionally, lubricating agents such as magnesium stearate, sodium lauryl sulfate and talc are often very useful for tableting purposes. Solid compositions of a similar type may also be employed as fillers in gelatin capsules; preferred materials in this connection also
35 include lactose or milk sugar as well as high molecular weight polyethylene glycols.

When aqueous suspensions and/or elixirs are desired for oral administration, the active ingredient may be combined with various sweetening or flavoring agents, coloring matter or dyes, and, if so desired, emulsifying and/or suspending agents as well, together with such diluents as water, ethanol, propylene glycol, glycerin and various like combinations thereof.

For parenteral administration (including intraperitoneal, subcutaneous, intravenous, intradermal or intramuscular injection), solutions of a therapeutic compound of the present invention in either sesame or peanut oil or in aqueous propylene glycol may be employed. The aqueous solutions should be suitably buffered (preferably pH greater than 8) if necessary and the liquid diluent first rendered isotonic. These aqueous solutions are suitable for intravenous injection purposes. The oily solutions are suitable for intraarticular, intramuscular and subcutaneous injection purposes. The preparation of all these solutions under sterile conditions is readily accomplished by standard pharmaceutical techniques well known to those skilled in the art. For parenteral application, examples of suitable preparations include solutions, preferably oily or aqueous solutions as well as suspensions, emulsions, or implants, including suppositories. Therapeutic compounds may be formulated in sterile form in multiple or single dose formats such as being dispersed in a fluid carrier such as sterile physiological saline or 5% saline dextrose solutions commonly used with injectables.

Additionally, it is also possible to administer the compounds of the present invention topically when treating inflammatory conditions of the skin. Examples of methods of topical administration include transdermal, buccal or sublingual application. For topical applications, therapeutic compounds can be suitably admixed in a pharmacologically inert topical carrier such as a gel, an ointment, a lotion or a cream. Such topical carriers include water, glycerol, alcohol, propylene glycol, fatty alcohols, triglycerides, fatty acid esters, or mineral oils. Other possible topical carriers are liquid petrolatum, isopropylpalmitate, polyethylene glycol, ethanol 95%, polyoxyethylene monolaurate 5% in water, sodium lauryl sulfate 5% in water, and the like. In addition, materials such as anti-oxidants, humectants, viscosity stabilizers and the like also may be added if desired.

For enteral application, particularly suitable are tablets, dragees or capsules having talc and/or carbohydrate carrier binder or the like, the carrier preferably being lactose and/or corn starch and/or potato starch. A syrup, elixir or the like can be used wherein a sweetened vehicle is employed. Sustained release compositions can be formulated including those wherein the active component is protected with differentially degradable coatings, e.g., by microencapsulation, multiple coatings, etc.

In addition to treatment of human subjects, the therapeutic methods of the invention also will have significant veterinary applications, e.g. for treatment of livestock such as cattle, sheep, goats, cows, swine and the like; poultry such as chickens, ducks, geese, turkeys and the like; horses; and pets such as dogs and cats. Also, the compounds of the invention may be used to treat non-animal subjects, such as plants.

It will be appreciated that the actual preferred amounts of active compounds used in a given therapy will vary according to the specific compound being utilized, the particular compositions formulated, the mode of application, the particular site of administration, etc. Optimal administration rates for a given protocol of administration can be readily ascertained by those skilled in the art using conventional dosage determination tests conducted with regard to the foregoing guidelines.

In general, compounds of the invention for treatment can be administered to a subject in dosages used in prior tetracycline therapies. See, for example, the *Physicians' Desk Reference*. For example, a suitable effective dose of one or more compounds of the invention will be in the range of from 0.01 to 100 milligrams per kilogram of body weight of recipient per day, preferably in the range of from 0.1 to 50 milligrams per kilogram body weight of recipient per day, more preferably in the range of 1 to 20 milligrams per kilogram body weight of recipient per day. The desired dose is suitably administered once daily, or several sub-doses, e.g. 2 to 5 sub-doses, are administered at appropriate intervals through the day, or other appropriate schedule.

It will also be understood that normal, conventionally known precautions will be taken regarding the administration of tetracyclines generally to ensure their efficacy under normal use circumstances. Especially when employed for therapeutic treatment of humans and animals *in vivo*, the practitioner should take all sensible precautions to avoid conventionally known contradictions and toxic effects. Thus, the conventionally recognized adverse reactions of gastrointestinal distress and inflammations, the renal toxicity, hypersensitivity reactions, changes in blood, and impairment of absorption through aluminum, calcium, and magnesium ions should be duly considered in the conventional manner.

Furthermore, the invention also pertains to the use of a tetracycline compound of formula I, for the preparation of a medicament. The medicament may include a pharmaceutically acceptable carrier and the tetracycline compound is an effective amount, e.g., an effective amount to treat a tetracycline responsive state.

In yet another embodiment, the invention also pertains to the use of a tetracycline compound of formula I to treat a tetracycline responsive state, e.g., in a subject, e.g., a mammal, e.g., a human.

Compounds of the invention may be made as described below, with modifications to the procedure below within the skill of those of ordinary skill in the art.

EXAMPLE 1: Synthesis of 7-, 8- and 9- Substituted Tetracycline Compounds

5

7- and 9- Iodo Tetracycline Compounds

Five grams of a tetracycline compound was dissolved in 85 mL of concentrated sulfuric acid that was cooled to 0°C (on ice). N-iodosuccinimide (NIS) was added to the reaction in 300 mg portions every 15 minutes. The reaction proceeded for 5 hours before being removed from the ice bath. The reaction mixture was then analyzed by HPLC and TLC, showed the product of D-ring iodotetracyclines. After the reaction was complete, the sulfuric acid was dripped slowly 1 L of ice water and extracted 7 times with 300 mL of n-butanol. The solvent was removed *in vacuo* to produce a mixture of three products. The 7- iodo regioisomer, 9-regioisomer and 7,9-diiodo tetracycline compound derivatives were purified by preparative HPLC chromatography and by methods known in the art.

10
15

9-NO₂ Doxycycline

1.0g of doxycycline HCl was dissolved in concentrated H₂SO₄ (5 ml) and NaNO₃ (1.1 eq) was added over 1 minute. The reaction was stirred for 1 hour and subsequently dripped into cold, rapidly stirred ether (500 ml). The precipitate was washed with ether and dried in vacuum to yield 9-NO₂ doxycycline without further purification.

20

9-NH₂ Doxycycline:

9-NO₂ doxycycline (1g) was dissolved in methanol (50 ml) and poured into a Parr apparatus with 100 mg of 10% Pd/C. The reaction was charged with H₂ and shaken for 2 hours. The 9-amino doxycycline was separated by preparative apic purification to produce 9-NH₂ doxycycline and 7-NH₂ doxycycline in a 7:2 ratio.

25

9-N₂ Doxycycline

9-NH₂ doxycycline (1.5g) was dissolved in 50 ml of 0.1N methanol HCl and 2.2 ml of butyl nitrate was subsequently added. The reaction was stirred for 1 hour, then the product was precipitated in 400 mL of dry ether to produce the 9-diazonium salt of doxycycline

30
35

9-Azido Doxycycline

Sodium azide (0.126 g) was added to a warm 0.1 N methanol/HCl solution of the 9-diazonium salt (1 g). The mixture was then stirred at room temperature for 4 hours and the product was obtained by precipitation into diethyl ether. The solid was collected to yield 87% of the desired product (9-azido doxycycline).

9-NH₂-8-Bromo Doxycycline

0.5g of 9-azido doxycycline was added to 10mL of HBr in acetic acid (30 wt %) and the reaction was stirred at room temperature for 1 hour. The product was obtained as a yellow powder in 56% yield by preparative C18 HPLC.

8-Bromo Doxycycline

100mg of 9-amino-8-bromo doxycycline was reacted with 1.1g of butyl nitrate in 0.1N HCl to produce the 9-diazonium salt of the 8-bromo doxycycline. The reaction was treated with phosphoric acid to yield the product as crude solid. Preparative HPLC produced the product as a yellow solid in 64% yield.

7-Phenyl Tetracycline

7-iodotetracycline (0.37mmol), 30mg Pd(PPh₃)₂Cl₂, 10mg AsPh₃, and 6mg of CuI was dissolved in 25ml of toluene with stirring. Phenyl tri-n-butyltin (0.050 mL) was added and the solution was refluxed for 6 hours under nitrogen. The solution was then cooled to room temperature, filtered, the solvent removed and the crude residue purified by preparative thin layer chromatography.

Example 2: *In vitro* Minimum Inhibitory Concentration (MIC) Assay

The following assay is used to determine the efficacy of tetracycline compounds against common bacteria. 2 mg of each compound is dissolved in 100 µl of DMSO. The solution is then added to cation-adjusted Mueller Hinton broth (CAMHB), which results in a final compound concentration of 200 µg per ml. The tetracycline compound solutions are diluted to 50 µL volumes, with a test compound concentration of .098 µg/ml. Optical density (OD) determinations are made from fresh log-phase broth cultures of the test strains. Dilutions are made to achieve a final cell density of 1x10⁶ CFU/ml. At OD=1, cell densities for different genera should be approximately:

	<i>E. coli</i>	1x10 ⁹ CFU/ml
35	<i>S. aureus</i>	5x10 ⁸ CFU/ml
	<i>Enterococcus sp.</i>	2.5x10 ⁹ CFU/ml

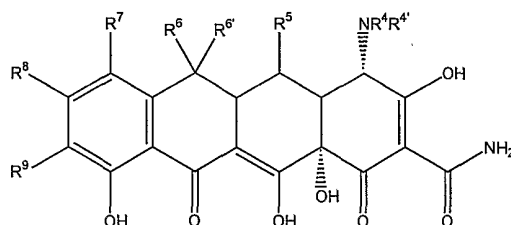
50 μ l of the cell suspensions are added to each well of microtiter plates. The final cell density should be approximately 5×10^5 CFU/ml. These plates are incubated at 35°C in an ambient air incubator for approximately 18 hr. The plates are read with a microplate reader and are visually inspected when necessary. The MIC is defined as the
5 lowest concentration of the tetracycline compound that inhibits growth.

EQUIVALENTS

Those skilled in the art will recognize, or be able to ascertain using no more than routine experimentation, numerous equivalents to the specific procedures described
10 herein. Such equivalents are considered to be within the scope of the present invention and are covered by the following claims. The contents of all references, issued patents, and published patent applications cited throughout this application are hereby incorporated by reference. The appropriate components, processes, and methods of
15 those patents, applications and other documents may be selected for the present invention and embodiments thereof.

CLAIMS

1. A 7-, 8- or 9- substituted tetracycline compound of the formula:



5

(I)

wherein:

- R⁴ and R^{4'} are each methyl;
 R⁵ is hydrogen or hydroxyl;
 10 R⁶ and R^{6'} are each independently hydrogen, methyl, or hydroxyl;
 R⁷ is hydrogen, lower alkenyl, lower alkynyl, phenyl, halophenyl, acyl, phenylalkynyl, heteroaryl, or dimethylamino; and
 R⁸ is hydrogen, phenyl, nitrophenyl, halo, or lower alkynyl;
 and R⁹ is hydrogen, amino, acetamide, or lower alkynyl; and provided
 15 that at least one of R⁷, R⁸, or R⁹ is not hydrogen; and pharmaceutically acceptable salts thereof.

2. The compound of claim 1, wherein R⁵ is hydrogen, R⁶ is methyl, R^{6'} is hydroxyl, R⁷ is phenyl, and R⁸ and R⁹ are each hydrogen.

20

3. The compound of claim 1, wherein R⁵ is hydroxyl, R⁶ is methyl, and R^{6'} is hydrogen.

4. The compound of claim 3, wherein R⁷ is ethenyl, ethynyl, phenyl, halophenyl, acyl, phenylethynyl, furanyl, dioxenyl, pyrazinyl, or pyridinyl, and R⁸ and R⁹ are each hydrogen.

5. The compound of claim 4, wherein said compound is 7-ethenyl doxycycline or 7-ethynyl doxycycline.

30

6. The compound of claim 3, wherein said compound is 7-(1,4-dioxenyl) doxycycline, 7-(2-furanyl) doxycycline, 7-(2-pyrazinyl) doxycycline, 7-(2-pyridinyl) doxycycline, or 7-acyl doxycycline.

7. The compound of claim 4, wherein R⁷ is phenyl, acyl, fluorophenyl or phenylethynyl.
8. The compound of claim 6, wherein said compound is 7-phenyl doxycycline, 7-
5 (4-fluorophenyl) doxycycline, 7-acyl doxycycline or 7-phenylethynyl doxycycline.
9. The compound of claim 3, wherein R⁸ is phenyl, bromo, or nitrophenyl; and R⁷ and R⁹ are hydrogen.
- 10 10. The compound of claim 9, wherein said compound is 8-phenyl doxycycline, 8-bromo doxycycline or 8-(p-nitrophenyl) doxycycline.
11. The compound of claim 3, wherein R⁸ is phenyl or ethynyl, and R⁹ is amino.
- 15 12. The compound of claim 11, wherein said compound is 8-ethynyl-9-amino doxycycline or 8-phenyl-9-amino doxycycline.
13. The compound of claim 3, wherein R⁹ is acetamide, and R⁷ and R⁸ are each hydrogen.
- 20 14. The compound of claim 1, wherein R⁵ is hydrogen, R⁶ is hydroxyl, R^{6'} is hydrogen, and R⁷ is phenyl.
15. The compound of claim 1, wherein R⁵ is hydroxyl, R⁶ is hydrogen, R^{6'} is
25 hydrogen, R⁷ is dimethylamino, R⁸ is hydrogen and R⁹ is ethynyl.
16. The compound of claim 15, wherein said compound is 9-ethynyl minocycline.
17. A pharmaceutical composition comprising a therapeutically effective amount of
30 a compound of claim 1 and a pharmaceutically acceptable carrier.
18. The pharmaceutical composition of claim 17, wherein said compound is selected from the group consisting of 7-phenyl demeclocycline, 7-phenyl tetracycline, 7-(2-pyridinyl) doxycycline, 7-ethynyl doxycycline, 7-phenyl doxycycline, 7-(4-fluorophenyl) doxycycline, 7-(2-pyrazinyl) doxycycline, 7-acyl doxycycline, 7-(2-furanyl) doxycycline, 7-phenylethynyl doxycycline, 7-(1,4-dioxenyl) doxycycline, 7-ethenyl doxycycline, 9-acetamide doxycycline, 8-phenyl-9-amino doxycycline, 9-

ethynyl minocycline, 8-bromo doxycycline, 8-phenyl doxycycline, 8-(*p*-nitrophenyl) doxycycline and 8-ethynyl-9-amino doxycycline.

19. A method for treating a tetracycline responsive state in a mammal, comprising
5 administering to said mammal a 7, 8 or 9-substituted tetracycline compound of claim 1.

20. The method of claim 19 wherein said compound is selected from the group
consisting of 7-phenyl tetracycline, 7-ethenyl doxycycline 7-ethynyl doxycycline, 7-
phenyl doxycycline, 7-(4-fluorophenyl) doxycycline, 7-phenylethynyl doxycycline, 9-
10 acetamide doxycycline, 8-phenyl doxycycline, 8-bromo doxycycline, 8-(*p*-nitrophenyl)
doxycycline, 8-ethynyl-9-amino doxycycline, 8-phenyl-9-amino doxycycline, 7-phenyl
demeclocycline, 9-ethynyl minocycline, 7-(1,4-dioxenyl) doxycycline, 7-(2-furanyl)
doxycycline, 7-(2-pyrazinyl) doxycycline, 7-(2-pyridinyl) doxycycline, or 7-acyl
doxycycline.

15

21. The method of claim 19, wherein said tetracycline responsive state is a bacterial
infection.

22. The method of claim 21, wherein said bacterial infection is associated with *E.*
20 *coli*.

23. The method of claim 21, wherein said bacterial infection is associated with *S.*
aureus.

24. The method of claim 21, wherein said bacterial infection is associated with *E.*
25 *faecalis*.

25. The method of claim 21, wherein said bacterial infection is resistant to other
tetracycline antibiotics.

30

26. The method of claim 19, wherein said compound is administered with a
pharmaceutically acceptable carrier.