



US00D837445S

(12) **United States Design Patent**  
**Thomas**

(10) **Patent No.:** **US D837,445 S**  
(45) **Date of Patent:** **\*\* Jan. 1, 2019**

(54) **HEAD LIGHT LENS**  
(71) Applicant: **Jaguar Land Rover Limited**, Whitley,  
Coventry (GB)  
(72) Inventor: **Gareth Thomas**, Coventry (GB)  
(73) Assignee: **Jaguar Land Rover Limited**, Whitley  
Coventry (GB)  
(\*\*) Term: **15 Years**  
(21) Appl. No.: **29/622,572**  
(22) Filed: **Oct. 18, 2017**

D561,358 S \* 2/2008 Tachibana ..... D26/28  
D570,007 S \* 5/2008 Hsu ..... D26/28  
D582,587 S \* 12/2008 Yang ..... D26/28  
D690,852 S \* 10/2013 Cooney ..... D26/28

\* cited by examiner

*Primary Examiner* — Marcus A Jackson  
(74) *Attorney, Agent, or Firm* — Wood Herron & Evans  
LLP

(30) **Foreign Application Priority Data**

Apr. 21, 2017 (EP) ..... 003866797

(51) **LOC (11) Cl.** ..... **26-99**

(52) **U.S. Cl.**  
USPC ..... **D26/139**

(58) **Field of Classification Search**  
USPC ..... D26/28–36, 139  
CPC ..... B60Q 9/13; B60Q 9/135; B60Q 9/1375;  
F21S 48/00; F21S 48/10; F21S 48/115;  
F21S 48/225; F21S 48/1233; F21S  
48/1266; F21S 48/1388; F21S 48/2268;  
F21V 21/04

See application file for complete search history.

(56) **References Cited**

**U.S. PATENT DOCUMENTS**

D538,956 S \* 3/2007 Ishii ..... D26/28  
D544,614 S \* 6/2007 Markefka ..... D26/28

(57) **CLAIM**

The ornamental design for a head light lens, as shown and described.

**DESCRIPTION**

FIG. 1 is a front left perspective view of a head light lens for a vehicle according to the present invention.  
FIG. 2 is a front right perspective view of the head light lens shown in FIG. 1.  
FIG. 3 is a rear right perspective view thereof.  
FIG. 4 is a rear left perspective view thereof.  
FIG. 5 is a front view thereof.  
FIG. 6 is a rear view thereof.  
FIG. 7 is a left side view thereof.  
FIG. 8 is a right side view thereof.  
FIG. 9 is a top view thereof; and,  
FIG. 10 is a bottom view thereof.

**1 Claim, 10 Drawing Sheets**






FIG. 1



FIG. 2




FIG. 3




FIG. 4




FIG. 5




FIG. 6




FIG. 7






FIG. 8



FIG. 9



FIG. 10