



US00D730077S

(12) **United States Design Patent**
Watson et al.

(10) **Patent No.:** **US D730,077 S**

(45) **Date of Patent:** **** May 26, 2015**

- (54) **FLUID DISPENSER**
- (71) Applicants: **Ben James Watson**, Hertfordshire (GB);
Neil Baron, London (GB)
- (72) Inventors: **Ben James Watson**, Hertfordshire (GB);
Neil Baron, London (GB)
- (73) Assignee: **NSE PRODUCTS, INC.**, Provo, UT
(US)

5,385,270 A	1/1995	Cataneo et al.	
5,568,883 A	10/1996	Cataneo et al.	
D378,642 S *	4/1997	DeGennaro	D6/542
5,645,193 A	7/1997	Gentile et al.	
D386,345 S	11/1997	Juarez	
5,848,732 A	12/1998	Brugger	
D404,950 S	2/1999	Burch	
5,865,345 A	2/1999	Cistone et al.	
5,947,335 A	9/1999	Milio et al.	
6,006,948 A	12/1999	Auer	
6,082,580 A	7/2000	Mueller et al.	

(Continued)

(**) Term: **14 Years**

FOREIGN PATENT DOCUMENTS

(21) Appl. No.: **29/473,245**

CN	1217278 A	5/1999
CN	1234779 A	11/1999

(Continued)

(22) Filed: **Nov. 20, 2013**

(51) **LOC (10) Cl.** **23-02**

(52) **U.S. Cl.**

USPC **D6/542**

(58) **Field of Classification Search**

USPC D6/542-545; D9/682, 688, 690, 291,
D9/448, 449; 221/282; 222/14, 173, 146.3,
222/628, 251, 181.1, 181.3

See application file for complete search history.

OTHER PUBLICATIONS

VariBlend Dual Dispensing Systems, "How it Works," from <http://www.variblend.com/how-it-works/>.

Primary Examiner — Brian N Vinson

(74) *Attorney, Agent, or Firm* — Dorsey & Whitney LLP

(56) **References Cited**

U.S. PATENT DOCUMENTS

3,236,418 A	2/1966	Dalle et al.	
3,876,112 A	4/1975	Kramer	
D246,212 S	11/1977	Keck et al.	
4,139,114 A	2/1979	Long et al.	
D252,783 S	9/1979	Rizzuto	
4,335,837 A	6/1982	Bono	
4,549,674 A	10/1985	Alticosalian	
4,826,048 A	5/1989	Skorka et al.	
D317,383 S	6/1991	Brill et al.	
D319,364 S *	8/1991	Steiner	D6/542
D330,138 S	10/1992	Riendl	
5,169,029 A	12/1992	Behar et al.	
5,174,476 A	12/1992	Steiner et al.	
D332,544 S	1/1993	Steiner et al.	
5,186,360 A	2/1993	Mease et al.	
5,351,862 A	10/1994	Weag	

(57)

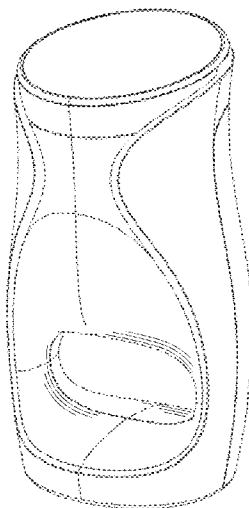
CLAIM

The ornamental design for a fluid dispenser, as shown and described.

DESCRIPTION

FIG. 1 is a front elevational view of a fluid dispenser showing my new design;
FIG. 2 is a rear elevational view thereof;
FIG. 3 is a left side elevational view thereof;
FIG. 4 is a right side elevational view thereof;
FIG. 5 is top plan view thereof;
FIG. 6 is a bottom plan view thereof; and,
FIG. 7 is a top, front, and right side isometric view thereof.
The broken lines in the drawings show portions of the dispenser which form no part of the claimed design.

1 Claim, 6 Drawing Sheets



(56)

References Cited

U.S. PATENT DOCUMENTS

6,082,588	A	7/2000	Markey et al.	
6,230,935	B1	5/2001	Mack et al.	
D443,780	S	6/2001	Kauzlarich et al.	
6,299,023	B1	10/2001	Arnone	
D456,663	S	5/2002	Chew	
6,454,135	B1	9/2002	Brozell	
6,499,900	B1	12/2002	Brozell	
D471,047	S	3/2003	Gordon et al.	
6,557,729	B2	5/2003	Gauthier	
6,640,999	B2	11/2003	Peterson	
6,648,641	B1	11/2003	Viltro et al.	
D483,974	S *	12/2003	Reed	D6/542
6,715,642	B2	4/2004	Engel et al.	
6,722,532	B2	4/2004	Lasserre et al.	
7,063,235	B2	6/2006	Auer	
7,124,914	B2	10/2006	Foster et al.	
7,222,752	B2	5/2007	Ponton	
7,247,140	B2	7/2007	Ophardt	
D554,408	S	11/2007	Scorgie	
D560,087	S	1/2008	Sellers et al.	
D564,273	S *	3/2008	Yang et al.	D6/542
7,461,987	B2	12/2008	Liechty et al.	
7,510,101	B2	3/2009	Foster et al.	
7,651,035	B2	1/2010	van der Heijden	
D609,305	S	2/2010	Riendeau	
7,654,415	B2	2/2010	van der Heijden	
7,793,799	B2	9/2010	Reggiani	
7,795,584	B2	9/2010	Mok et al.	
7,854,350	B2	12/2010	Lasserre et al.	
D637,848	S	5/2011	Kramer et al.	
8,021,064	B2	9/2011	Gueret	
D655,115	S	3/2012	Binderbauer et al.	
D658,915	S	5/2012	Fernandes et al.	
D661,933	S	6/2012	DelGigante et al.	
D665,610	S *	8/2012	Kanfer et al.	D6/542
8,245,877	B2	8/2012	Ophardt	

D668,492	S	10/2012	Brown	
8,292,126	B2	10/2012	Pittaway et al.	
8,294,585	B2	10/2012	Barnhill	
D671,346	S	11/2012	Zlatic et al.	
8,344,893	B1	1/2013	Drammeh	
8,395,396	B2	3/2013	Hagleitner	
8,418,887	B2	4/2013	Milian et al.	
2001/0025859	A1	10/2001	Dumont	
2003/0006247	A1	1/2003	Olivier et al.	
2003/0194678	A1	10/2003	Viltro et al.	
2004/0016773	A1	1/2004	Wagner	
2004/0226962	A1	11/2004	Mazursky et al.	
2006/0163282	A1	7/2006	Suzuki	
2007/0289997	A1	12/2007	Lewis et al.	
2008/0149126	A1	6/2008	Abergel	
2009/0140004	A1	6/2009	Scorgie	
2009/0179047	A1	7/2009	Foster et al.	
2009/0184137	A1	7/2009	O'Brien	
2010/0044394	A1	2/2010	Milian et al.	
2010/0108779	A1	5/2010	Filsouf	
2011/0101021	A1	5/2011	Greer et al.	
2011/0303695	A1	12/2011	Fern	
2012/0031925	A1	2/2012	Greenberg	
2012/0279990	A1	11/2012	Werner et al.	
2012/0298694	A1	11/2012	Holzmann	

FOREIGN PATENT DOCUMENTS

CN	1349919	A	10/2001
CN	1474672	A	11/2001
CN	1532400	A	9/2004
CN	1754788	A	4/2006
CN	1803062	A	7/2006
CN	200988015	Y	12/2007
GB	2307674	A	6/1997
JP	2009132438	A	6/2009
WO	WO2006006058	A2	1/2006
WO	WO2010003091	A1	1/2010

* cited by examiner

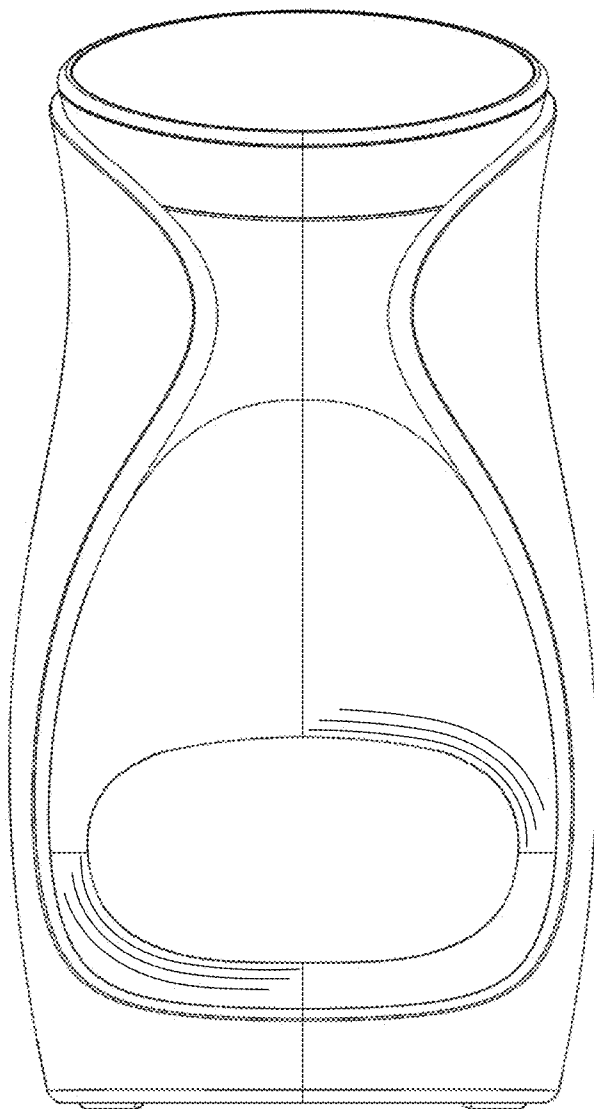


Fig. 1

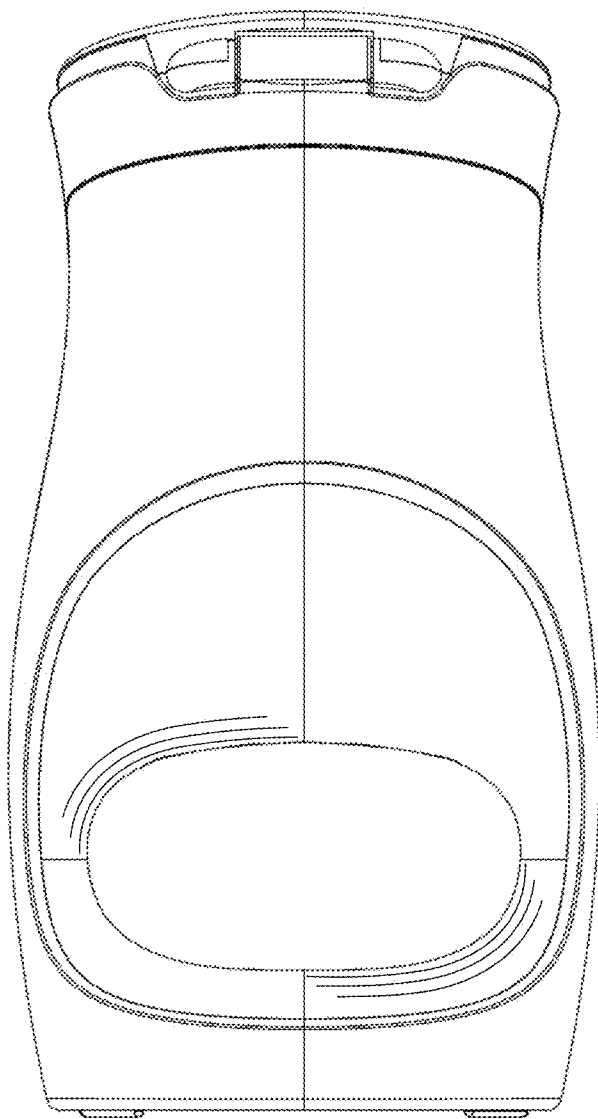


Fig. 2

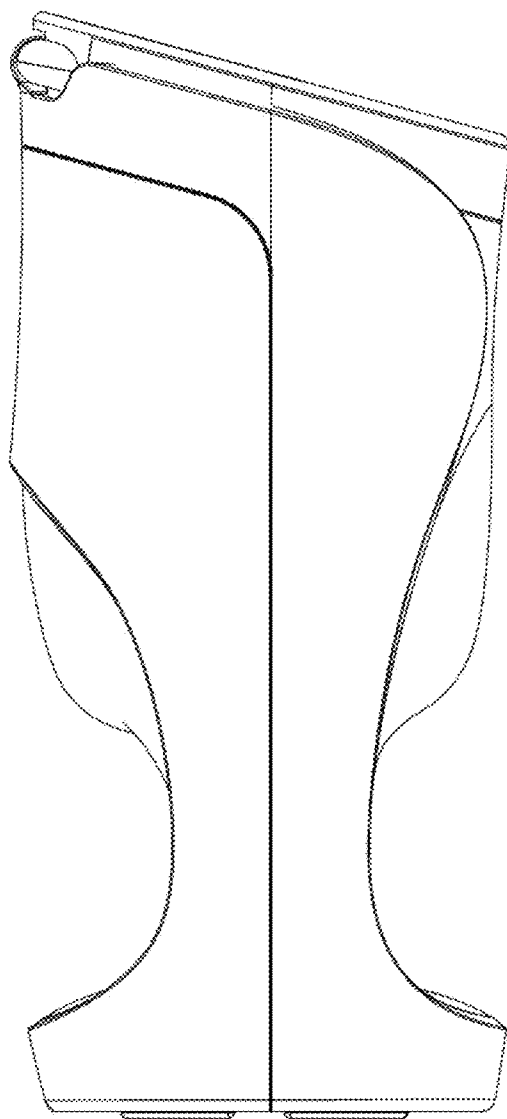


Fig. 3

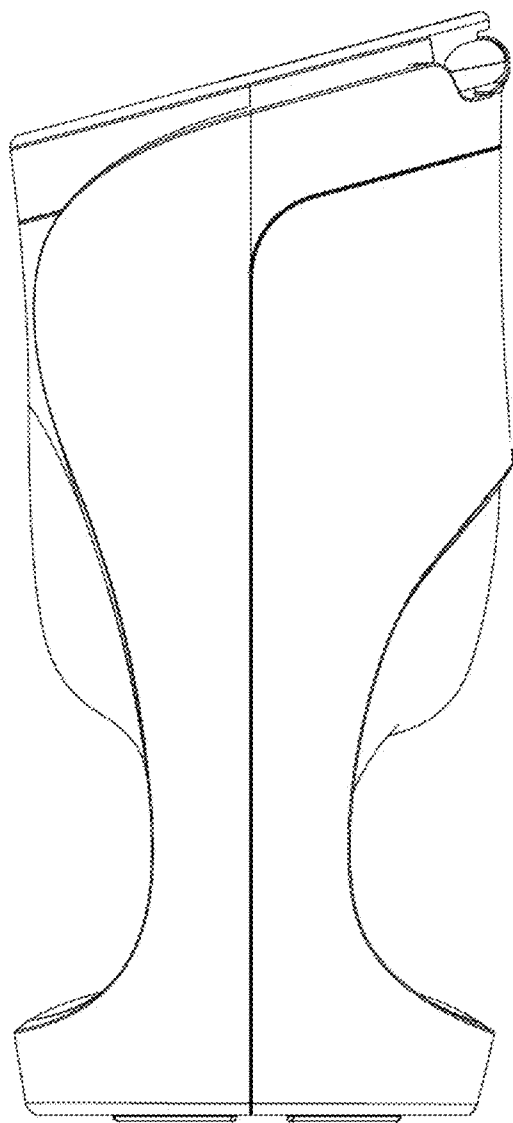


Fig. 4

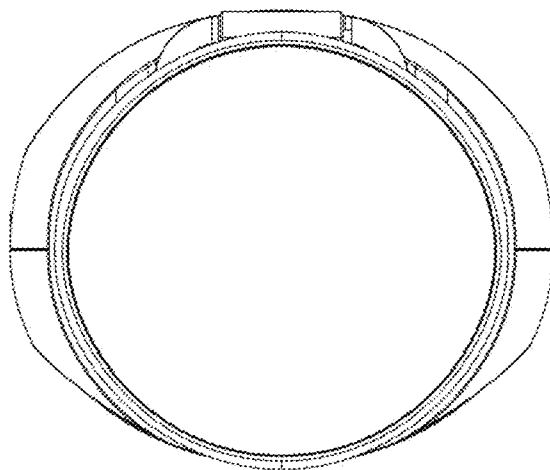


Fig. 5

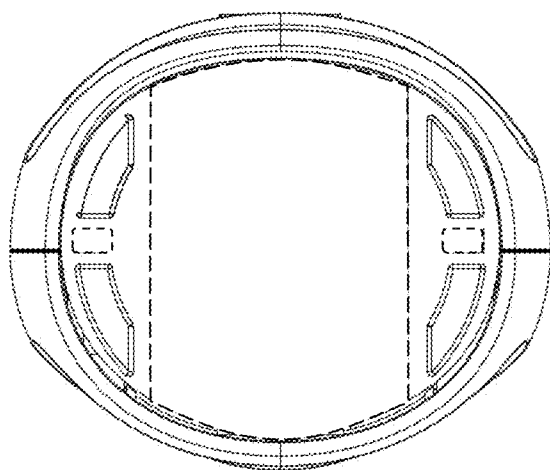


Fig. 6

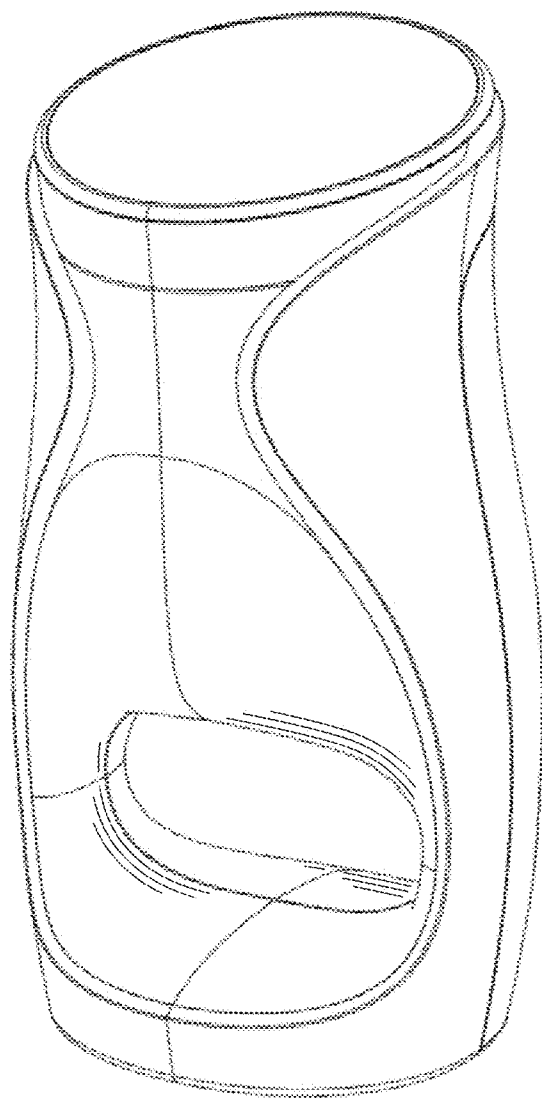


Fig. 7