



US00D434308S

United States Patent [19]
Kalat

[11] **Patent Number: Des. 434,308**
[45] **Date of Patent: ** Nov. 28, 2000**

[54] **SPRING CLIP**

1,495,982 6/1924 Blough .
2,636,704 4/1953 Norberg .
4,809,894 3/1989 Vilo 248/302

[75] Inventor: **Edward W. Kalat**, Southington, Conn.

[73] Assignee: **Southington Tool & Mfg. Corp.**,
Plantsville, Conn.

Primary Examiner—B. J. Bullock
Attorney, Agent, or Firm—Alix, Yale & Ristas, LLP

[**] Term: **14 Years**

[57] **CLAIM**

[21] Appl. No.: **29/116,873**

The ornamental design for a spring clip, as shown and described.

[22] Filed: **Jan. 12, 2000**

DESCRIPTION

[51] **LOC (7) Cl.** **08-08**

FIG. 1 is a front view of a spring clip showing my new design;

[52] **U.S. Cl.** **D8/395; D8/499**

FIG. 2 is a top plan view of the spring clip of FIG. 1;

[58] **Field of Search** D8/394-396, 370,

FIG. 3 is a bottom plan view of the spring clip of FIG. 1;

D8/372, 499; 24/598.6, 698.3, 530, 533,

FIG. 4 is a right side view of the spring clip of FIG. 1, the

546; 248/302, 303; D11/209

left side view being the mirror image thereof;

[56] **References Cited**

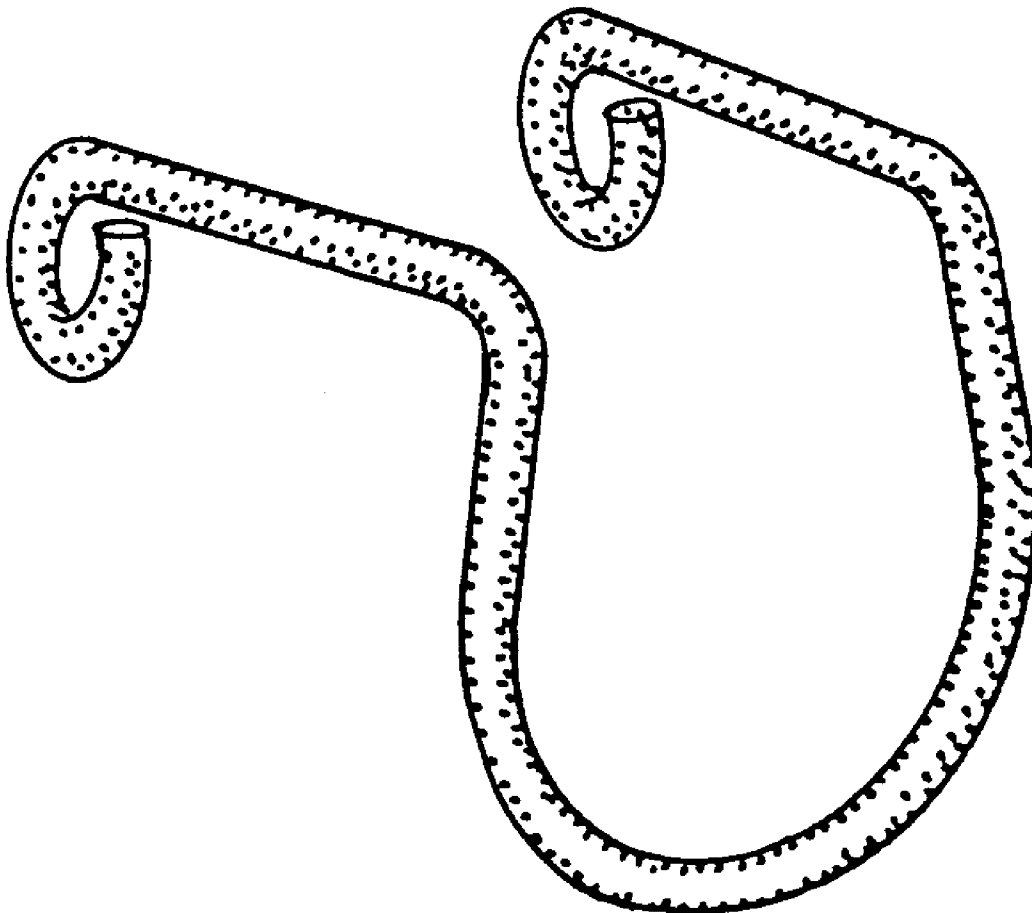
FIG. 5 is a rear view of the spring clip of FIG. 1; and,

U.S. PATENT DOCUMENTS

FIG. 6 is a frontal perspective view of the spring clip of FIG. 1 viewed from an acute angle to the left thereof.

D. 27,860 11/1897 Gross .
D. 423,916 5/2000 Kalat D8/370
562,468 6/1896 Hinman .

1 Claim, 1 Drawing Sheet



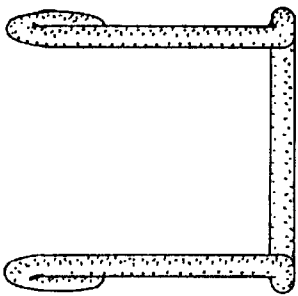


FIG. 2

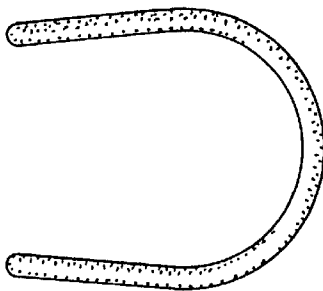


FIG. 1

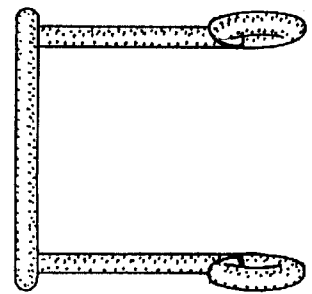


FIG. 3

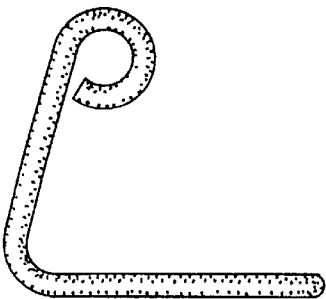


FIG. 4

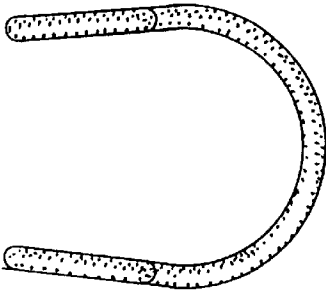


FIG. 5

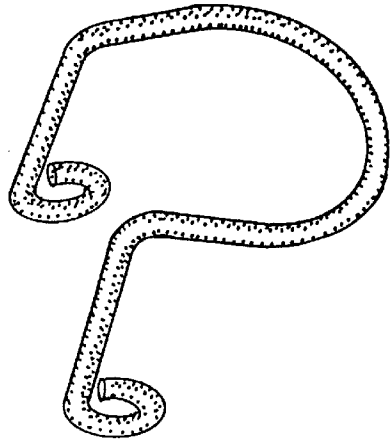


FIG. 6