



US00D755624S

(12) **United States Design Patent**  
Ng

(10) **Patent No.:** **US D755,624 S**

(45) **Date of Patent:** **\*\* May 10, 2016**

- (54) **HOLED BOX**
- (71) Applicant: **Geometria Pte. Ltd.**, Singapore (SG)
- (72) Inventor: **Pei Kang Ng**, Singapore (SG)
- (73) Assignee: **Geometria Pte. Ltd.**, Singapore (SG)
- (\*\*) Term: **14 Years**
- (21) Appl. No.: **29/516,042**
- (22) Filed: **Jan. 29, 2015**
- (51) **LOC (10) Cl.** ..... **09-03**
- (52) **U.S. Cl.**  
USPC ..... **D9/431**
- (58) **Field of Classification Search**  
USPC ..... D9/414-419, 420-425, 428, 429-435,  
D9/600, 652, 667-679, 708, 719, 734;  
D3/203.2, 272, 273, 294, 302-304;  
D7/538-542, 601, 602, 629; D19/76,  
D19/86, 90  
CPC ..... B65D 5/02; B65D 5/18; B65D 5/20;  
B65D 5/24; B65D 5/28; B65D 5/30; B65D  
5/40; B65D 5/42; B65D 5/46; B65D 5/70;  
B65D 5/74  
See application file for complete search history.

D252,258 S *	7/1979	Roccaforte	.....	D9/418
D283,796 S *	5/1986	Schuster	.....	D9/418
D329,376 S *	9/1992	Burd	.....	D9/418
6,302,320 B1 *	10/2001	Stout	.....	B65D 5/46192 229/117.13
D496,270 S *	9/2004	Baxter	.....	D9/418
D562,125 S *	2/2008	Kienemund-Paroll	.....	D9/418
D631,743 S *	2/2011	Hubbard, Jr.	.....	D9/431
D675,920 S *	2/2013	Sill	.....	D9/432
D684,465 S *	6/2013	Vernon	.....	D9/421
D684,858 S *	6/2013	Sill	.....	D9/421
D706,132 S *	6/2014	Sill	.....	D9/432

\* cited by examiner

*Primary Examiner* — Susan Bennett Hattan

*Assistant Examiner* — Vy Koenig

(74) *Attorney, Agent, or Firm* — Taylor English Duma LLP

(56) **References Cited**

U.S. PATENT DOCUMENTS

2,723,027 A \* 11/1955 Guyer ..... B65D 5/46192  
206/428  
3,257,028 A \* 6/1966 Metzger ..... B65D 5/16  
221/302

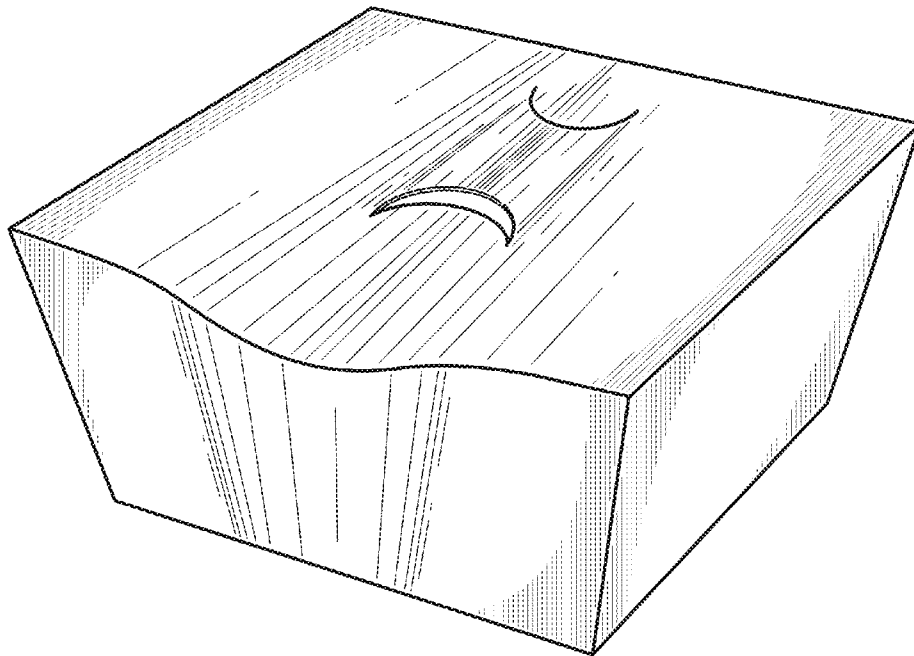
(57) **CLAIM**

I claim the ornamental design for a holed box, as shown and described.

**DESCRIPTION**

FIG. 1 is a perspective view of the claimed design.  
 FIG. 2 is a front elevation view thereof.  
 FIG. 3 is a back elevation view thereof.  
 FIG. 4 is a left-side elevation view thereof.  
 FIG. 5 is a right-side elevation view thereof.  
 FIG. 6 is a top plan view thereof; and,  
 FIG. 7 is a bottom plan view thereof.

**1 Claim, 4 Drawing Sheets**



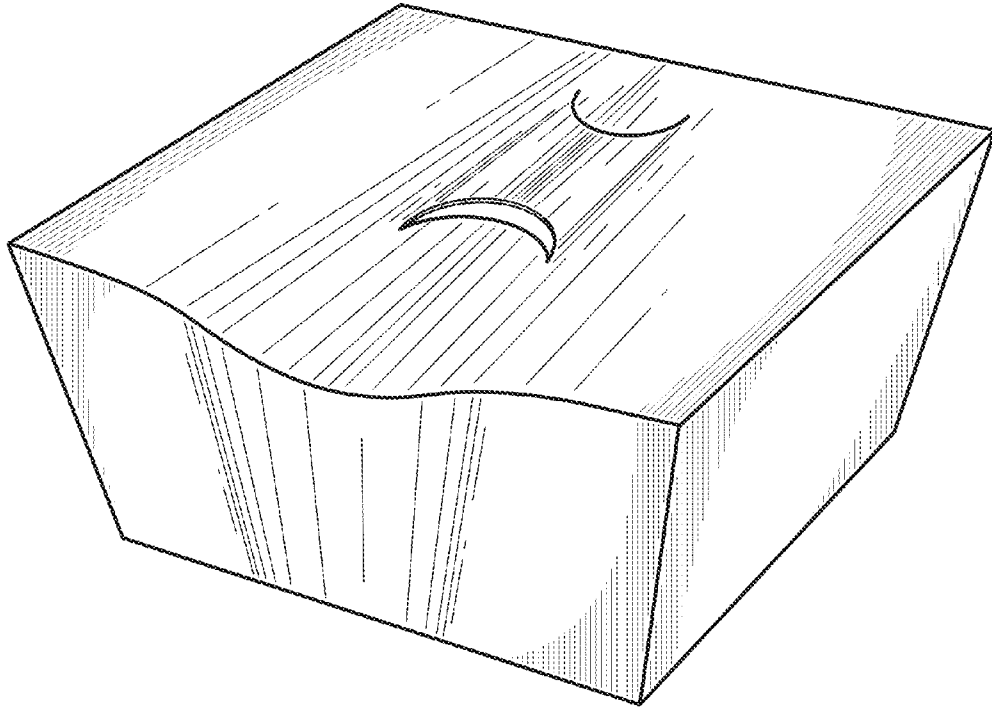


FIG. 1



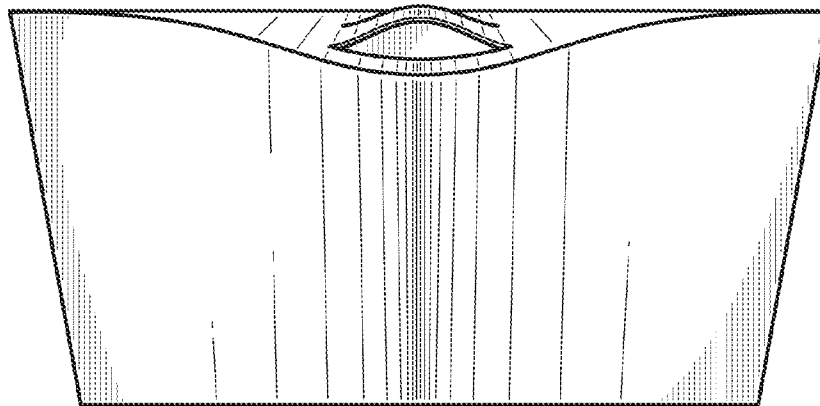



FIG. 2



**FIG. 3**



**FIG. 4**



**FIG. 5**

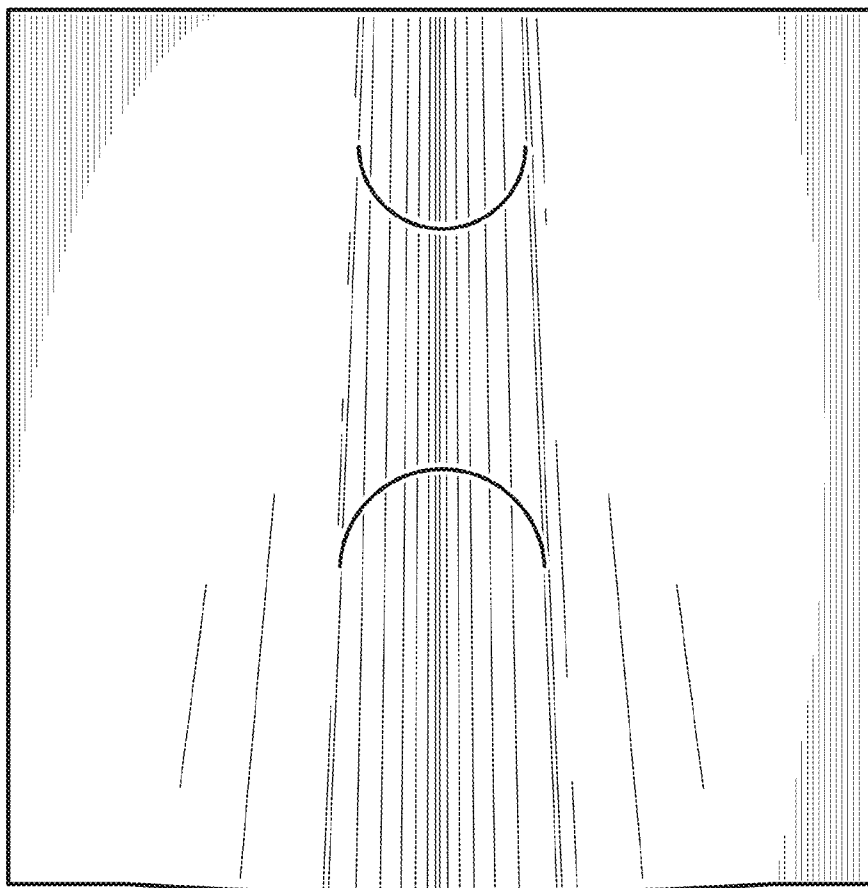
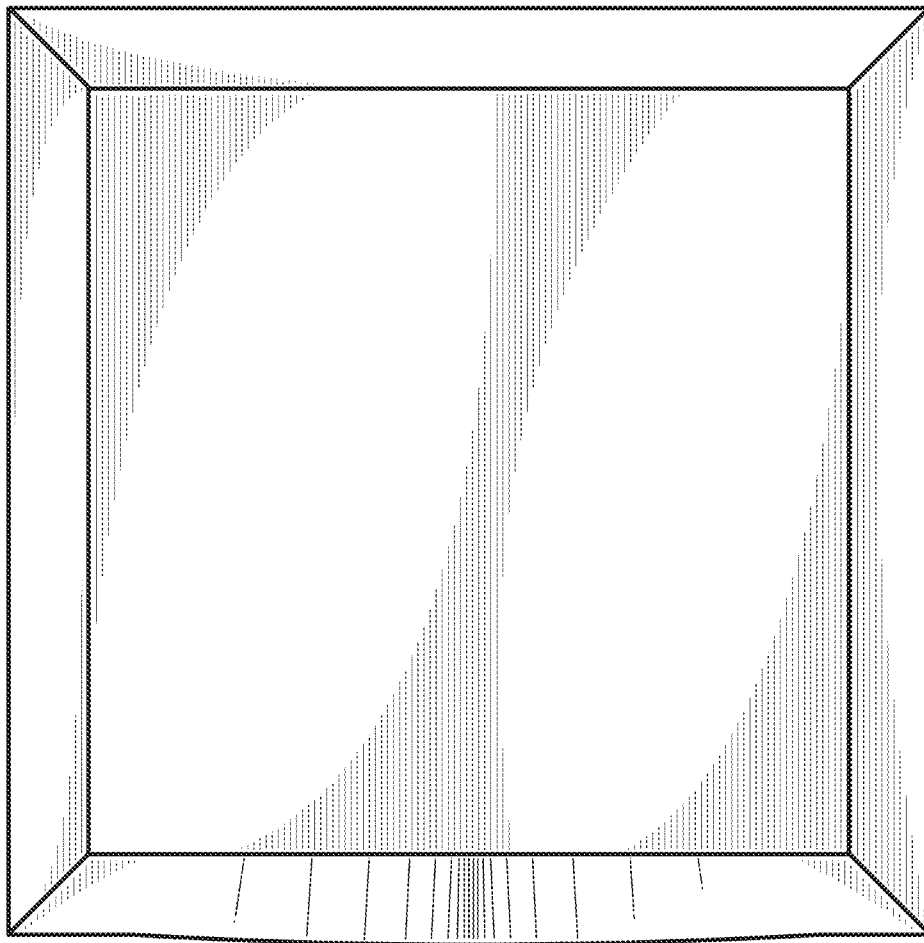


FIG. 6



**FIG. 7**