



US00D512141S

(12) **United States Design Patent**  
**Mishkin et al.**

(10) **Patent No.:** **US D512,141 S**

(45) **Date of Patent:** **\*\* Nov. 29, 2005**

(54) **EARPLUG**

(75) Inventors: **Bernard Mishkin**, Los Angeles, CA (US); **Dan Dix**, Irvine, CA (US)

(73) Assignee: **Moldex-Metric, Inc.**, Culver City, CA (US)

(\*\*) Term: **14 Years**

(21) Appl. No.: **29/200,878**

(22) Filed: **Mar. 4, 2004**

(51) **LOC (8) Cl.** ..... **24-04**

(52) **U.S. Cl.** ..... **D24/106**

(58) **Field of Search** ..... D24/106; 128/864,  
128/866; 181/135, 130

(56) **References Cited**

**U.S. PATENT DOCUMENTS**

D264,249 S \* 5/1982 Leight ..... D24/106  
4,552,137 A \* 11/1985 Strauss ..... 128/864

6,082,485 A \* 7/2000 Smith ..... 181/135  
D445,893 S \* 7/2001 Remer et al. .... D24/106  
D445,894 S \* 7/2001 Remer et al. .... D24/106

\* cited by examiner

*Primary Examiner*—Ian Simmons

(74) *Attorney, Agent, or Firm*—Charles H. Schwartz

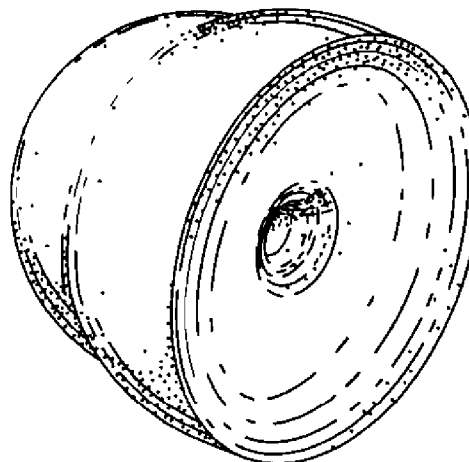
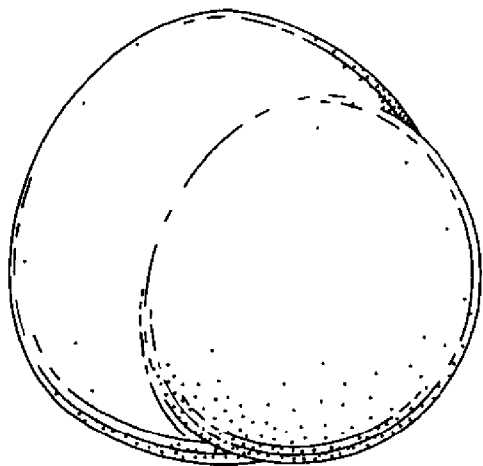
(57) **CLAIM**

The ornamental design for an earplug, as shown and described.

**DESCRIPTION**

FIG. 1 is a front perspective view of an earplug according to our new design;  
FIG. 2 is a back perspective view thereof;  
FIG. 3 is a top plan view thereof;  
FIG. 4 is a side elevational view thereof, the other sides being identical; and,  
FIG. 5 is a bottom plan view thereof.

**1 Claim, 1 Drawing Sheet**



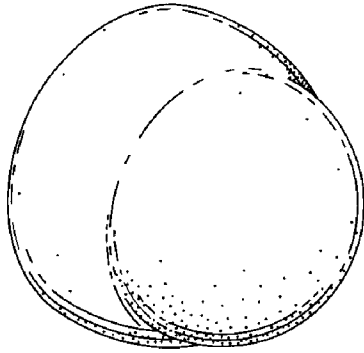


Fig. 1

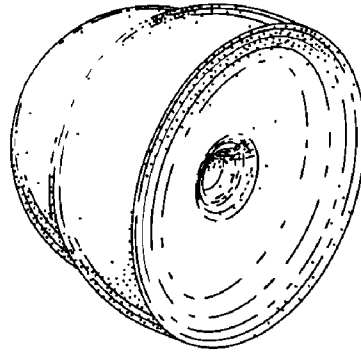


Fig. 2

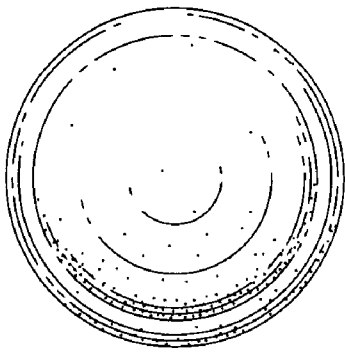


Fig. 3

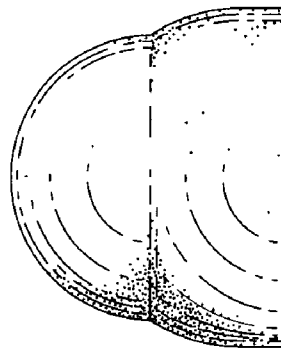


Fig. 4

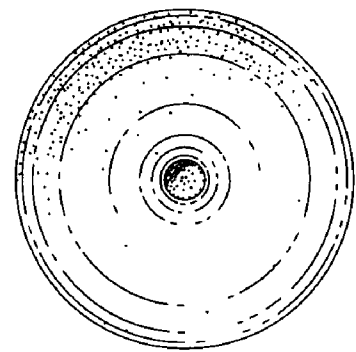


Fig. 5