

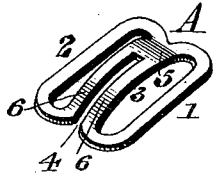
(No Model.)

J. M. GUILBERT.  
NECKTIE FASTENER.

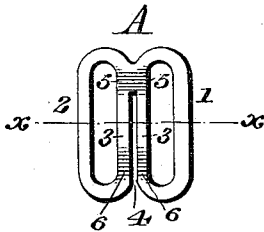
No. 459,362.

Patented Sept. 8, 1891.

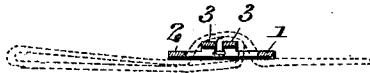
*Fig. 1.*




*Fig. 2.*



*Fig. 3.*



*Fig. 4.*



WITNESSES:

*P. H. Chagles.*  
*L. Douville.*

INVENTOR  
*John Murray Guilbert*  
BY *Joseph A. Niedersheim*  
ATTORNEY.

# UNITED STATES PATENT OFFICE.

JOHN MURRAY GUILBERT, OF PHILADELPHIA, PENNSYLVANIA, ASSIGNOR  
TO WILLIAM H. HART, JR., OF SAME PLACE.

## NECKTIE-FASTENER.

SPECIFICATION forming part of Letters Patent No. 459,362, dated September 8, 1891.

Application filed December 3, 1890. Serial No. 373,456. (No model.)

*To all whom it may concern:*

Be it known that I, JOHN MURRAY GUILBERT, a citizen of the United States, residing in the city and county of Philadelphia, State of Pennsylvania, have invented a new and useful Improvement in Necktie and other Retainers, which improvement is fully set forth in the following specification and accompanying drawings.

My invention relates to improvements in necktie and other retainers; and it consists of a sheet-metal buckle or slide having parallel closed side loops and an intervening bight, which grasps and pinches a band inserted therein.

Figure 1 represents a perspective view of the portion of a necktie or other retainer embodying my invention. Fig. 2 represents a face view thereof. Fig. 3 represents a section on line *x x*, Fig. 2. Fig. 4 represents a longitudinal section of the retainer on an enlarged scale.

Similar letters and numerals of reference indicate corresponding parts in the several figures.

Referring to the drawings, A designates a buckle or slide formed of sheet metal and consisting of loops 1 and 2, the intervening wall 3 of which is formed with a partially-extending slit or slot, leaving the neck 5, which connects the frames of said loops and imparts a certain elasticity thereto. The walls of the slot 4 form jaws 6 6, between which one end or part of a necktie-retaining band or other band or strap or piece of elastic or other material is secured, it being seen that said end or part is forced into the slot from the open end thereof and compressed by the walls or jaws 6 6 after the manner of

a bight, after which the band or strap or piece is passed through the loop 1, then under the walls 3, and next formed into a loop 7, then through the loop 2, over the walls 3, and again through the loop 1, leaving the end 8 outside of the buckle, said end being adapted to be connected with a neckband or other band or strap, while the loop 7 holds a ring 9, which is fitted thereon before the piece of material is converted into such loop.

It will be seen that the retaining or attaching device as formed is of superior nature. It may be adjusted in length by properly moving the buckle as a slide, and the piece of elastic or material is firmly gripped by the walls 6 of the slot 4 without liability to disengage therefrom unless properly moved laterally from the buckle through the open end of said slot. It will also be seen that the band or strap is attached to the buckle or slide without necessarily sewing, stitching, riveting, or otherwise similarly connecting the same thereto, whereby the article produced is cheaper and better than those heretofore made.

Having thus described my invention, what I claim as new, and desire to secure by Letters Patent, is—

As an improved article of manufacture, a buckle or slide having parallel closed side loops with an intervening wall, the latter being extended outside of the plane of said loops and provided with a bight open at one end of the wall, substantially as described.

JOHN MURRAY GUILBERT.

Witnesses:

JOHN A. WIEDERSHEIM,  
A. P. JENNINGS.