



US00D727982S

(12) **United States Design Patent**  
**Renski et al.**

(10) **Patent No.:** **US D727,982 S**

(45) **Date of Patent:** **\*\* Apr. 28, 2015**

(54) **TIP FOR A GROUND ENGAGING MACHINE IMPLEMENT**

(71) Applicant: **Caterpillar, Inc.**, Peoria, IL (US)

(72) Inventors: **William J. Renski**, Peoria, IL (US);  
**Thomas Marshall Congdon**, Dunlap, IL (US)

(73) Assignee: **Caterpillar Inc.**, Peoria, IL (US)

(\*\*) Term: **14 Years**

(21) Appl. No.: **29/489,010**

(22) Filed: **Apr. 25, 2014**

**Related U.S. Application Data**

(62) Division of application No. 29/403,570, filed on Oct. 7, 2011, now Pat. No. Des. 707,263.

(51) **LOC (10) Cl.** ..... **15-03**

(52) **U.S. Cl.** ..... **D15/29; D15/28**

(58) **Field of Classification Search**

USPC ..... D15/11, 28, 29; 37/456, 452, 450, 446, 37/454, 449, 453, 455, 903; 403/379.5, 403/DIG. 1; 111/152; 172/724, 730, 766, 172/770, 771, 721, 713, 699, 772

See application file for complete search history.

(56) **References Cited**

**U.S. PATENT DOCUMENTS**

1,220,186 A 3/1917 Chambers  
1,384,701 A 7/1921 McMonegal  
1,571,782 A 2/1926 Andrews

(Continued)

**FOREIGN PATENT DOCUMENTS**

CL 2068-1995 10/1996  
CL 391-1998 11/1998

(Continued)

**OTHER PUBLICATIONS**

Caterpillar, Inc., Cat® K Series™ Tooth Systems, brochure (4 pages), 2006.

(Continued)

*Primary Examiner* — Mark Goodwin

(74) *Attorney, Agent, or Firm* — Saidman DesignLaw Group, LLC

(57) **CLAIM**

The ornamental design for a tip for a ground engaging machine implement, as shown and described.

**DESCRIPTION**

FIG. 1 is a perspective view of a first embodiment of a tip for a ground engaging machine implement showing our new design;

FIG. 2 is a front view thereof;

FIG. 3 is a left side view thereof;

FIG. 4 is a right side view thereof;

FIG. 5 is a rear view thereof;

FIG. 6 is a top view thereof;

FIG. 7 is a bottom view thereof;

FIG. 8 is a rear left perspective view thereof;

FIG. 9 is a perspective view of a second embodiment of a tip for a ground engaging machine implement showing our new design;

FIG. 10 is a front view thereof;

FIG. 11 is a left side view thereof;

FIG. 12 is a right side view thereof;

FIG. 13 is a rear view thereof;

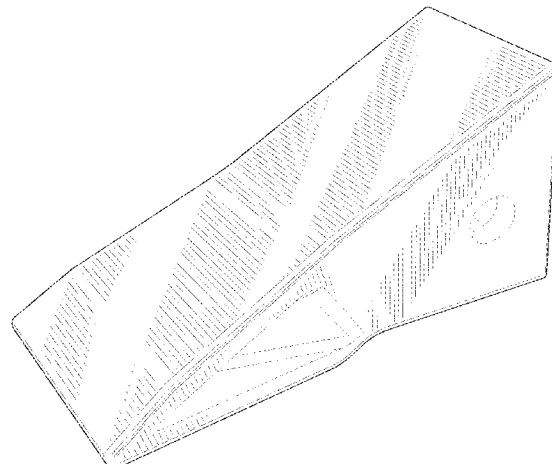
FIG. 14 is a top view thereof;

FIG. 15 is a bottom view thereof; and,

FIG. 16 is a rear left perspective view thereof.

The broken lines depicted in the foregoing figures are for purposes of illustration only, and form no part of the claimed design.

**1 Claim, 10 Drawing Sheets**



(56)

References Cited

U.S. PATENT DOCUMENTS

1,856,930 A 5/1932 Robin  
 2,427,651 A 9/1947 Baer  
 D182,143 S 2/1958 Petersen  
 2,982,035 A 5/1961 Stephenson  
 3,019,537 A 2/1962 Stephenson  
 3,312,004 A 4/1967 Johnson  
 3,623,247 A 11/1971 Stepe  
 3,774,324 A 11/1973 Lafond  
 3,823,496 A 7/1974 Querci et al.  
 3,832,077 A 8/1974 Von Mehren  
 4,027,408 A 6/1977 Ramella et al.  
 D251,431 S 3/1979 Klett et al.  
 D252,461 S 7/1979 Korpi  
 4,182,057 A 1/1980 Klett et al.  
 D255,119 S 5/1980 Korpi  
 4,231,173 A 11/1980 Davis  
 D275,859 S 10/1984 Nilsson  
 4,516,340 A 5/1985 Launder  
 D296,442 S 6/1988 Broomhall  
 4,761,900 A 8/1988 Emrich  
 4,776,113 A 10/1988 Bedford et al.  
 4,848,013 A 7/1989 Bowman et al.  
 4,932,145 A 6/1990 Reeves  
 4,949,481 A 8/1990 Fellner  
 4,965,945 A 10/1990 Emrich  
 4,980,980 A 1/1991 Schadov et al.  
 5,018,283 A 5/1991 Fellner  
 D336,476 S 6/1993 Garman  
 D339,592 S 9/1993 Johansson  
 D345,364 S 3/1994 Robinson  
 D352,044 S 11/1994 Hahn  
 5,423,138 A 6/1995 Livesay et al.  
 D365,577 S 12/1995 Ruvang  
 5,561,925 A 10/1996 Livesay  
 D385,286 S 10/1997 Moreno  
 5,709,043 A 1/1998 Jones et al.  
 D391,583 S \* 3/1998 Moreno ..... D15/29  
 D392,292 S 3/1998 Moreno  
 D395,661 S 6/1998 Moreno  
 5,806,216 A 9/1998 Renski  
 D399,511 S \* 10/1998 Launder et al. .... D15/27  
 5,852,888 A 12/1998 Cornelius  
 D408,422 S 4/1999 Moreno  
 D410,657 S 6/1999 Launder et al.  
 D413,338 S 8/1999 Pueyo Molina  
 D414,193 S 9/1999 Launder et al.  
 D415,173 S 10/1999 Zaun  
 5,983,534 A 11/1999 Robinson et al.  
 D417,877 S 12/1999 Launder et al.  
 D429,256 S 8/2000 Zaun  
 D429,258 S 8/2000 Zaun  
 6,321,471 B2 11/2001 Fernandez Muñoz et al.  
 D454,891 S 3/2002 Ketting et al.  
 D460,464 S 7/2002 Ketting et al.  
 D461,198 S 8/2002 Ketting et al.  
 D461,832 S 8/2002 Ketting et al.  
 6,477,796 B1 11/2002 Cornelius  
 6,745,503 B1 6/2004 Moreno et al.  
 D499,749 S 12/2004 Launder et al.  
 6,836,983 B2 1/2005 Moreno et al.  
 6,865,828 B1 3/2005 Molino et al.  
 D505,137 S 5/2005 Steinlage et al.  
 D512,078 S 11/2005 Poutre  
 D527,029 S 8/2006 Launder et al.  
 7,168,193 B2 1/2007 Moreno et al.  
 D552,632 S 10/2007 De Martiis  
 D560,232 S 1/2008 De Martiis  
 7,367,144 B2 5/2008 Jones et al.  
 D614,206 S 4/2010 Ruvang

7,762,015 B2 7/2010 Smith et al.  
 D624,943 S 10/2010 Gibbon  
 D706,307 S \* 6/2014 Renski et al. .... D15/28  
 D706,311 S \* 6/2014 Renski et al. .... D15/29  
 D706,312 S \* 6/2014 Renski et al. .... D15/29  
 D706,839 S \* 6/2014 Renski et al. .... D15/29  
 D706,840 S \* 6/2014 Renski et al. .... D15/29  
 D707,263 S \* 6/2014 Renski et al. .... D15/29  
 D707,264 S \* 6/2014 Renski et al. .... D15/29  
 2008/0028644 A1 2/2008 Almendros et al.

FOREIGN PATENT DOCUMENTS

CL 1193-1999 9/1999  
 CL 223-1999 11/1999  
 CL 1457-1999 11/1999  
 CL 1583-1999 6/2000  
 CL 2671-2005 7/2006  
 CL 3115-2005 9/2006  
 CL 3116-2005 9/2006  
 CL 173-2008 8/2008  
 CL 174-2008 8/2008  
 CL 2524-2008 1/2009  
 CL 1764-2008 7/2009  
 CL 618-2010 11/2010  
 CL 739-2010 12/2010  
 CL 291-2012 11/2012  
 EM 000089099-0001-0003 10/2003  
 EM 000877477-0001-0009 1/2008  
 EM 000895396-0001-0015 3/2008  
 EP 0 411 486 A1 2/1991  
 EP 2 011 927 A2 1/2009  
 GB 1049195 3/1988  
 GB 1050103 4/1988  
 GB 2010025 4/1990  
 GB 2010026 4/1990  
 GB 2057051 12/1995  
 GB 2057052 12/1995  
 GB 2057053 12/1995  
 GB 2060104 4/1996  
 GB 2060105 4/1996  
 GB 2057055 5/1996  
 GB 2091441 10/1999  
 GB 2091502 10/1999  
 GB 2095654 3/2000  
 GB 2097590 3/2000  
 GB 2097591 4/2000  
 GB 2097592 4/2000  
 GB 2097593 5/2000  
 GB 2104929 3/2001  
 GB 2106421 4/2001

OTHER PUBLICATIONS

Caterpillar, Inc., "Cat Backhoe Loader Options," published Jan. 1, 2005.  
 U.S. Appl. No. 13/644,429, filed Oct. 4, 2012, entitled "Implement Tooth Assembly with Tip and Adapter".  
 U.S. Appl. No. 29/403,592, filed Oct. 7, 2011, entitled "Tip for a Ground Engaging Machine Implement", and Preliminary Amendment filed Jan. 25, 2013.  
 U.S. Appl. No. 29/403,595, filed Oct. 7, 2011, entitled "Tip for a Ground Engaging Machine Implement", and Preliminary Amendment filed Jan. 15, 2013.  
 U.S. Appl. No. 29/403,598, filed Oct. 7, 2011, entitled "Tip for a Ground Engaging Machine Implement", and Preliminary Amendment filed Jan. 17, 2013.  
 U.S. Appl. No. 29/403,600, filed Oct. 7, 2011, entitled "Tip for a Ground Engaging Machine Implement", and Preliminary Amendment filed Jan. 17, 2013.

\* cited by examiner

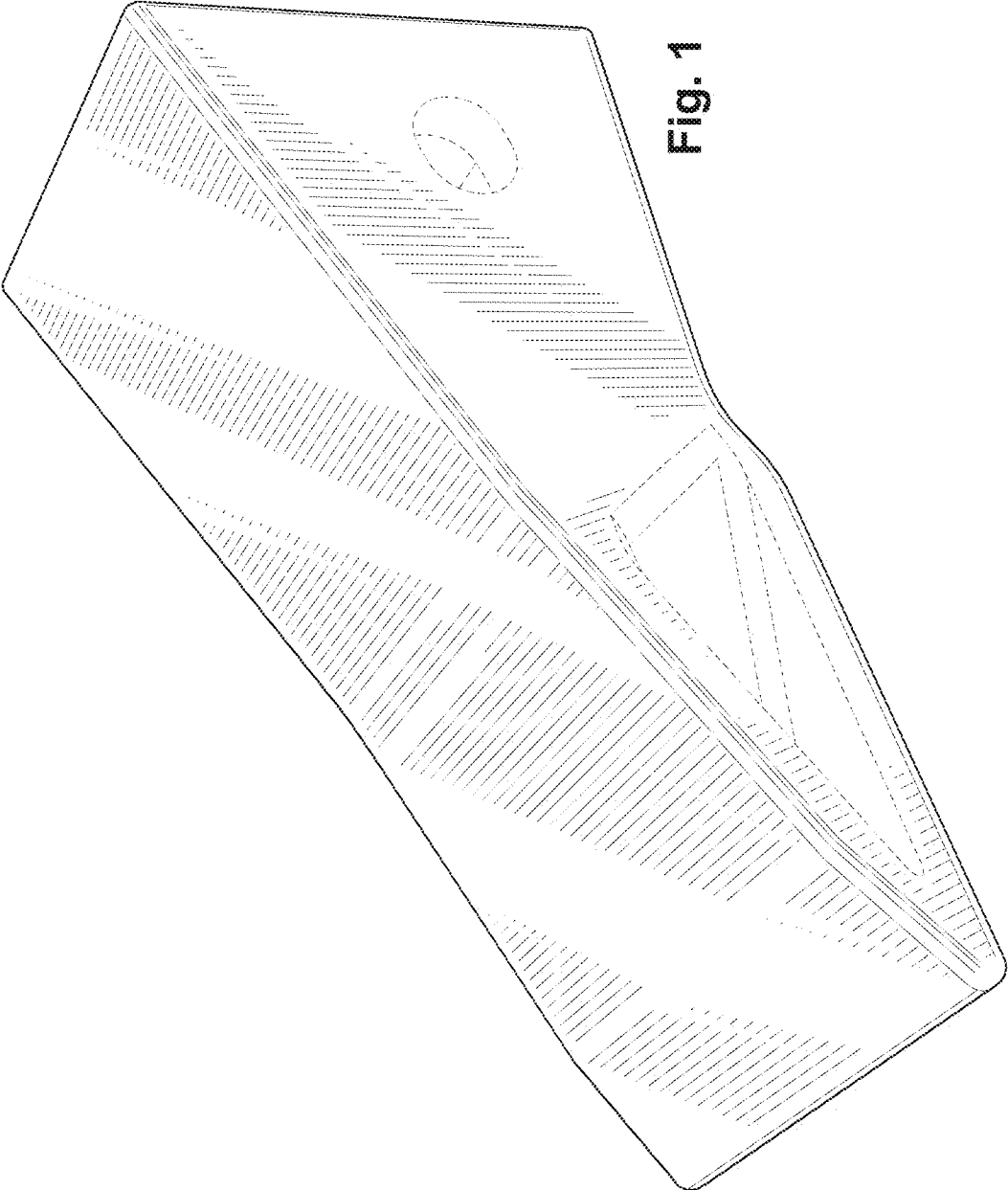


Fig. 1

Fig. 3

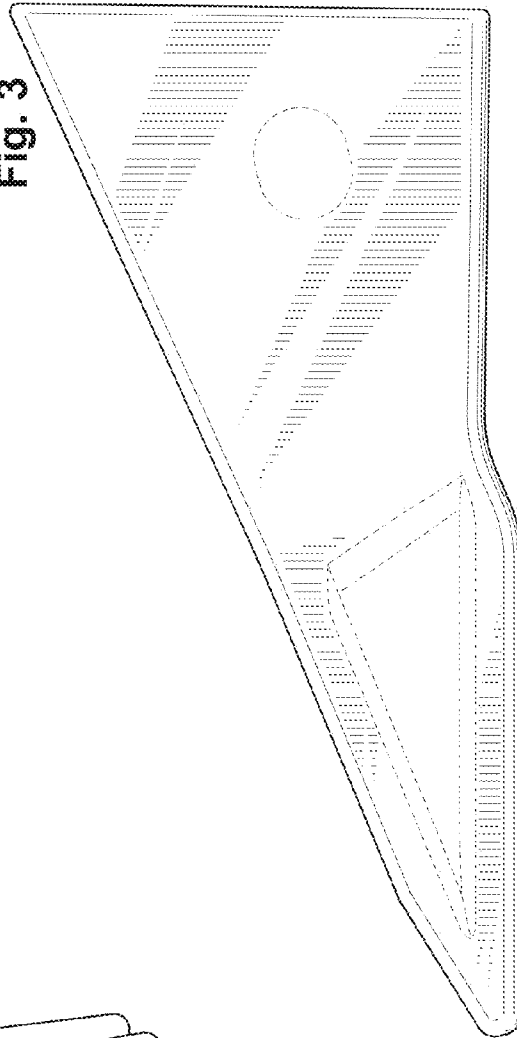
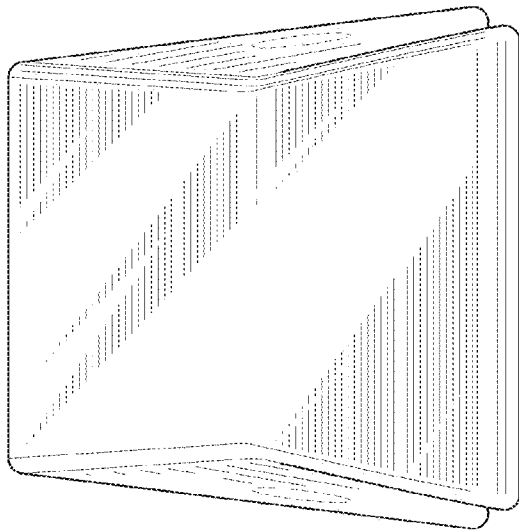


Fig. 2



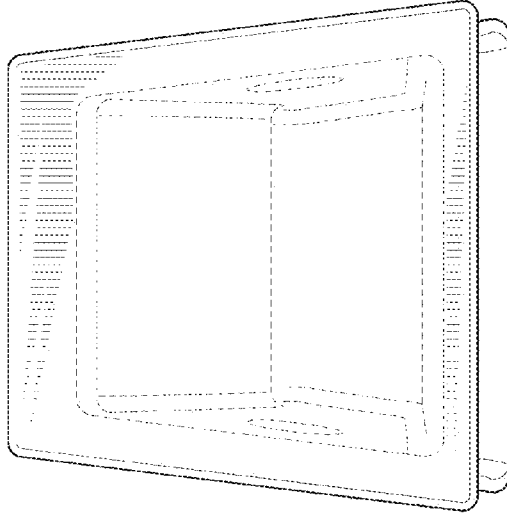


Fig. 5

Fig. 4

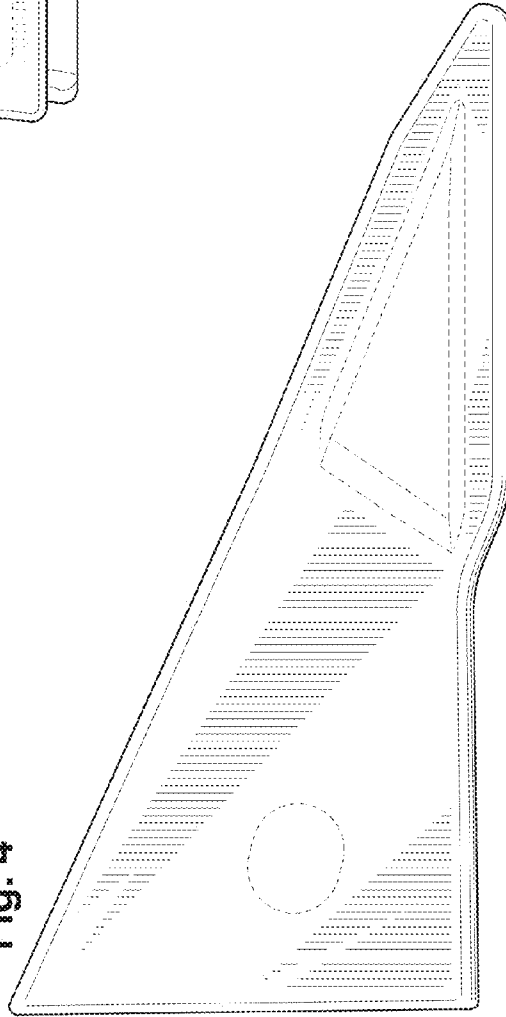


Fig. 7

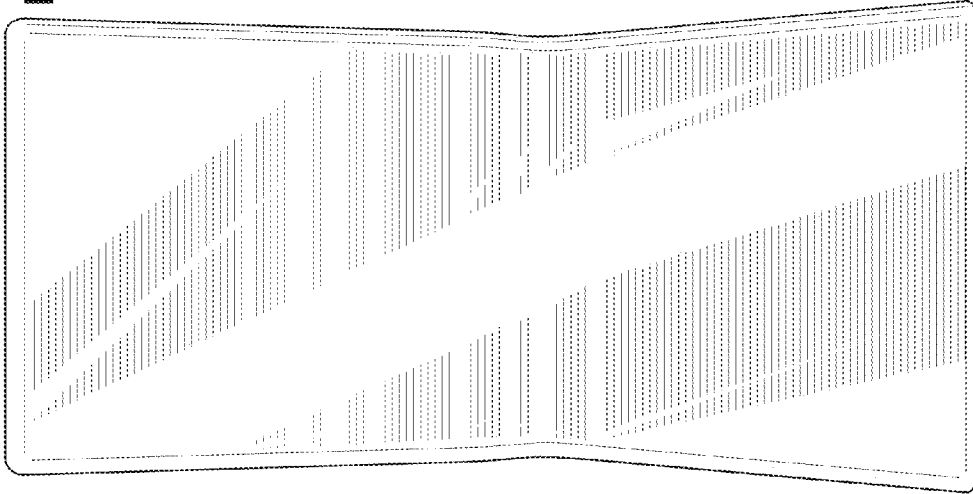
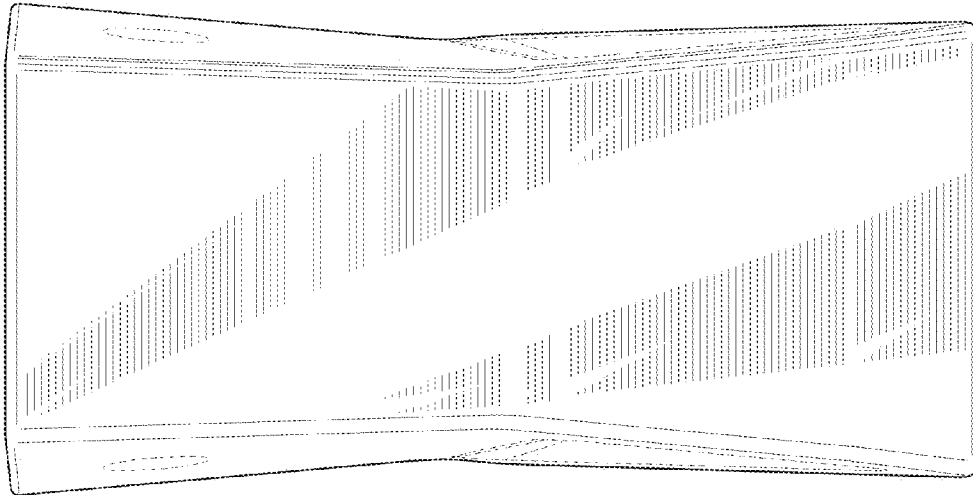


Fig. 6



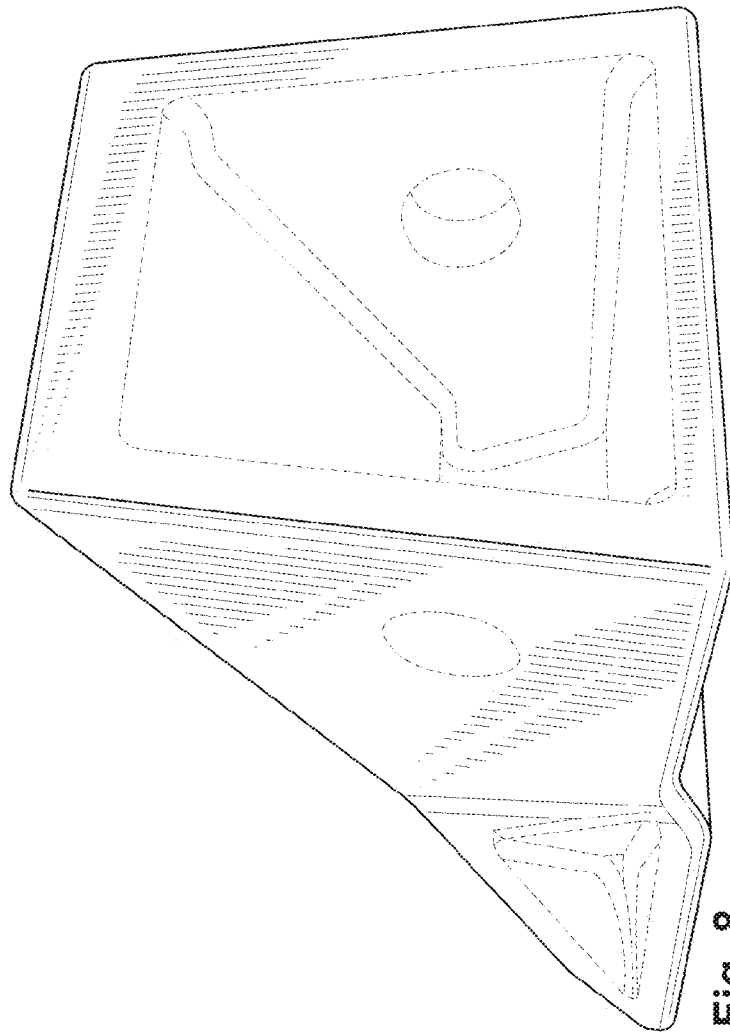


Fig. 8

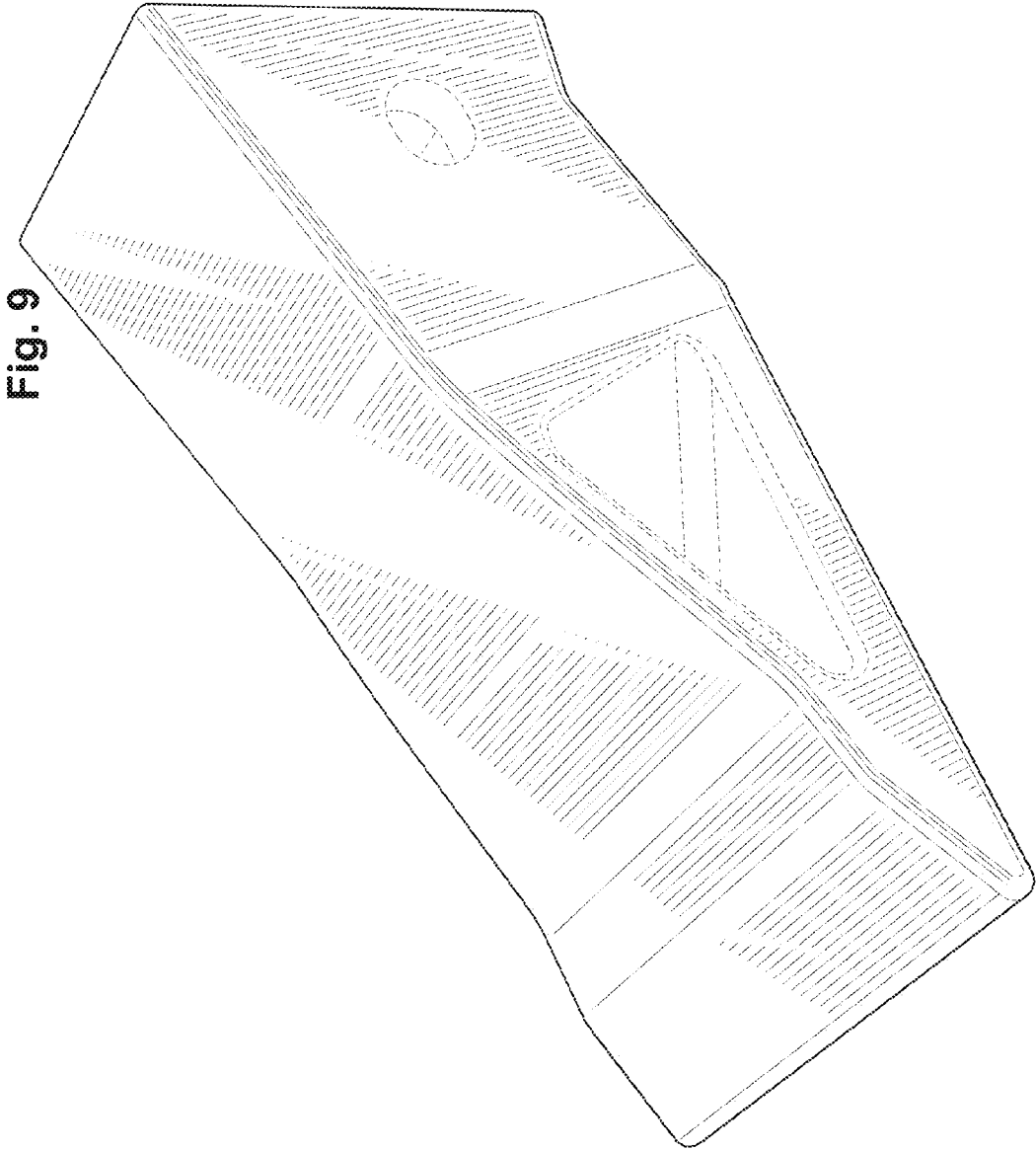


Fig. 9



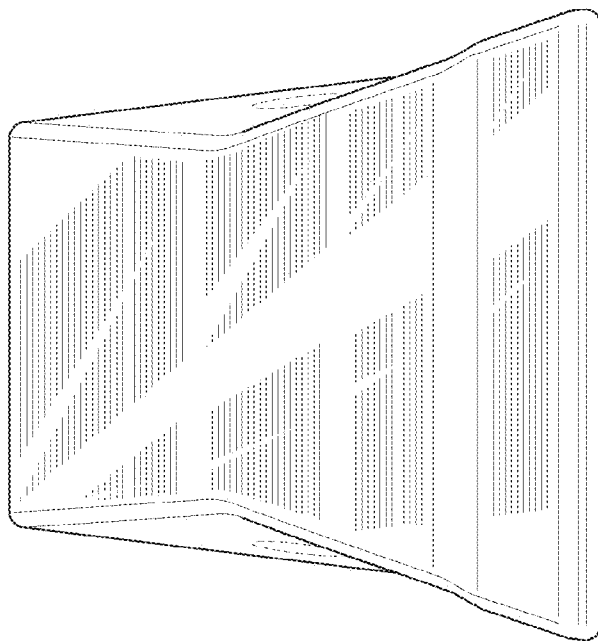


Fig. 10

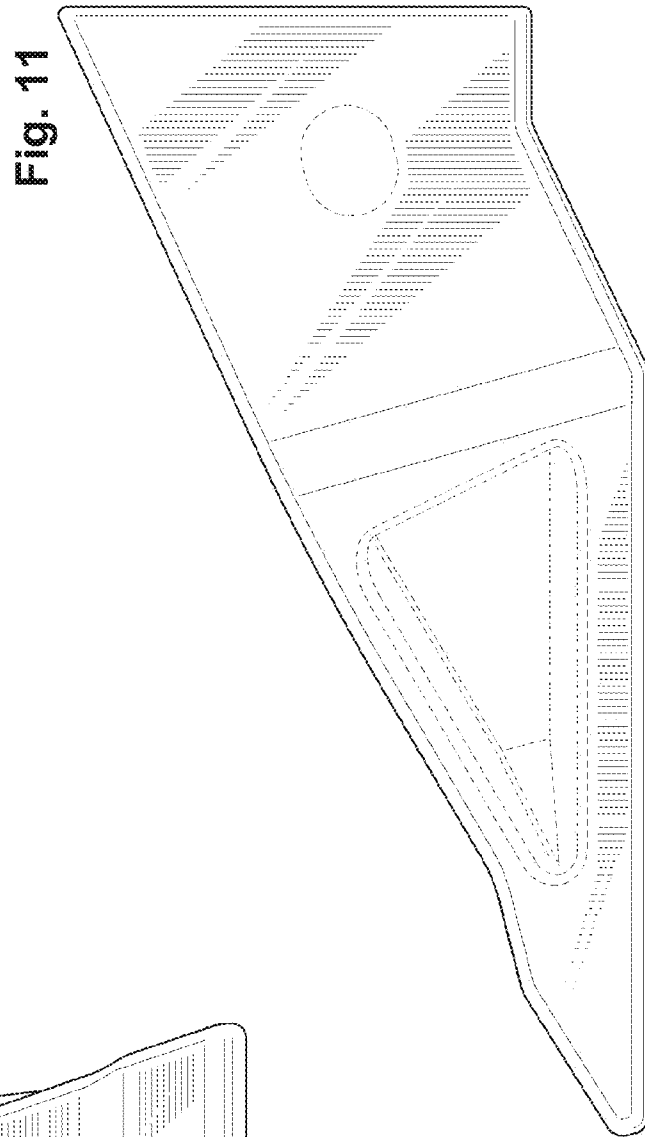


Fig. 11

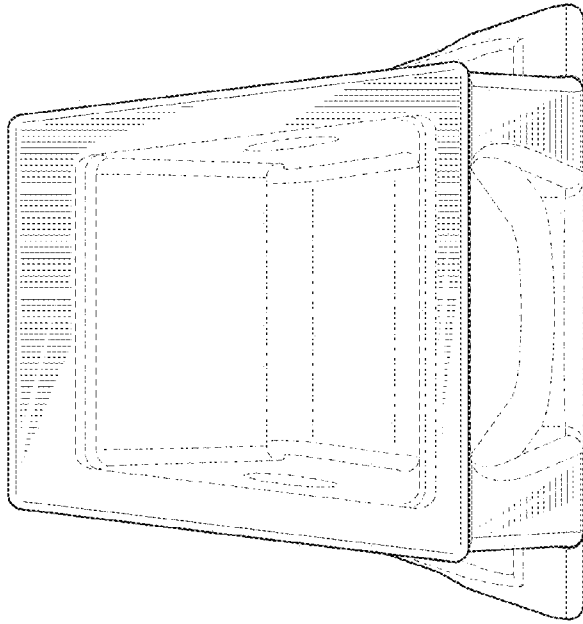
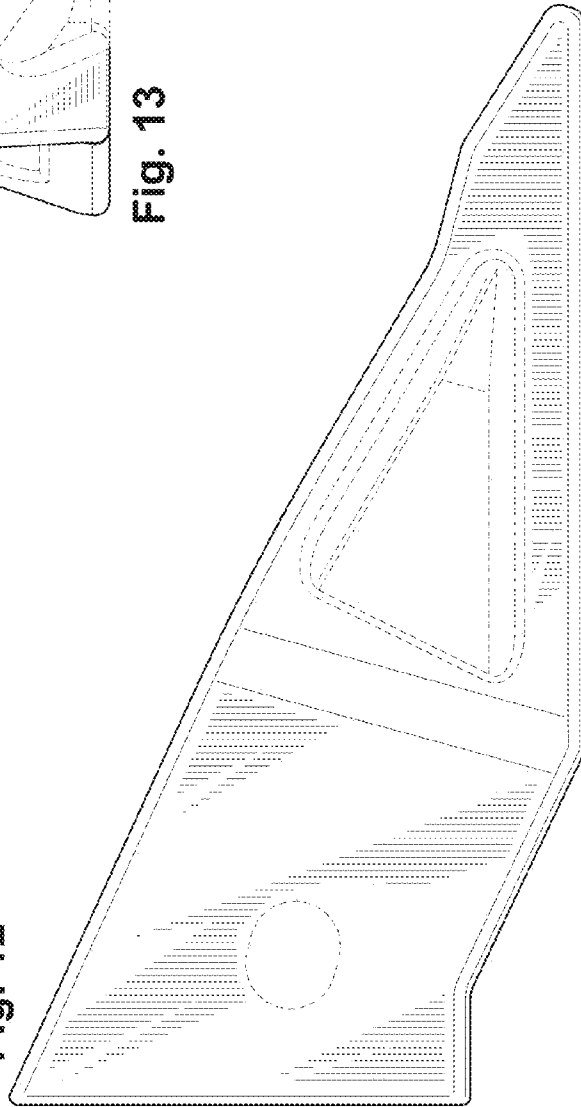


Fig. 13

Fig. 12



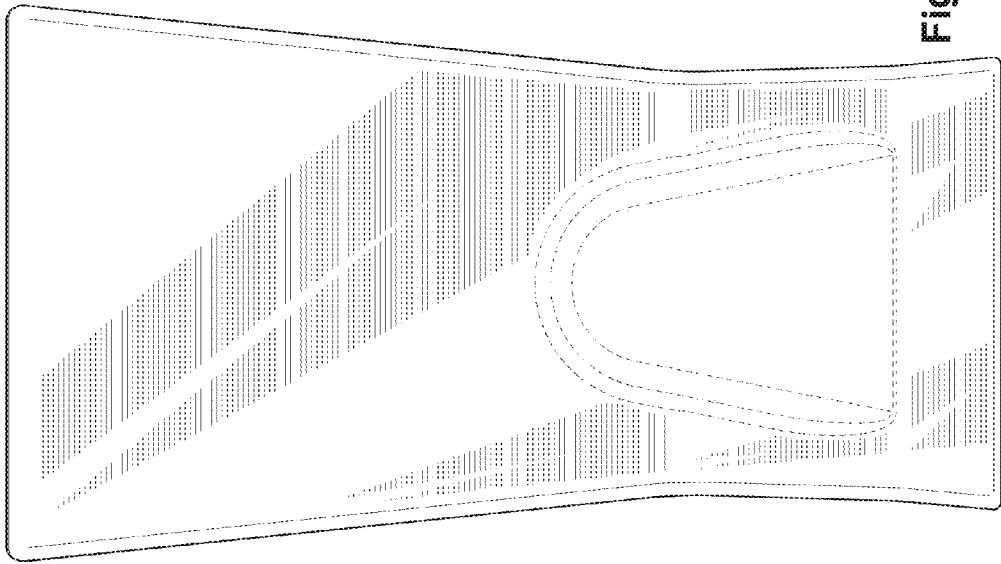


Fig. 15

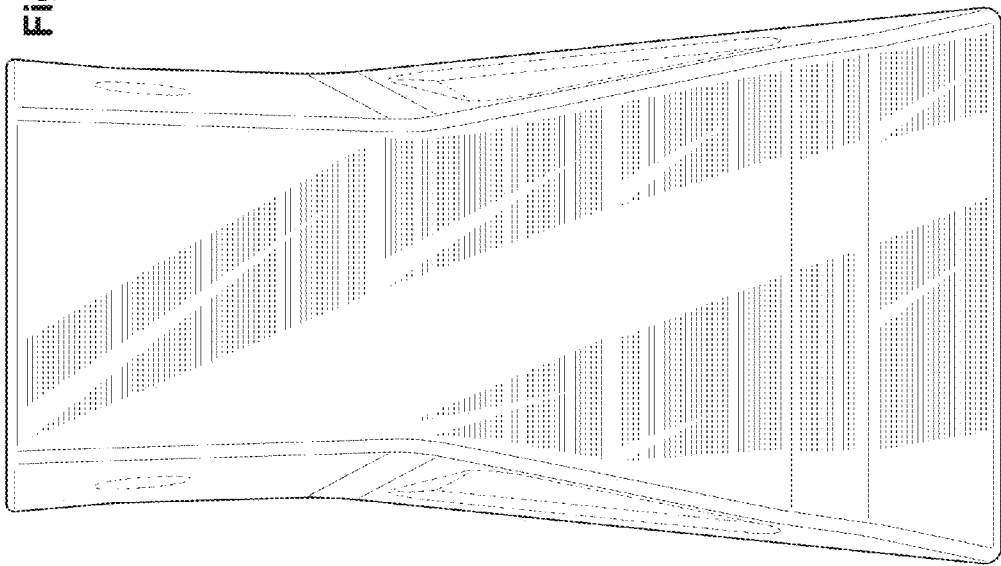


Fig. 14

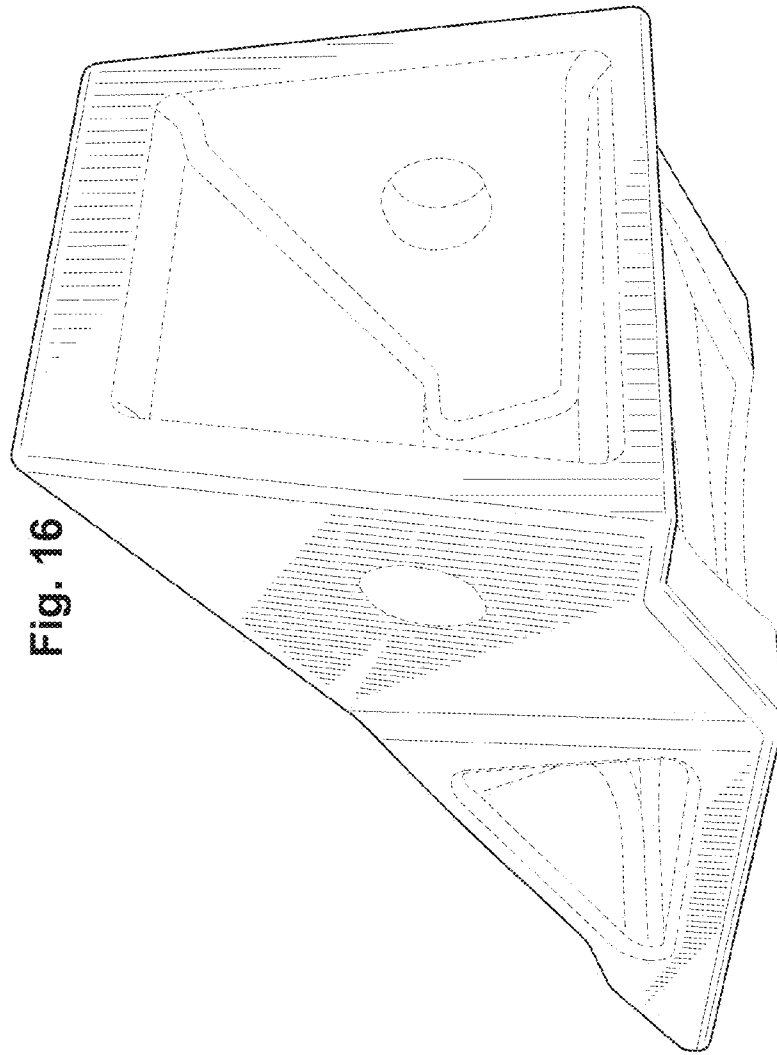


Fig. 16

UNITED STATES PATENT AND TRADEMARK OFFICE  
**CERTIFICATE OF CORRECTION**

PATENT NO. : D727,982 S  
APPLICATION NO. : 29/489010  
DATED : April 28, 2015  
INVENTOR(S) : Renski et al.

Page 1 of 1

It is certified that error appears in the above-identified patent and that said Letters Patent is hereby corrected as shown below:

Title page

Column 1, Item 71 (Applicant), line 1, delete "Caterpillar, Inc.," and insert -- Caterpillar Inc., --.

Column 2, (Other Publications), line 1, delete "Caterpillar, Inc.," and insert -- Caterpillar Inc., --.

Page 2, Column 2, (Other Publications), line 1, delete "Caterpillar, Inc.," and insert -- Caterpillar Inc., --.

Signed and Sealed this  
Fifth Day of April, 2016



Michelle K. Lee  
*Director of the United States Patent and Trademark Office*