

(19) World Intellectual Property Organization
International Bureau



(43) International Publication Date
20 November 2008 (20.11.2008)

PCT

(10) International Publication Number
WO 2008/141013 A1

- (51) **International Patent Classification:**
A61K 31/00 (2006.01) A61K 31/662 (2006.01)
A61K 31/404 (2006.01) A61P 29/00 (2006.01)
A61K 31/44 (2006.01)
- (21) **International Application Number:**
PCT/US2008/062800
- (22) **International Filing Date:** 7 May 2008 (07.05.2008)
- (25) **Filing Language:** English
- (26) **Publication Language:** English
- (30) **Priority Data:**
60/916,592 8 May 2007 (08.05.2007) US
- (71) **Applicant (for all designated States except US): ALLERGAN, INC.** [US/US]; 2525 Dupont Drive, Irvine, CA 92612 (US).
- (72) **Inventors; and**
- (75) **Inventors/Applicants (for US only): DONELLO, John,** E. [US/US]; 34041 Pequito Road, Dona Point, CA 92629 (US). **BEARD, Richard, L.** [US/US]; 2341 Azure Avenue, Newport Beach, CA 92660 (US). **SCHWEIGHOFFER, Fabien, J.** [FR/FR]; 36 Avenue Du Val De Beaute, 94130 Nogent Sur Marne, Val De Marne France (FR).
- (74) **Agents: GERMAN, Joel, B.** et al.; Allergan, Inc., 2525 Dupont Drive, Irvine, CA 92612 (US).
- (81) **Designated States (unless otherwise indicated, for every kind of national protection available):** AE, AG, AL, AM, AO, AT, AU, AZ, BA, BB, BG, BH, BR, BW, BY, BZ, CA, CH, CN, CO, CR, CU, CZ, DE, DK, DM, DO, DZ, EC, EE, EG, ES, FI, GB, GD, GE, GH, GM, GT, HN, HR, HU, ID, IL, IN, IS, JP, KE, KG, KM, KN, KP, KR, KZ, LA, LC, LK, LR, LS, LT, LU, LY, MA, MD, ME, MG, MK, MN, MW, MX, MY, MZ, NA, NG, NI, NO, NZ, OM, PG, PH, PL, PT, RO, RS, RU, SC, SD, SE, SG, SK, SL, SM, SV, SY, TJ, TM, TN, TR, TT, TZ, UA, UG, US, UZ, VC, VN, ZA, ZM, ZW.
- (84) **Designated States (unless otherwise indicated, for every kind of regional protection available):** ARIPO (BW, GH, GM, KE, LS, MW, MZ, NA, SD, SL, SZ, TZ, UG, ZM, ZW), Eurasian (AM, AZ, BY, KG, KZ, MD, RU, TJ, TM), European (AT, BE, BG, CH, CY, CZ, DE, DK, EE, ES, FI, FR, GB, GR, HR, HU, IE, IS, IT, LT, LU, LV, MC, MT, NL, NO, PL, PT, RO, SE, SI, SK, TR), OAPI (BF, BJ, CF, CG, CI, CM, GA, GN, GQ, GW, ML, MR, NE, SN, TD, TG).
- Published:**
— with international search report



WO 2008/141013 A1

(54) **Title:** S1P3 RECEPTOR INHIBITORS FOR TREATING PAIN

(57) **Abstract:** Disclosed herein are compositions and methods for treating pain using S1P3 receptor inhibitors.

S1P3 RECEPTOR INHIBITORS FOR TREATING PAIN

Inventors:

5

John E. Donello, Richard L. Beard, and Fabien J. Schweighoffer

CROSS-REFERENCE

This application claims the benefit of U.S. Application serial number
10 60/871,710, filed December 22, 2006, which is hereby incorporated by
reference in its entirety.

Disclosed herein is a method for treating pain, the method comprising
administering to a patient in need of such treatment an S1P3 receptor
15 inhibitor.

DETAILED DESCRIPTION OF THE INVENTION

S1P3 Receptor

Sphingosine-1-phosphate ("S1P") is an important chemical
20 messenger that can activate particular cell surface transmembrane G-protein
coupled receptors known as endothelial gene differentiation ("Edg")
receptors.

There are five known S1P receptors activated by S1P: S1P1, also
known as Edg 1 (human Edg-1, GenBank Accession No. AF233365); S1P2,
25 also known as Edg 5 (human Edg-5, GenBank Accession No. AF034780);
S1P3, also known as Edg 3 (human Edg-3, GenBank Accession No.
X83864); S1P4, also known as Edg 6 (human Edg-6, GenBank Accession
No. AF000479); and S1P5, also known as Edg 8 (human Edg-8, GenBank
Accession No. AF317676).

30 The method of the present invention treats pain by administering
compounds that inhibit the S1P3 receptor. In one embodiment, the method
administers compounds that selectively inhibit the S1P3 subtype as
compared to at least the S1P1 and S1P2 subtypes.

S1P3 Receptor Inhibitors

A compound is an "S1P3 receptor inhibitor" if it inhibits, partially or completely, the cellular response caused by binding of S1P or other ligand to the S1P3 receptor.

S1P3 is a G-protein coupled receptor (GPCR). When a ligand binds to that receptor it induces a conformational shift, causing GDP to be replaced by GTP on the α -subunit of the associated G-proteins and subsequent release of the G-proteins into the cytoplasm. The α -subunit then dissociates from the $\beta\gamma$ -subunit and each subunit can then associate with effector proteins, activating second messengers, and leading to a cellular response. The process is referred to as S1P cell signaling.

One example of a cellular response is the accumulation of cAMP. The effect of an inhibitor on this response can be measured by well-known techniques in the art. One example is radioimmunoassay and the [γ -³⁵S]GTP binding assay, illustrated in U.S. Patent Application Publication No. 2005/0222422 and No. 2007/0088002 to assay S1P agonists (the disclosures of both these publications are incorporated by reference). To evaluate a compound for its potential as an inhibitor, one can measure cAMP accumulation by radioimmunoassay after incubating S1P (or S1P receptor agonist) in the presence of a test compound and cells expressing the S1P3 receptor; if the compound is an inhibitor, it will reduce the activation of S1P3 by S1P, which can be measured as reduced cAMP accumulation.

Another method of determining if a compound is an S1P3 receptor inhibitor is with a FLIPR assay. An example of this method is described in U.S. Patent Application No. 11/675,168, the contents of which are incorporated herein by reference. According to that application, compounds may be assessed for their ability to activate or block activation of the human S1P3 receptor in T24 cells stably expressing the human S1P3 receptor. In this assay ten thousand cells/well are plated into 384-well poly-D-lysine coated plates one day prior to use. The growth media for the S1P3 receptor

expressing cell line is McCoy's 5A medium supplemented with 10% charcoal-treated fetal bovine serum (FBS), 1% antibiotic-antimycotic and 400 µg/ml geneticin. On the day of the experiment, the cells are washed twice with Hank's Balanced Salt Solution supplemented with 20 mM HEPES
5 (HBSS/Hepes buffer). The cells are then dye loaded with 2 µM Fluo-4 diluted in the HBSS/Hepes buffer with 1.25 mM Probenecid and incubated at 37°C for 40 minutes. Extracellular dye is removed by washing the cell plates four times prior to placing the plates in the FLIPR (Fluorometric Imaging Plate Reader, Molecular Devices). Ligands are diluted in HBSS/Hepes
10 buffer and prepared in 384-well microplates. The positive control, S1P, is diluted in HBSS/Hepes buffer with 4 mg/ml fatty acid free bovine serum albumin. The FLIPR transfers 12.5 µl from the ligand microplate to the cell plate and takes fluorescent measurements for 75 seconds, taking readings every second, and then for 2.5 minutes, taking readings every 10 seconds.
15 Drugs are tested over the concentration range of 0.61 nM to 10,000 nM. Data for Ca⁺² responses is obtained in arbitrary fluorescence units and not translated into Ca⁺² concentrations. IC₅₀ values are determined through a linear regression analysis using the Levenburg Marquardt algorithm.

S1P3 receptor inhibitors include S1P3 receptor antagonists and S1P3
20 receptor inverse agonists, as long as they inhibit, partially or completely, S1P cell signaling.

S1P3 receptor inhibitors may be selective for the S1P3 receptor or they may inhibit S1P cell signaling at more than one of the S1P receptor subtypes. An inhibitor is selective for the S1P3 receptor compared to
25 another S1P subtype if the inhibitor is more than 100 times as potent at inhibiting the S1P3 receptor than it is at inhibiting or activating the other S1P receptor subtype. For example, the IC₅₀ of hypothetical compound A in a FLIPR assay is 100 nM at the S1P3 receptor, >5000 nM at the S1P1 receptor, and 200 nM at the S1P5 receptor; compound A is selective for the
30 S1P3 receptor compared to the S1P1 receptor but not compared to the S1P5 receptor. If, to take another example, the IC₅₀ of hypothetical compound B is 100 nM at the S1P3 receptor and EC₅₀ is 200 nM at the

S1P1 receptor and > 5000 at the S1P2 receptor, then compound B is selective for the S1P3 receptor compared to the S1P2 receptor but not the S1P1 receptor.

In one embodiment, the S1P3 receptor inhibitors are selective for the S1P3 receptor as compared to the S1P1 receptor. In another embodiment, the S13P receptor inhibitors are selective for the S1P3 receptor as compared to the S1P2 receptor. In another embodiment, the S13P receptor inhibitors are selective for the S1P3 receptor as compared to both the S1P1 and the S1P2 receptors.

10

S13P receptor inhibitors useful in the method of the invention

S1P3 receptor inhibitors useful in the method of the invention include those disclosed in U.S. Patent Application No. 11/675,168, No. 11/690,637, No. 60/884,470, and No. 60/824,807, and in U.S. Patent Application Publication No. 2005/022422. The disclosures of all the foregoing references are incorporated by reference.

15

Definitions

In describing S13P receptor inhibitors useful in the invention, the following terms have the following meanings, unless otherwise indicated.

20

“Me” refers to methyl.

“Et” refers to ethyl.

“tBu” refers to t-butyl.

“iPr” refers to i-propyl.

“Ph” refers to phenyl.

25

“Alkyl” refers to a straight-chain, branched or cyclic saturated aliphatic hydrocarbon. The alkyl group may have 1 to 12 carbons; in other embodiments, it is a lower alkyl of from 1 to 7 carbons, or a lower alkyl from 1 to 4 carbons. Typical alkyl groups include methyl, ethyl, propyl, isopropyl, butyl, isobutyl, tertiary butyl, pentyl, hexyl and the like. The alkyl group may be optionally substituted with one or more substituents are selected from the group consisting of hydroxyl, cyano, alkoxy, =O, =S, NO₂, halogen, dimethyl amino and SH.

30

“Alkenyl” refers to a straight-chain, branched or cyclic unsaturated hydrocarbon group containing at least one carbon-carbon double bond. The alkenyl group may have 2 to 12 carbons; in other embodiments, it is a lower alkenyl of from 2 to 7 carbons, or a lower alkenyl of from 2 to 4 carbons. The alkenyl group may be optionally substituted with one or more substituents selected from the group consisting of hydroxyl, cyano, alkoxy, O, S, NO₂, halogen, dimethyl amino and SH.

“Alkynyl” refers to a straight-chain, branched or cyclic unsaturated hydrocarbon containing at least one carbon-carbon triple bond. The alkynyl group may have 2 to 12 carbons; in other embodiments, it is a lower alkynyl of from 2 to 7 carbons, or a lower alkynyl of from 2 to 4 carbons. The alkynyl group may be optionally substituted with one or more substituents selected from the group consisting of hydroxyl, cyano, alkoxy, O, S, NO₂, halogen, dimethyl amino and SH.

“Alkoxy” refers to an “O-alkyl” group.

“Aryl” refers to an aromatic group which has at least one ring having a conjugated pi electron system and includes carbocyclic aryl, heterocyclic aryl and biaryl groups. The aryl group may be optionally substituted with one or more substituents selected from the group consisting of halogen, trihalomethyl, hydroxyl, SH, OH, NO₂, amine, thioether, cyano, alkoxy, alkyl, and amino.

“Alkaryl” (Alkylaryl) refers to an alkyl that is covalently joined to an aryl group. In one embodiment, the alkyl is a lower alkyl.

“Aryloxy” refers to an “O-aryl” group.

“Arylalkyloxy” refers to an “O-alkaryl” (O-alkylaryl) group.

“Carbocyclic aryl” refers to an aryl group wherein the ring atoms are carbon.

“Heterocyclic aryl” refers to an aryl group having from 1 to 3 heteroatoms as ring atoms, the remainder of the ring atoms being carbon. Heteroatoms include oxygen, sulfur, and nitrogen.

“Hydrocarbonyl” refers to a hydrocarbon radical having only carbon and

hydrogen atoms. The hydrocarbonyl radical may have from 1 to 20 carbon atoms, or from 1 to 12 carbon atoms, or from 1 to 7 carbon atoms.

“Substituted hydrocarbonyl” refers to a hydrocarbonyl radical wherein one or more, but not all, of the hydrogen and/or the carbon atoms are replaced
 5 by a halogen, nitrogen, oxygen, sulfur or phosphorus atom or a radical including a halogen, nitrogen, oxygen, sulfur or phosphorus atom, e.g. fluoro, chloro, cyano, nitro, hydroxyl, phosphate, thiol, etc.

“Amide” refers to $--C(O)--NH--R'$, wherein R' is alkyl, aryl, alkylaryl or hydrogen.

10 “Ester” refers to $--C(O)--O--R'$, wherein R' is alkyl, aryl or alkylaryl.

“Carboxy” refers to $--C(O)--O--H$

“Thioamide” refers to $--C(S)--NH--R'$, wherein R' is alkyl, aryl, alkylaryl or hydrogen.

“Thiol ester” refers to $--C(O)--S--R'$, wherein R' is alkyl, aryl, alkylaryl
 15 or hydrogen.

“Amine” refers to a $--N(R'')R'''$ group, wherein R'' and R''' are independently selected from the group consisting of alkyl, aryl, and alkylaryl.

“Thioether” refers to $--S--R''$, wherein R'' is alkyl, aryl, or alkylaryl.

“Sulfonyl” refers to $--S(O)_2--R''''$, wherein R'''' is alkyl, aryl, $C(CN)=C-$
 20 aryl, CH_2CN , or alkylaryl.

“Sulfoxyl” refers to $--S(O)--R'''''$, wherein R''''' is alkyl, alkenyl, alkynyl, aryl, or alkylaryl.

“Sulfonamidyl” refers to $--S(O)--NR'(R'')$, wherein R' and R'' are independently alkyl, alkenyl, alkynyl, aryl, or alkylaryl.

25 “Carbocyclic” refers to any ring, aromatic or non-aromatic, containing 1 to 12 carbon atoms.

“Heterocyclic” refers to any ring, aromatic or non-aromatic, containing 1 to 12 carbon atoms and 1 to 4 heteroatoms chosen from a group consisting of oxygen, nitrogen and sulfur.

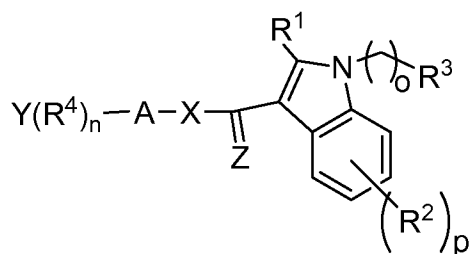
30

Indole-3-carboxylic acid amide, ester, thioamide and thiol ester compounds

bearing aryl or heteroaryl groups

U.S. Patent Application No. 11/675,168 discloses S1P3 receptor antagonists having the following formula:

5



wherein

X is NR⁵, O, S;

10

Z is O or S;

n is 0 or an integer of from 1 to 4;

o is 0 or an integer of from 1 to 3;

p is 0 or an integer of from 1 to 4;

A is (C(R⁵)₂)_m, wherein

15

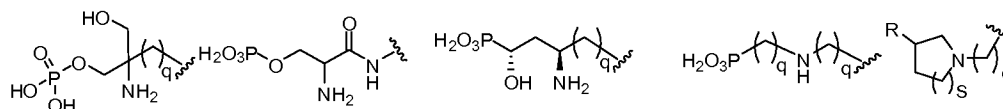
m is 0 or an integer of from 1 to 6;

R⁵ is selected from the group consisting of hydrogen, straight or branched chain alkyl having 1 to 12 carbons, cycloalkyl having 3 to 6 carbons, alkenyl having 2 to 6 carbons and 1 or 2 double bonds, alkynyl having 2 to 6 carbons and 1 or 2 triple bonds, aryl, wherein said aryl is a carbocyclic aryl or heterocyclic aryl group wherein said carbocyclic aryl comprises from 6 to 20 atoms and said heterocyclic aryl comprises from 2 to 20 carbon atoms and from 1 to 5 heteroatoms selected from the group consisting of nitrogen, oxygen and sulfur, halo, C₁ to C₁₂ haloalkyl, hydroxyl, C₁ to C₁₂ alkoxy, C₁ to C₁₂ alkylcarbonyl, formyl, oxycarbonyl, carboxy, C₁ to C₁₂ alkyl carboxylate, C₁ to C₁₂ alkyl amide, aminocarbonyl, amino, cyano, diazo, nitro, thio, sulfoxyl and sulfonyl groups;

25

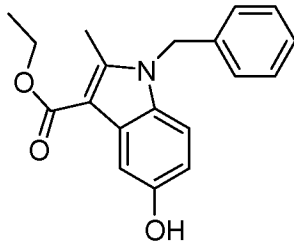
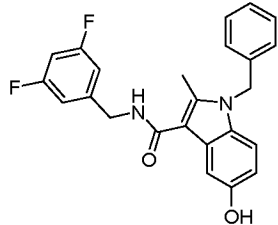
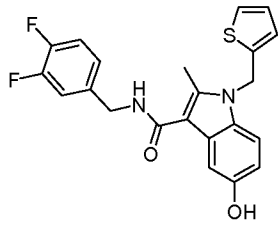
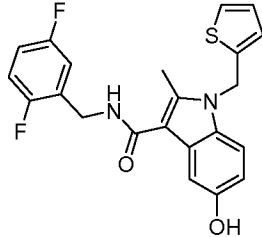
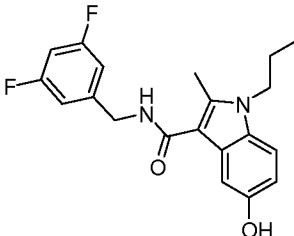
Y is a carbocyclic aryl or heterocyclic aryl group wherein said carbocyclic aryl comprises from 6 to 20 atoms and said heterocyclic aryl comprises from 2 to 20 carbon atoms and from 1 to 5 heteroatoms selected from the group consisting of nitrogen, oxygen and sulfur, and wherein said aryl may be bonded to A at any position;

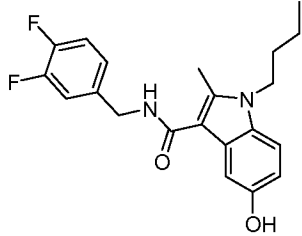
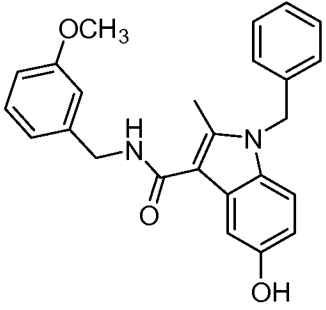
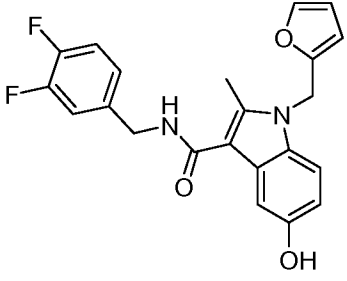
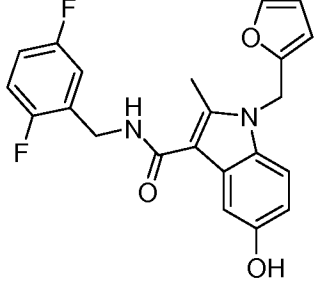
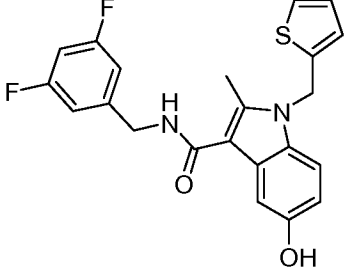
R¹, R², R³, R⁴ are selected from the group consisting of hydrogen; straight or branched chain alkyl having 1 to 12 carbons; cycloalkyl having 3 to 6 carbons; alkenyl having 2 to 6 carbons and 1 or 2 double bonds; alkynyl having 2 to 6 carbons and 1 or 2 triple bonds; aryl wherein said aryl is a carbocyclic aryl or heterocyclic aryl group wherein said carbocyclic aryl comprises from 6 to 20 atoms and said heterocyclic aryl comprises from 2 to 20 carbon atoms and from 1 to 5 heteroatoms selected from the group consisting of nitrogen, oxygen and sulfur; halo; C₁ to C₁₂ haloalkyl; hydroxyl; C₁ to C₁₂ alkoxy; C₃ to C₂₀ arylalkyloxy; C₁ to C₁₂ alkylcarbonyl; formyl; oxycarbonyl; carboxy; C₁ to C₁₂ alkyl carboxylate; C₁ to C₁₂ alkyl amide; aminocarbonyl; amino; cyano; diazo; nitro; thio; sulfoxyl; sulfonyl groups; or a group selected from the group consisting of

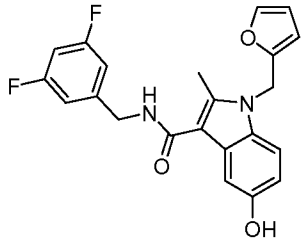
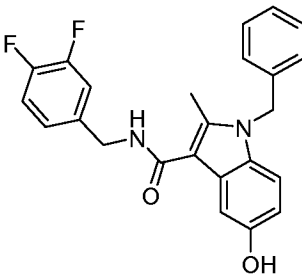
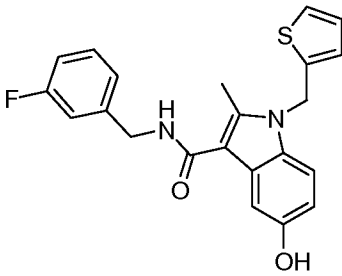
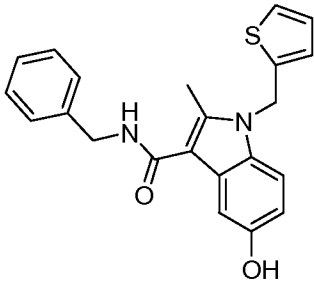
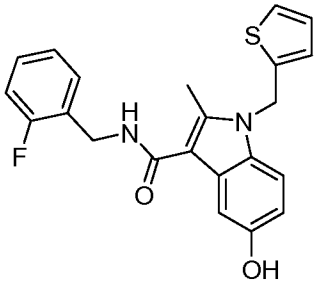


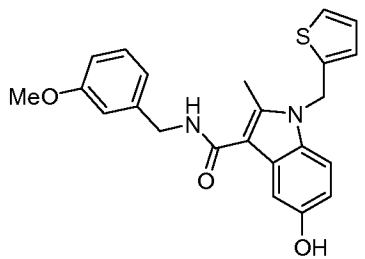
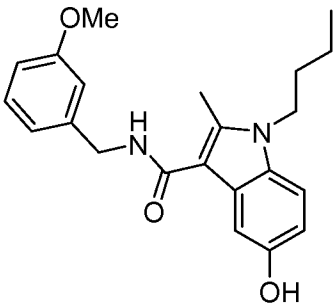
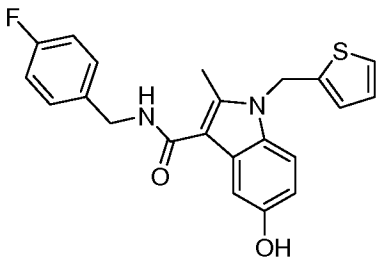
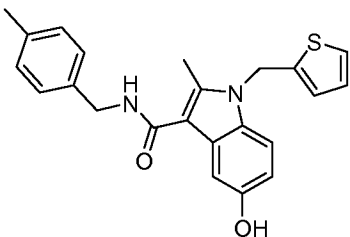
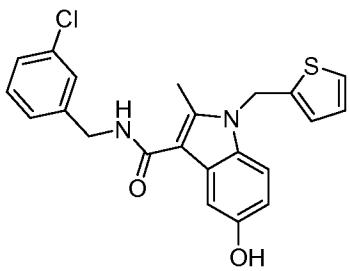
wherein R is CO₂H or PO₃H₂, p is an integer of 1 or 2 and q is 0 or an integer of 1 to 5 and s is 0 or an integer of 1 or 2; provided that, if Y is phenyl, it must be substituted with at least one R⁴ group that is not hydrogen.

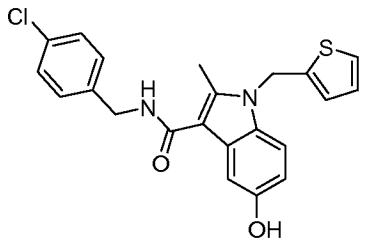
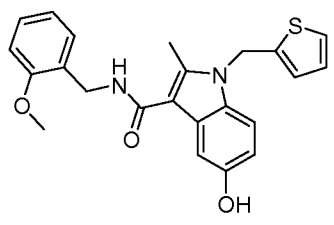
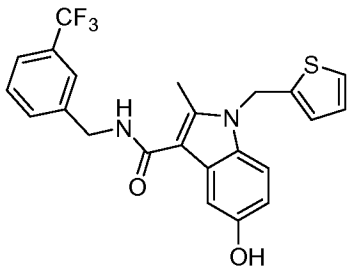
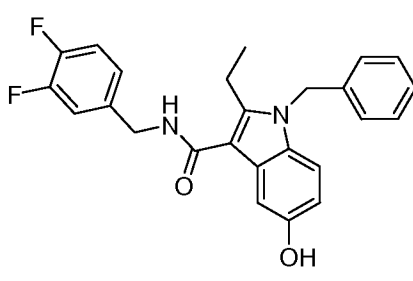
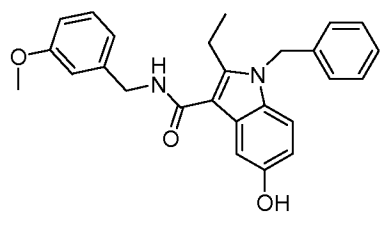
Examples of such compounds include the following

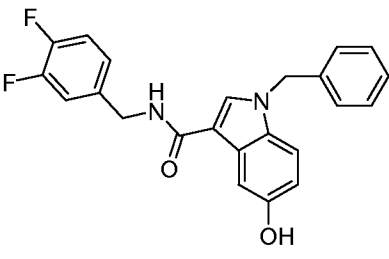
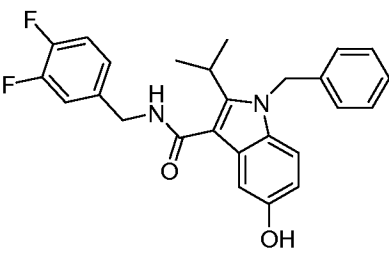
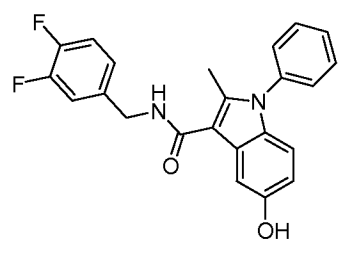
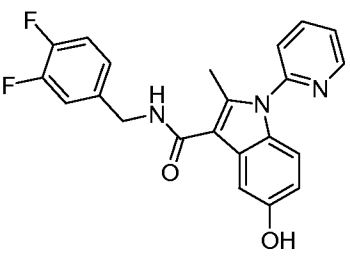
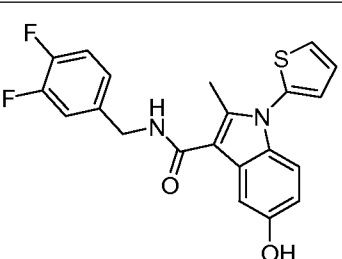
No.	COMPOUND
1	
2	
3	
4	
5	

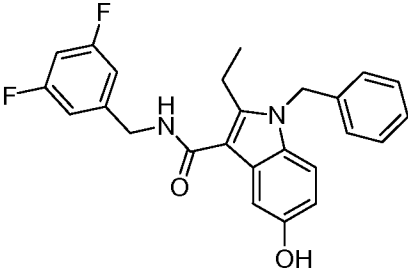
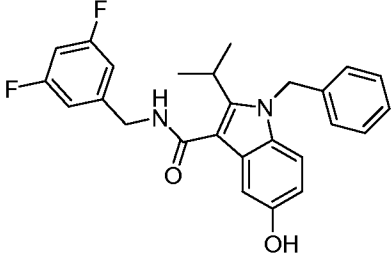
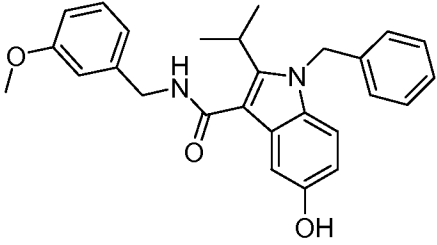
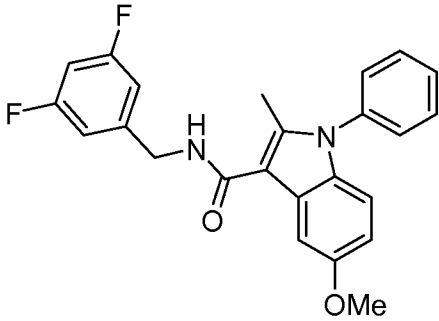
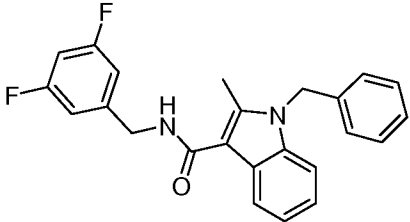
No.	COMPOUND
6	 <chem>CCCC1=C(C)N(C1C2=CC=C(O)C=C2)C(=O)NCC3=CC=C(F)C(F)=C3</chem>
7	 <chem>CCCC1=C(C)N(C1C2=CC=C(O)C=C2)C(=O)NCC3=CC=C(OC)C=C3</chem>
8	 <chem>CCCC1=C(C)N(C1C2=CC=C(O)C=C2)C(=O)NCC3=COC=C3</chem>
9	 <chem>CCCC1=C(C)N(C1C2=CC=C(O)C=C2)C(=O)NCC3=C(F)C=C(F)C=C3</chem>
10	 <chem>CCCC1=C(C)N(C1C2=CC=C(O)C=C2)C(=O)NCC3=CSC=C3</chem>

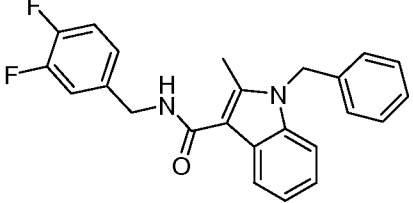
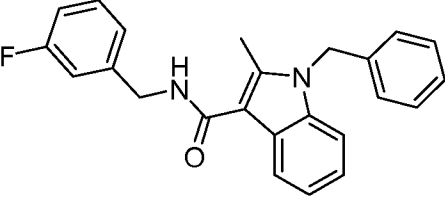
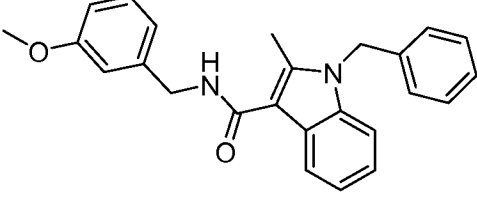
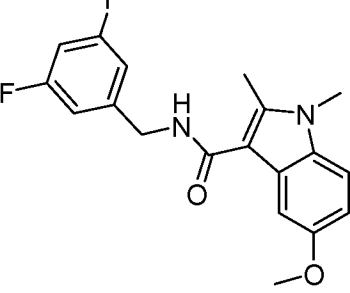
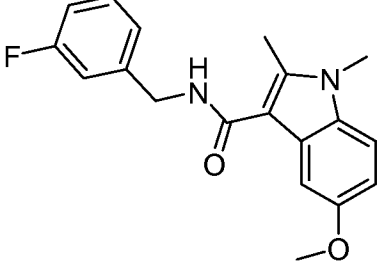
No.	COMPOUND
11	
12	
13	
14	
15	

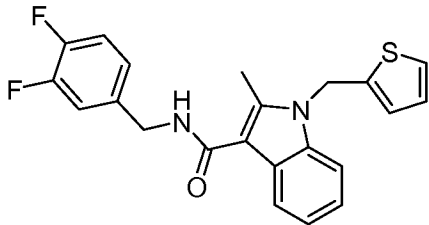
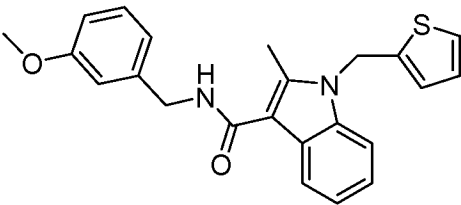
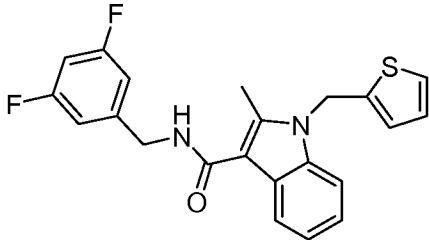
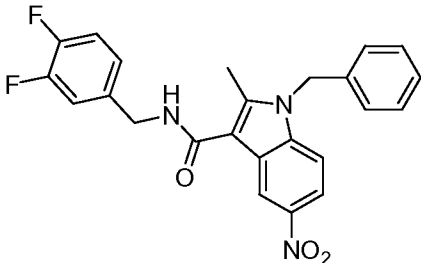
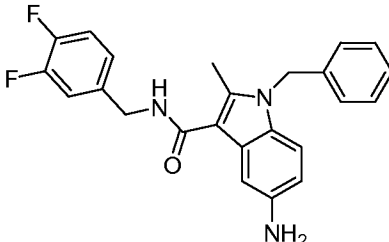
No.	COMPOUND
16	 <chem>COc1ccc(cc1)CN(C(=O)c2c(C)c3ccc(O)cc3n2)CC4=CC=CS4</chem>
17	 <chem>COc1ccc(cc1)CN(C(=O)c2c(C)c3ccc(O)cc3n2)CCC</chem>
18	 <chem>Fc1ccc(cc1)CN(C(=O)c2c(C)c3ccc(O)cc3n2)CC4=CC=CS4</chem>
19	 <chem>Cc1ccc(cc1)CN(C(=O)c2c(C)c3ccc(O)cc3n2)CC4=CC=CS4</chem>
20	 <chem>Clc1ccc(cc1)CN(C(=O)c2c(C)c3ccc(O)cc3n2)CC4=CC=CS4</chem>

No.	COMPOUND
21	 <chem>Cc1c2c(c3cc(O)ccc3n1CNCc4ccc(Cl)cc4)C5=CC=CC=C5S</chem>
22	 <chem>Cc1c2c(c3cc(O)ccc3n1CNCc4cc(OC)cc4)C5=CC=CC=C5S</chem>
23	 <chem>Cc1c2c(c3cc(O)ccc3n1CNCc4ccc(C(F)(F)F)cc4)C5=CC=CC=C5S</chem>
24	 <chem>CCc1c2c(c3cc(O)ccc3n1CNCc4ccc(F)cc4F)C5=CC=CC=C5</chem>
25	 <chem>CCc1c2c(c3cc(O)ccc3n1CNCc4ccc(OC)cc4)C5=CC=CC=C5</chem>

No.	COMPOUND
26	 <chem>Oc1ccc2c(c1)c(cn2Cc3ccccc3)C(=O)CNc4cc(F)cc(F)c4</chem>
27	 <chem>Oc1ccc2c(c1)c(c(C)N2Cc3ccccc3)C(=O)CNc4cc(F)cc(F)c4</chem>
28	 <chem>Oc1ccc2c(c1)c(c(N2Cc3ccccc3)C(=O)CNc4cc(F)cc(F)c4)c5ccccc5</chem>
29	 <chem>Oc1ccc2c(c1)c(c(N2Cc3ccccc3)C(=O)CNc4cc(F)cc(F)c4)c5ccncc5</chem>
30	 <chem>Oc1ccc2c(c1)c(c(N2Cc3ccccc3)C(=O)CNc4cc(F)cc(F)c4)c5csc5</chem>

No.	COMPOUND
31	 <chem>CC1=C(C(=O)NCC2=CC=C(F)C=C2F)C3=CC=C(O)C=C1N3Cc4ccccc4</chem>
32	 <chem>CC1=C(C(=O)NCC2=CC=C(F)C=C2F)C3=CC=C(O)C=C1N3Cc4ccccc4</chem>
33	 <chem>CC1=C(C(=O)NCC2=CC=C(OC)C=C2)C3=CC=C(O)C=C1N3Cc4ccccc4</chem>
34	 <chem>CC1=C(C(=O)NCC2=CC=C(F)C=C2F)C3=CC=C(OC)C=C1N3c4ccccc4</chem>
35	 <chem>CC1=C(C(=O)NCC2=CC=C(F)C=C2F)C3=CC=CC=C3N1Cc4ccccc4</chem>

No.	COMPOUND
36	
37	
38	
39	
40	

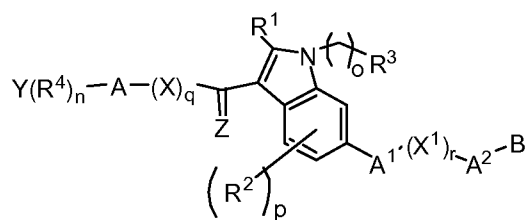
No.	COMPOUND
41	 <chem>Cc1c2c(c3ccccc13)nc(Cc4ccsc4)c2C(=O)NCC5=CC=C(F)C=C5F</chem>
42	 <chem>Cc1c2c(c3ccccc13)nc(Cc4ccsc4)c2C(=O)NCC5=CC=C(OC)C=C5</chem>
43	 <chem>Cc1c2c(c3ccccc13)nc(Cc4ccsc4)c2C(=O)NCC5=CC=C(F)C=C5F</chem>
44	 <chem>Cc1c2c(c3ccccc13)nc(Cc4ccccc4)c2C(=O)NCC5=CC=C(F)C=C5F[N+](=O)[O-]</chem>
45	 <chem>Cc1c2c(c3ccccc13)nc(Cc4ccccc4)c2C(=O)NCC5=CC=C(F)C=C5FN</chem>

No.	COMPOUND
46	
47	
48	

Additional indole compounds

U.S. Patent Application No. 60/884,470 discloses S1P3 receptor antagonists having the following formula:

5



Formula I

wherein:

R¹, R², R³ and R⁴ are independently selected from the group consisting of hydrogen, straight or branched chain alkyl having 1 to 12 carbons, alkenyl having 2 to 6 carbons and 1 or 2 double bonds, alkynyl having 2 to 6 carbons and 1 or 2 triple bonds, carbocyclic hydrocarbon groups having from 3 to 20 carbon atoms, heterocyclic groups having up to 20 carbon atoms and at least one of oxygen, nitrogen and/or sulfur in the ring, halo, C₁ to C₁₂ haloalkyl, hydroxyl, C₁ to C₁₂ alkoxy, C₃ to C₂₀ arylalkoxy, C₁ to C₁₂ alkylcarbonyl, formyl, oxycarbonyl, carboxy, C₁ to C₁₂ alkyl carboxylate, C₁ to C₁₂ alkyl amide, aminocarbonyl, amino, cyano, diazo, nitro, thio, sulfoxyl, and sulfonyl groups;

X and X¹ are independently selected from the group consisting of NR⁵, O and S;

R⁵ is hydrogen, an alkyl group of 1 to 10 carbons, a cycloalkyl group of 5 to 10 carbons, phenyl or lower alkylphenyl;

Y is a carbocyclic aryl or heterocyclic aryl group wherein said carbocyclic aryl comprises from 6 to 20 atoms and said heterocyclic aryl comprises from 2 to 20 carbon atoms and from 1 to 5 heteroatoms selected from the group consisting of nitrogen, oxygen and sulfur, and wherein said aryl may be bonded to A at any position;

Z is O or S;

n is 0 or an integer of from 1 to 5;

o is 0 or an integer of from 1 to 3;

p is 0 or an integer of from 1 to 3;

q is 0 or 1;

r is 0 or 1;

A, A¹ and A² are independently selected from the group consisting of (CH₂)_v wherein v is 0 or an integer of from 1 to 12, branched chain alkyl having 3 to 12 carbons, cycloalkyl having 3 to 12 carbons, alkenyl having 2 to 10 carbons and 1–3 double bonds and alkynyl having 2 to 10 carbons and 1 to 3 triple bonds;

B is selected from the group consisting of hydrogen, OR⁶, COOR⁷, NR⁸R⁹, CONR⁸R⁹, COR¹⁰, CH=NOR¹¹, CH=NNR¹²R¹³ wherein R⁶, R⁷, R¹⁰ and R¹¹ are independently selected from the group consisting of hydrogen, straight or branched chain alkyl having 1 to 12 carbons, alkenyl having 2 to 6 carbons and 1 or 2 double bonds, alkynyl having 2 to 6 carbons and 1 or 2 triple bonds, a carbocyclic hydrocarbon group having from 3 to 20 carbon atoms, a heterocyclic group having up to 20 carbon atoms and at least one of oxygen, nitrogen and/or sulfur in the ring, R⁸, R⁹, R¹² and R¹³ are independently selected from the group consisting of hydrogen, straight or branched chain alkyl having 1 to 12 carbons, alkenyl having 2 to 6 carbons and 1 or 2 double bonds, alkynyl having 2 to 6 carbons and 1 or 2 triple bonds, a carbocyclic hydrocarbon group having from 3 to 20 carbon atoms, a heterocyclic group having up to 20 carbon atoms and at least one of oxygen, nitrogen and/or sulfur in the ring, or R⁸ and R⁹ and/or R¹² and R¹³, together, can form a divalent carbon radical of 2 to 5 carbons to form a heterocyclic ring with nitrogen, wherein any of R⁶, R⁷, R⁸, R⁹, R¹⁰, R¹¹, R¹² or R¹³ may be substituted with one or more halogen, hydroxy, alkyloxy, cyano, nitro, mercapto or thiol radical; provided however, when v is 0, and r is 0, B is not hydrogen; or B is a carbocyclic hydrocarbon group having from 3 to 20 carbon atoms, or a heterocyclic group having up to 20 carbon atoms and at least one of oxygen, nitrogen and/or sulfur in the ring, and wherein when said B is a carbocyclic or heterocyclic group B may be bonded to A² at any position, or a pharmaceutically acceptable salt of said compound.

The aryl group is a carbocyclic aryl or heterocyclic aryl group wherein said carbocyclic aryl comprises from 6 to 20 atoms and said heterocyclic aryl comprise from 2 to 20 carbon atoms and from 1 to 5 heteroatoms selected from the group consisting of nitrogen, oxygen and sulfur, and preferably said aryl group is selected from the group consisting of benzene, pyridine, pyrazine, pyridazine, pyrimidine, triazine, thiophene, furan, thiazole, thiadiazole, isothiazole, oxazole, oxadiazole, isooxazole, naphthalene, quinoline, tetralin, chroman, thiochroman, tetrahydroquinoline, dihydronaphthalene, tetrahydronaphthalen, chromene, thiochromene,

dihydroquinoline, indan, dihydrobenzofuran, dihydrobenzothiophene, indene, benzofuran, benzothiophene, coumarin and coumarinone. Said aryl groups can be bonded to the above moiety at any position. Said aryl group may itself be substituted with any common organic functional group including but
 5 not limited to C₁ to C₁₂ alkyl, C₂ to C₆ alkenyl, C₂ to C₆ alkynyl, halo, C₁ to C₁₂ haloalkyl, hydroxyl, C₁ to C₁₂ alkoxy, C₁ to C₁₂ alkylcarbonyl, formyl, oxycarbonyl, carboxyl, C₁ to C₁₂ alkyl carboxylate, C₁ to C₁₂ alkyl amide, aminocarbonyl, amino, cyano, diazo, nitro, thio, sulfoxyl, or sulfonyl groups.

Preferably Z is O.

10 Preferably, the carbocyclic aryl group will comprise from 6 to 14 carbon atoms, e.g. from 6 to 10 carbon atoms. Preferably the heterocyclic aryl group will comprise from 2 to 14 carbon atoms and one or more, e.g. from 1 to 3 heteroatoms selected from the group consisting of nitrogen, oxygen and sulfur.

15 Preferably, A is CH₂.

Preferably, X is NH.

Preferably, n is 0 or an integer of 1 or 2 and R⁴ is fluoro.

Preferably, R¹ is i-propyl.

20 Preferably, R³ is selected from the group consisting of phenyl, which may be substituted with one or two fluoro groups, and pyridyl.

Preferably, p is 0.

Preferably, A¹ and A² are absent.

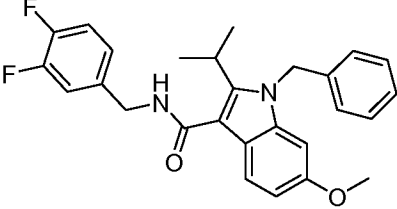
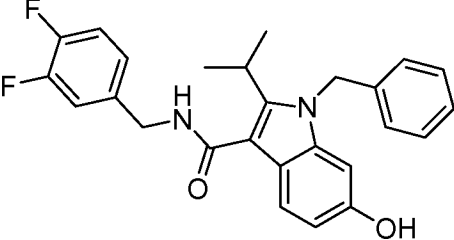
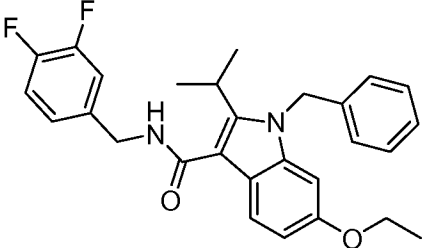
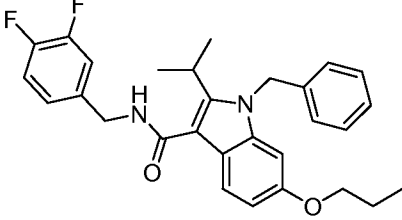
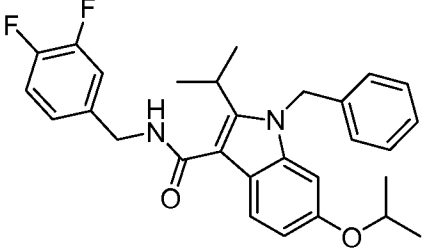
Preferably, B is OR⁶ or COOR⁷.

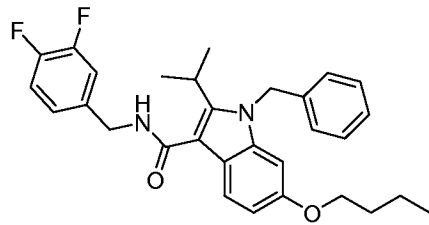
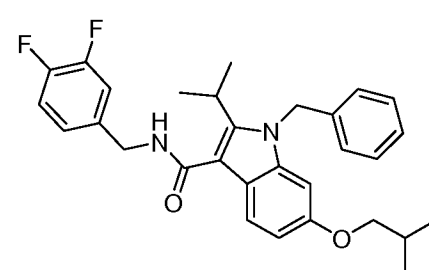
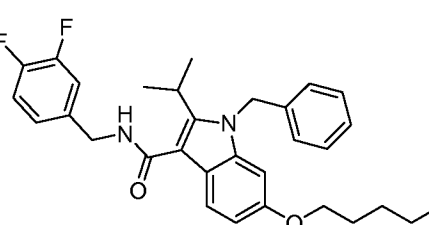
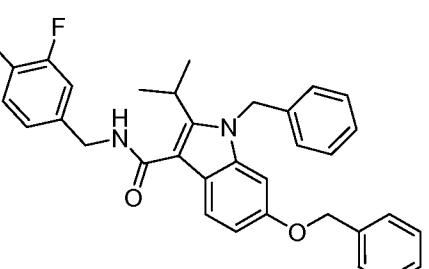
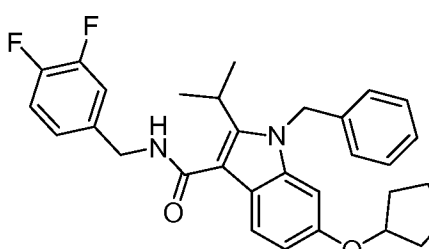
25 Preferably, X is O, r is 1, A¹ is absent, A² is (CH₂)_v, wherein v is 1 or 2, and B is OR⁶ or NR⁸R⁹, and R⁶, R⁸ and R⁹ are methyl.

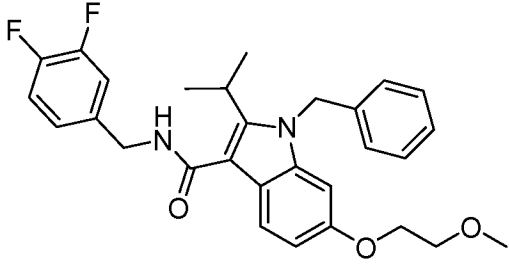
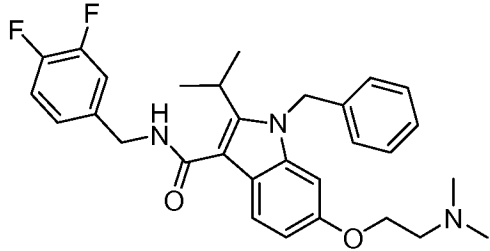
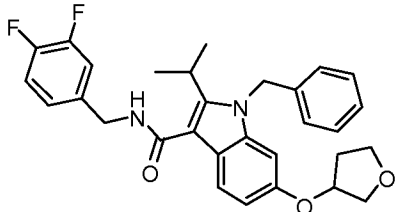
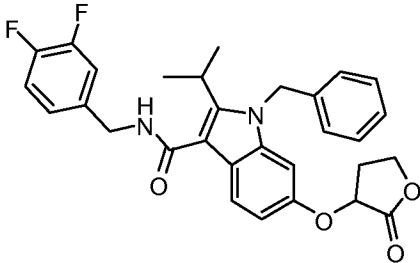
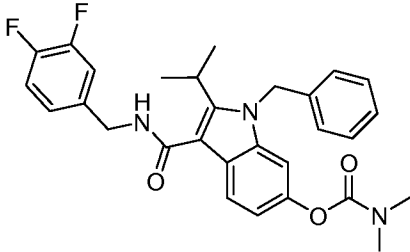
Preferably, B is CR¹⁰=NOR¹¹R¹⁰ wherein R¹⁰ is H and R¹¹ is methyl or i-butyl or B is CONR⁸R⁹ wherein R⁸ and R⁹ are selected from the group consisting of H, methyl, ethyl and propyl, or R⁸ and R⁹, together with N, form a 5-member ring.

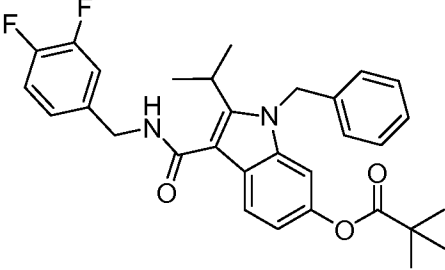
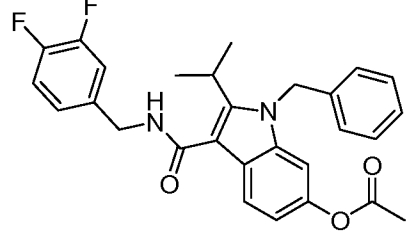
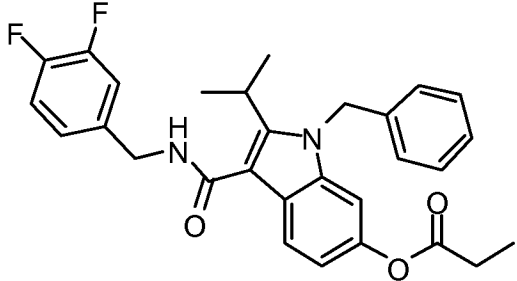
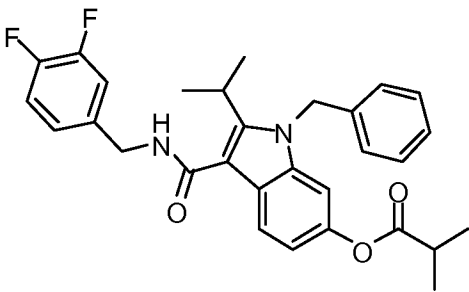
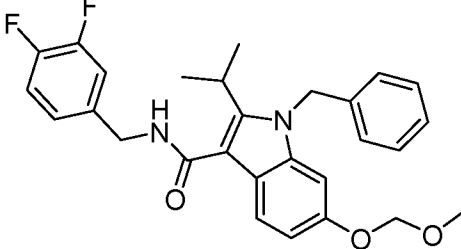
30 Preferably, A¹ is absent, r is 0, A² is CH₂ and B is OR⁶, wherein R⁶ is H, or X is O, r is 1 and B is COR¹⁰, wherein R¹⁰ is methyl.

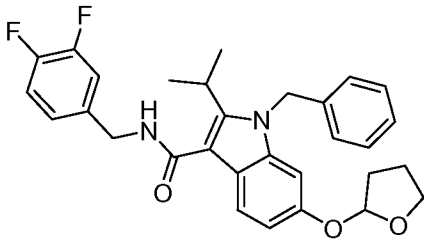
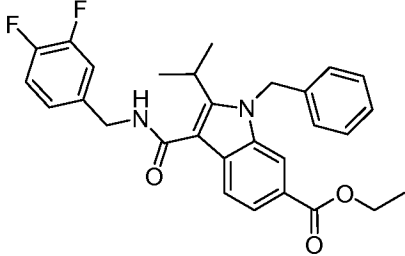
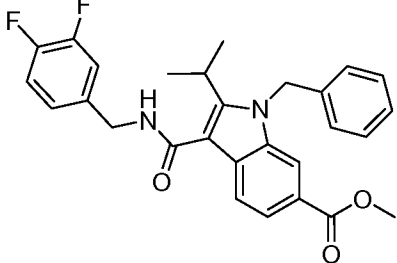
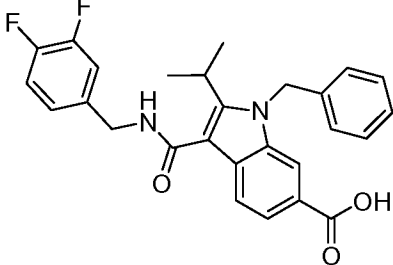
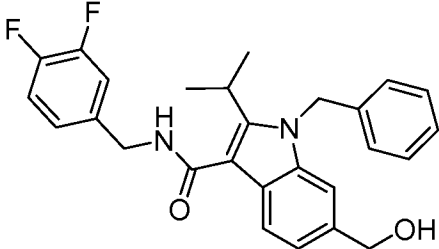
Examples of such compounds include the following:

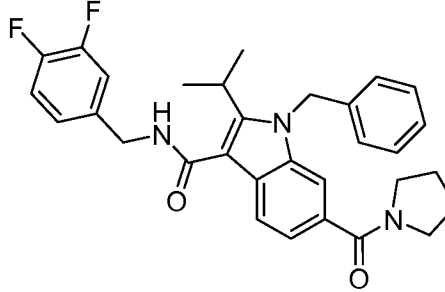
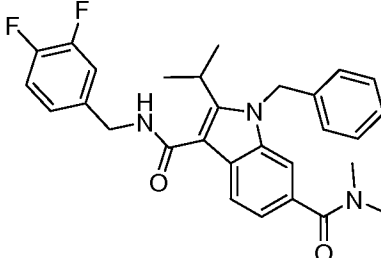
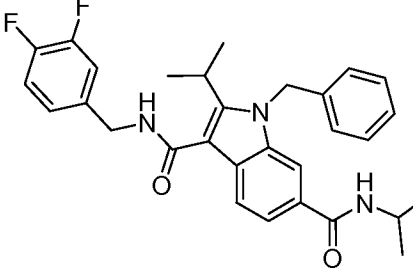
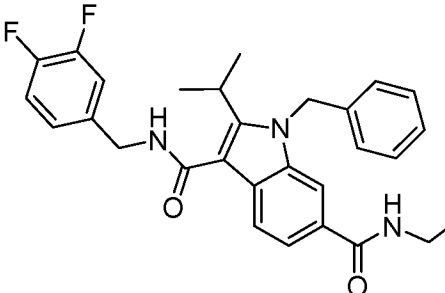
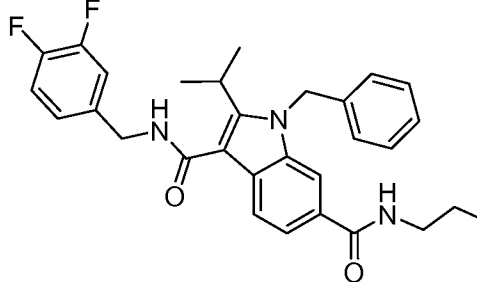
No.	Compound
49	 <chem>CC(C)N(Cc1ccccc1)c2c(c3cc(OC)ccc3n2)C(=O)NCCc4cc(F)cc(F)c4</chem>
50	 <chem>CC(C)N(Cc1ccccc1)c2c(c3ccc(O)cc3n2)C(=O)NCCc4cc(F)cc(F)c4</chem>
51	 <chem>CC(C)N(Cc1ccccc1)c2c(c3ccc(OCC)cc3n2)C(=O)NCCc4cc(F)c(F)cc4</chem>
52	 <chem>CC(C)N(Cc1ccccc1)c2c(c3ccc(OCC)cc3n2)C(=O)NCCc4cc(F)c(F)cc4</chem>
53	 <chem>CC(C)N(Cc1ccccc1)c2c(c3ccc(OCC(C)C)cc3n2)C(=O)NCCc4cc(F)c(F)cc4</chem>

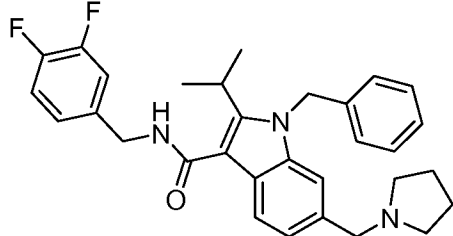
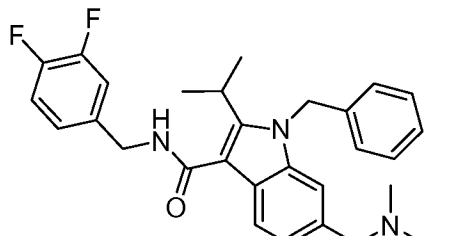
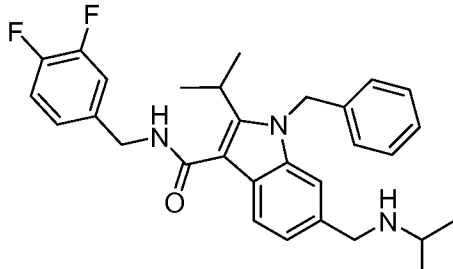
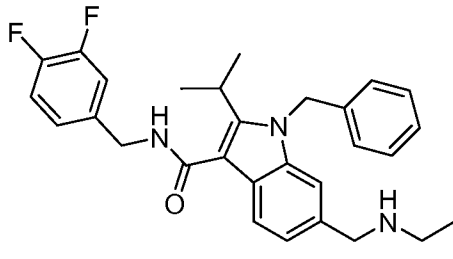
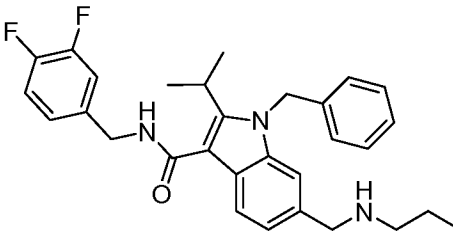
54	
55	
56	
57	
58	

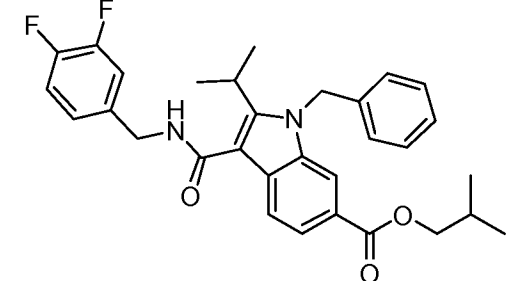
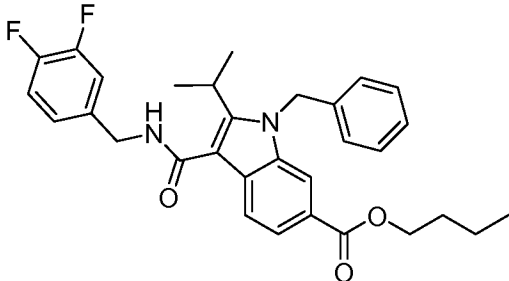
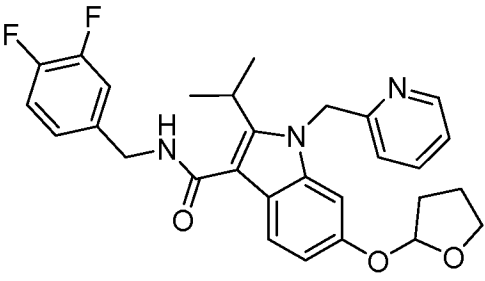
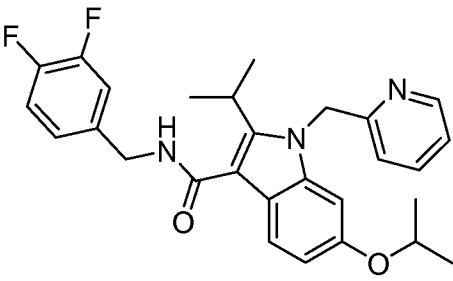
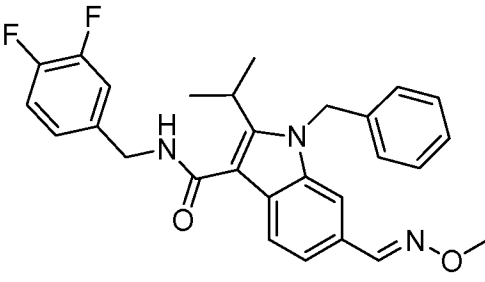
59	
60	
61	
62	
63	

64	
65	
66	
67	
68	

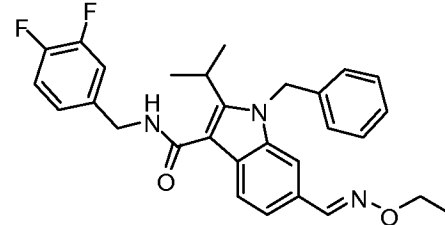
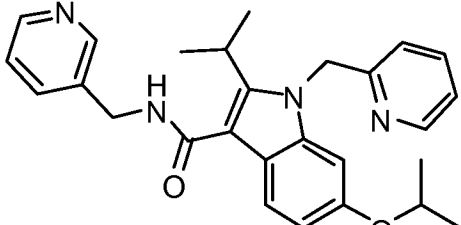
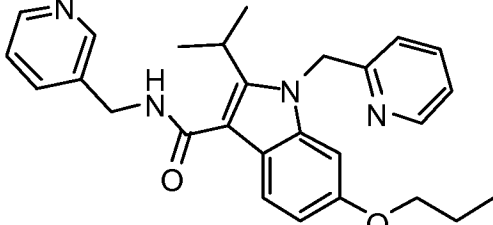
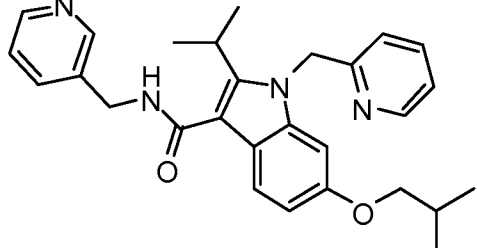
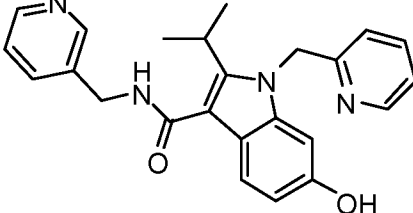
69	
70	
71	
72	
73	

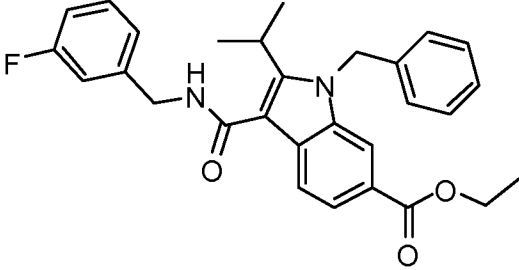
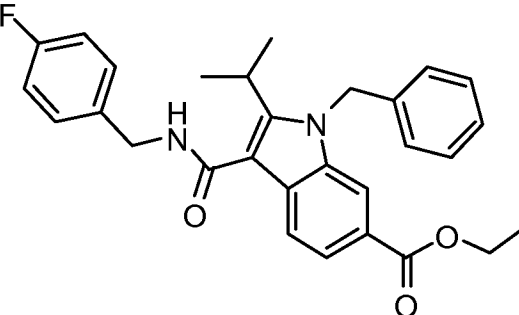
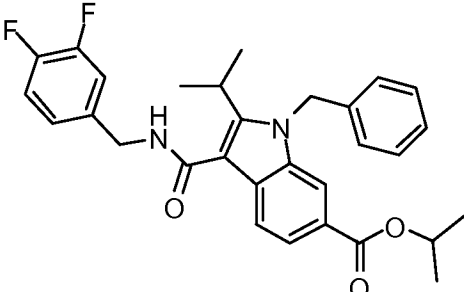
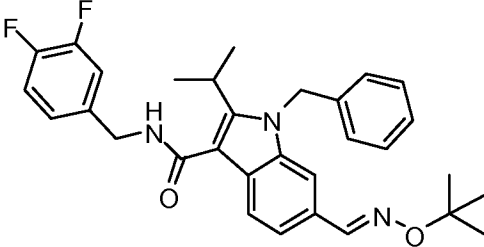
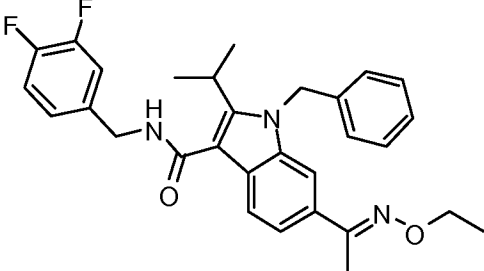
74	
75	
76	
77	
78	

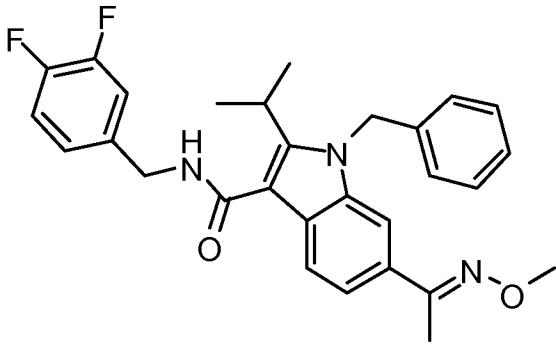
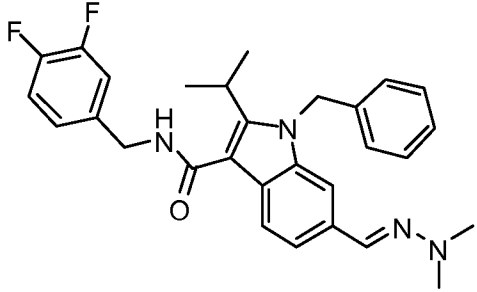
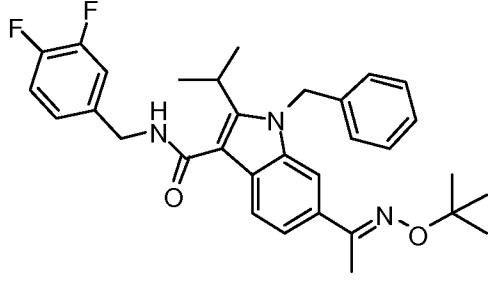
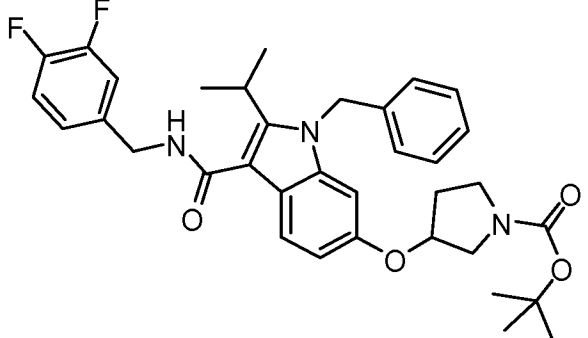
79	 <chem>Cc1c(C(=O)NCc2cc(F)c(F)cc2)n(Cc3ccccc3)c(CCN4CCCC4)c1</chem>
80	 <chem>Cc1c(C(=O)NCc2cc(F)c(F)cc2)n(Cc3ccccc3)c(CN(C)C)c1</chem>
81	 <chem>Cc1c(C(=O)NCc2cc(F)c(F)cc2)n(Cc3ccccc3)c(CNC(C)C)c1</chem>
82	 <chem>Cc1c(C(=O)NCc2cc(F)c(F)cc2)n(Cc3ccccc3)c(CNCC)c1</chem>
83	 <chem>Cc1c(C(=O)NCc2cc(F)c(F)cc2)n(Cc3ccccc3)c(CNCCC)c1</chem>

84	 <chem>CC(C)OC(=O)c1ccc2c(c1)c(=O)nc(Cc3cc(F)c(F)cc3)n2Cc4ccccc4</chem>
85	 <chem>CCCC(=O)c1ccc2c(c1)c(=O)nc(Cc3cc(F)c(F)cc3)n2Cc4ccccc4</chem>
86	 <chem>C1CCOC1c1ccc2c(c1)c(=O)nc(Cc3cc(F)c(F)cc3)n2Cc4c[nH]c4</chem>
87	 <chem>CC(C)Oc1ccc2c(c1)c(=O)nc(Cc3cc(F)c(F)cc3)n2Cc4c[nH]c4</chem>
88	 <chem>COC(=N)/C=C/c1ccc2c(c1)c(=O)nc(Cc3cc(F)c(F)cc3)n2Cc4ccccc4</chem>

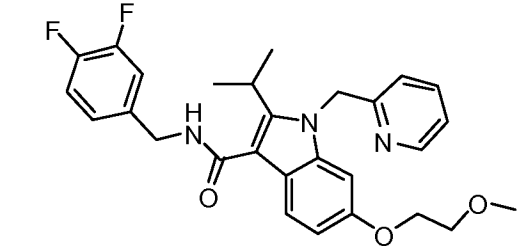
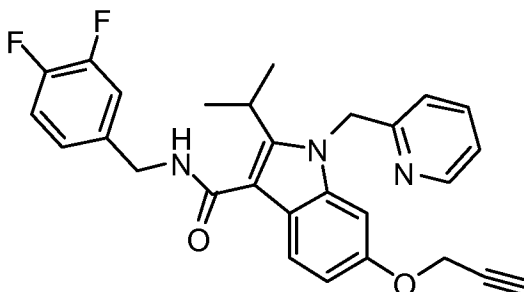
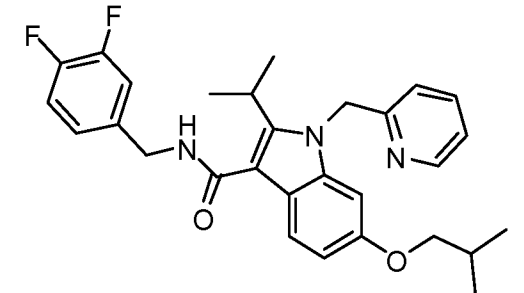
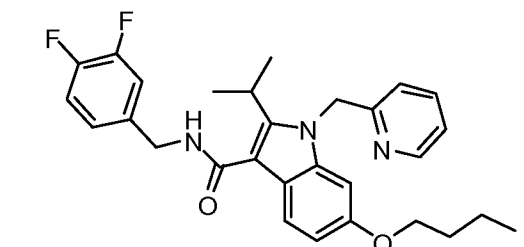
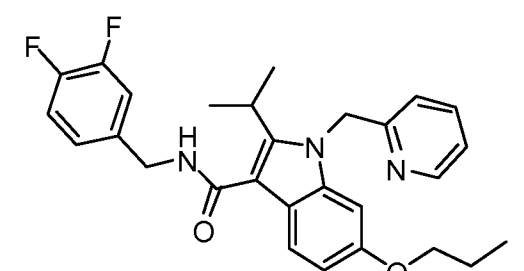
<p>89</p>	
<p>90</p>	
<p>91</p>	
<p>92</p>	
<p>93</p>	

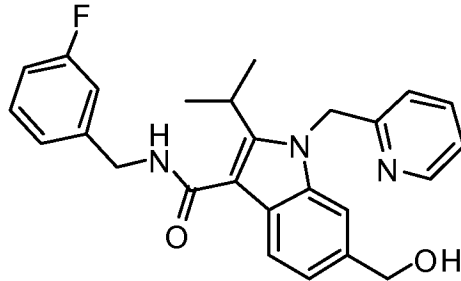
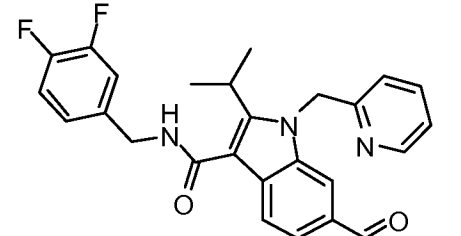
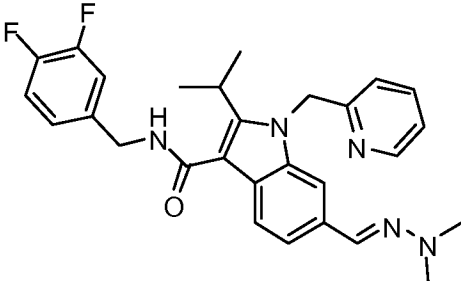
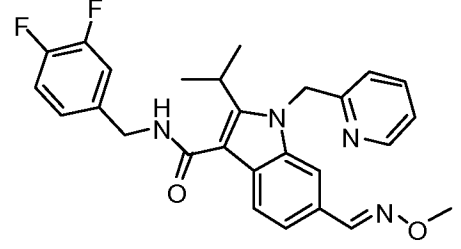
94	
95	
96	
97	
98	

<p>99</p>	
<p>100</p>	
<p>101</p>	
<p>102</p>	
<p>103</p>	

<p>104</p>	
<p>105</p>	
<p>106</p>	
<p>107</p>	

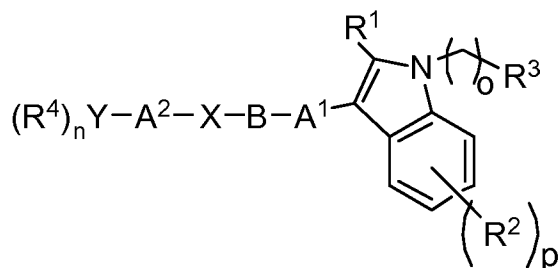
<p>108</p>	
<p>109</p>	
<p>110</p>	
<p>111</p>	
<p>112</p>	

113	
114	
115	
116	
117	

118	
119	
120	
121	

Other Indole compounds

Other compositions useful in the methods of the invention include those disclosed in U.S. Patent Application No. 11/690,637. That application
 5 discloses S1P3 receptor antagonists having the following formula:



wherein:

A¹ and A² are independently selected from the group consisting of (CH₂)_m where m is 0 or an integer of from 1 to 6, lower branched chain alkyl having 2 to 6 carbons, cycloalkyl having 3 to 6 carbons, alkenyl having 2 to 6 carbons and 1 or 2 double bonds, alkynyl having 2 to 6 carbons and having 1 or 2 triple bonds, NR⁵, O and S;

B is selected from the group consisting of (CH₂)_n, where n is 0 or an integer of from 1 to 6, lower branched chain alkyl having 2 to 6 carbons, cycloalkyl having 3 to 6 carbons, alkenyl having 2 to 6 carbons and 1 or 2 double bonds, alkynyl having 2 to 6 carbons and having 1 or 2 triple bonds, C=C(R⁵)₂, C=O, C=S, R⁵C=NR⁵, R⁵C=CR⁵, C=NOR⁵, CR⁵OR⁵, C(OR⁵)₂, CR⁵N(R⁵)₂, C(N(R⁵)₂)₂, CR⁵SR⁵, C(SR⁵)₂, SO, SO₂, and heterocyclic aryl comprising from 2 to 14 carbon atoms and from 1 to 3 heteroatoms selected from the group consisting of nitrogen, oxygen and sulfur;

X is selected from the group consisting of (CH₂)_r, where r is 0 or an integer of from 1 to 6, lower branched chain alkyl having 2 to 6 carbons, cycloalkyl having 3 to 6 carbons, alkenyl having 2 to 6 carbons and 1 or 2 double bonds, alkynyl having 2 to 6 carbons and having 1 or 2 triple bonds, NR⁵, O and S;

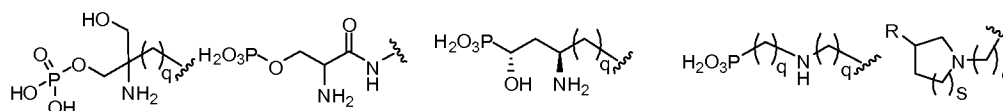
provided that when m is 0 and B is C=O then X is not NR⁵, O or S;

Y is R⁶, or a carbocyclic aryl group comprising from 6 to 14 carbon atoms or a heterocyclic aryl group comprising from 2 to 14 carbon atoms and from 1 to 3 heteroatoms selected from the group consisting of nitrogen, oxygen and sulfur;

o is 0 or an integer of from 1 to 3;

p is 0 or an integer of from 1 to 4;

R¹, R², R³, R⁴ are independently selected from the group consisting of hydrogen, straight or branched chain alkyl having 1 to 12 carbons, cycloalkyl having 3 to 6 carbons, alkenyl having 2 to 6 carbons and 1 or 2 double bonds, alkynyl having 2 to 6 carbons and 1 or 2 triple bonds, aryl, halo, C₁ to C₁₂ haloalkyl, hydroxy, C₁ to C₁₂ alkoxy, C₁ to C₁₂ alkylcarbonyl, formyl, oxycarbonyl, carboxy, C₁ to C₁₂ alkyl carboxylate, C₁ to C₁₂ alkyl amide, aminocarbonyl, amino, cyano, diazo, nitro, thio, sulfoxyl, sulfonyl,



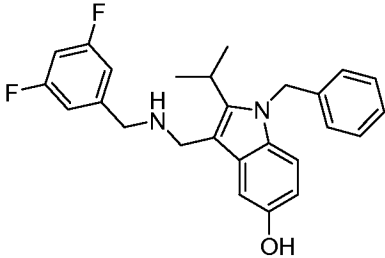
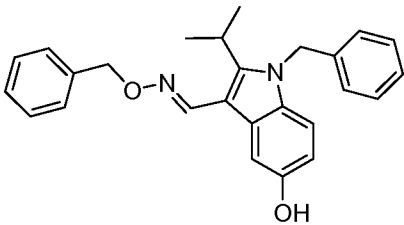
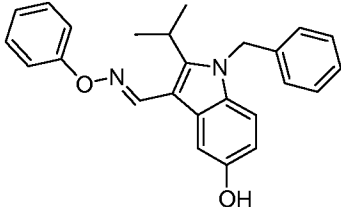
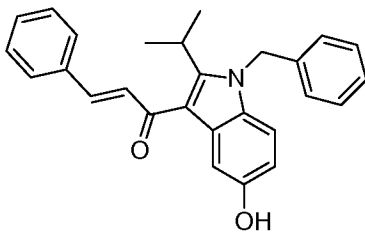
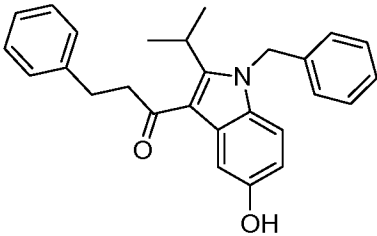
wherein R is CO₂H or PO₃H₂ and q is 0 or an integer of 1 to 5 and s is 0 or an integer from 1 to 3;

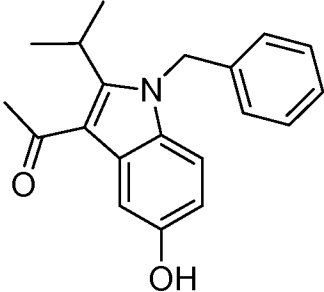
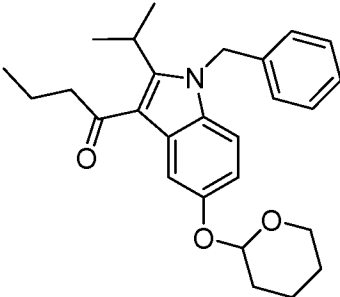
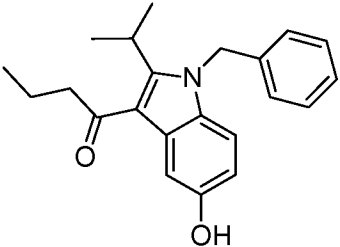
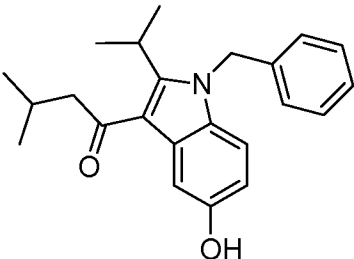
R⁵ is selected from the group consisting of hydrogen, straight or branched chain alkyl having 1 to 12 carbons, cycloalkyl having 3 to 6 carbons, alkenyl having 2 to 6 carbons and 1 or 2 double bonds, alkynyl having 2 to 6 carbons and 1 or 2 triple bonds, aryl, halo, C₁ to C₁₂ haloalkyl, hydroxyl, C₁ to C₁₂ alkoxy, C₁ to C₁₂ alkylcarbonyl, formyl, oxycarbonyl, carboxy, C₁ to C₁₂ alkyl carboxylate, C₁ to C₁₂ alkyl amide, aminocarbonyl, amino, cyano, diazo, nitro, thio, sulfoxyl and sulfonyl ; and

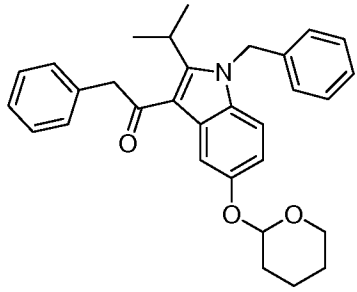
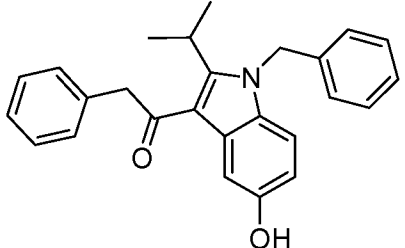
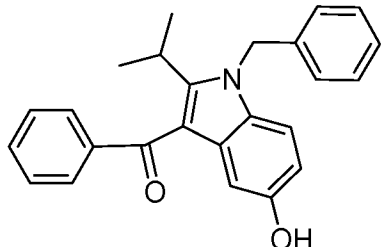
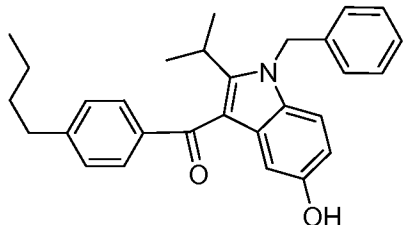
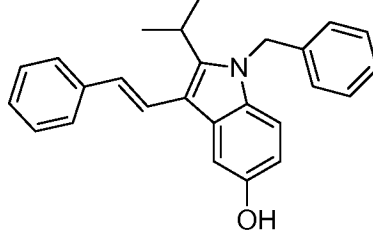
R⁶ is selected from the group consisting of straight or branched chain alkyl having 1 to 12 carbons, cycloalkyl having 3 to 6 carbons, alkenyl having 2 to 6 carbons and 1 or 2 double bonds and alkynyl having 2 to 6 carbons and 1 or 2 triple bonds.

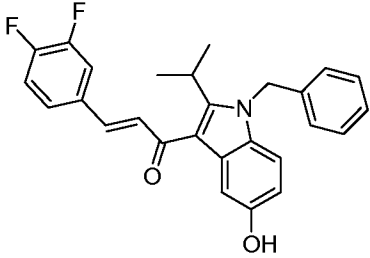
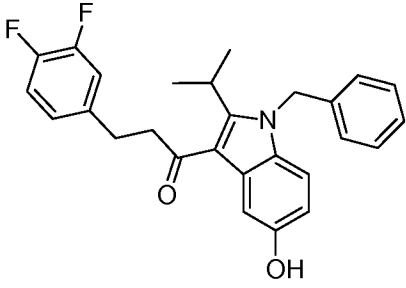
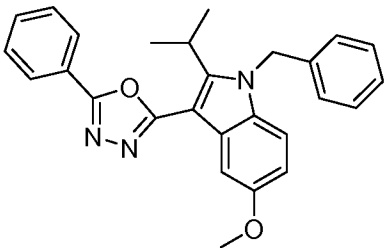
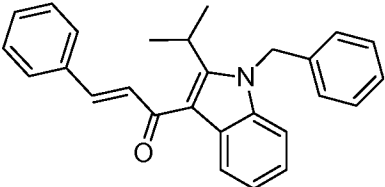
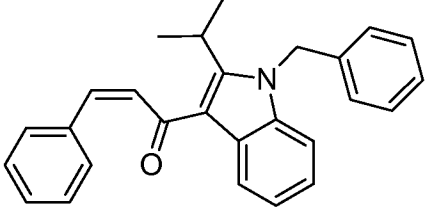
Examples of such compounds include the following.

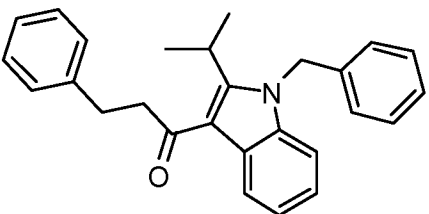
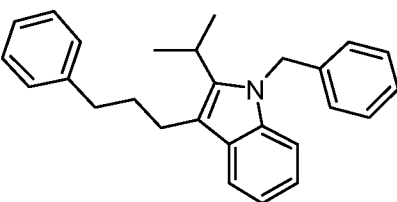
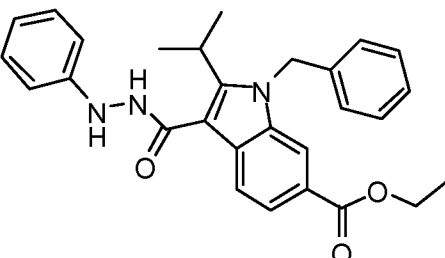
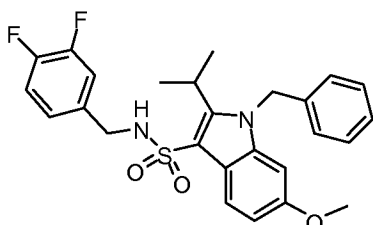
No.	COMPOUND
122	

No.	COMPOUND
123	
124	
125	
126	
127	

No.	COMPOUND
128	 <chem>CC(C)C(=O)C1=C(C2=CC=CC=C2N1Cc3ccccc3)C(C)C</chem>
129	 <chem>CCCC(=O)C1=C(C2=CC=CC=C2N1Cc3ccccc3)C(C)COC4CCOCC4</chem>
130	 <chem>CCCC(=O)C1=C(C2=CC=CC=C2N1Cc3ccccc3)C(C)CO</chem>
131	 <chem>CC(C)C(=O)C1=C(C2=CC=CC=C2N1Cc3ccccc3)C(C)C</chem>

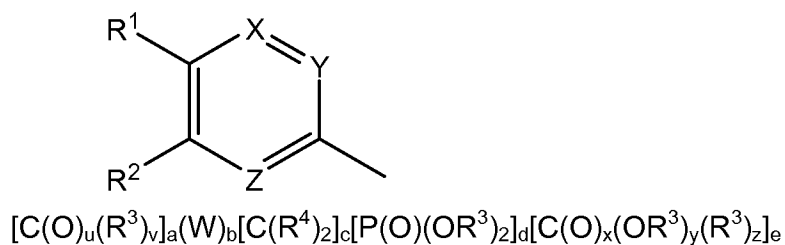
No.	COMPOUND
132	 <chem>CC1=C(C(=O)Cc2ccccc2)N(Cc3ccccc3)c4ccc(Oc5ccccc5)cc14</chem>
133	 <chem>CC1=C(C(=O)Cc2ccccc2)N(Cc3ccccc3)c4ccc(O)cc14</chem>
134	 <chem>CC1=C(C(=O)Cc2ccccc2)N(Cc3ccccc3)c4cc(O)ccc14</chem>
135	 <chem>CCCC1=CC=C(C(=O)C1=C(C)N(Cc2ccccc2)c3ccc(O)cc3)C=C2</chem>
136	 <chem>CC1=C(C=Cc2ccccc2)N(Cc3ccccc3)c4ccc(O)cc14</chem>

No.	COMPOUND
137	
138	
139	
140	
141	

No.	COMPOUND
142	
143	
144	
145	

Heteraromatic compounds

Other compositions useful in the methods of the invention include those disclosed in U.S. Patent Application No. 60/824,807. That application
 5 discloses S1P3 receptor antagonists having the following formula:



wherein

X is selected from the group consisting of CR³ and N;

Y is selected from the group consisting of CR³ and N;

Z is selected from the group consisting of CR³ and N;

5 at least one of X, Y and Z is N;

W is NR³ or O;

R¹ is an aryl group;

R² is an aryl group;

10 R³ is selected from the group consisting of H and alkyl; and 2 of said R³ groups may together with N may form a heterocyclic ring having from 2 to 6 carbon atoms; R⁴ is selected from the group consisting of H, alkyl, OR³, and N(R³)₂;

a is 0 or an integer of from 1 to 6;

b is 0 or 1;

15 c is 0 or an integer of from 1 to 6;

d is 0 or 1;

e is 0 or 1;

u is 0 or 1;

v is 0 or an integer of from 1 to 2;

20 x is 0 or 1;

y is 0 or an integer of from 1 to 3;

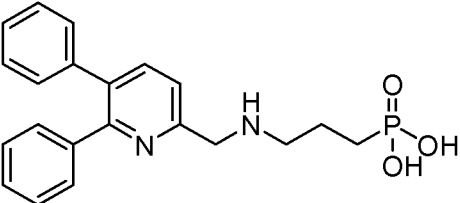
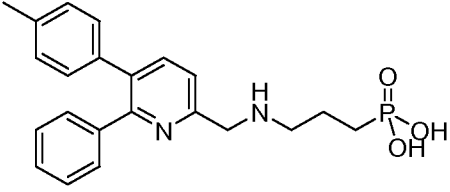
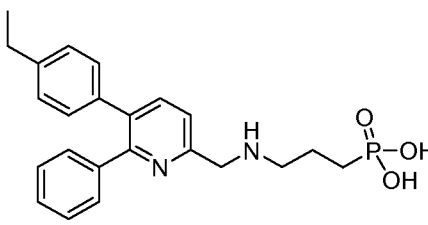
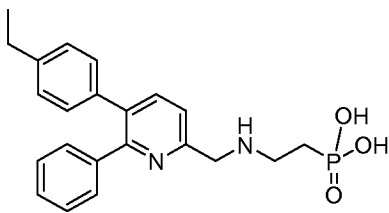
z is 0 or an integer of from 1 to 3;

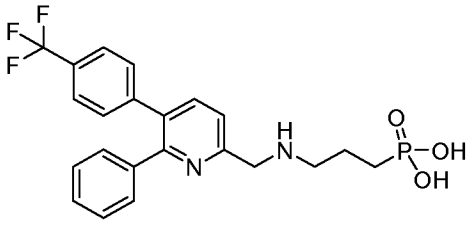
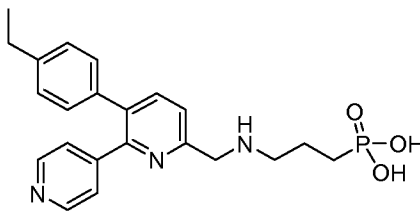
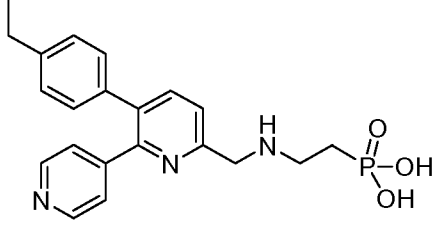
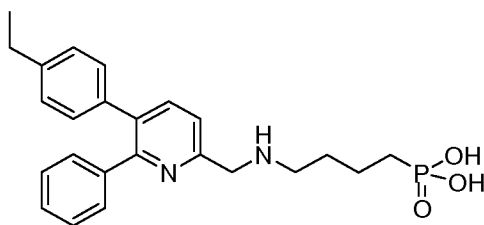
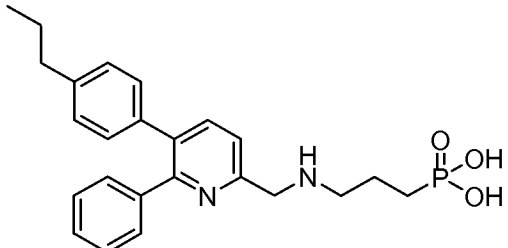
provided, however, that when d is 0, e is 1, and when e is 0, d is 1.

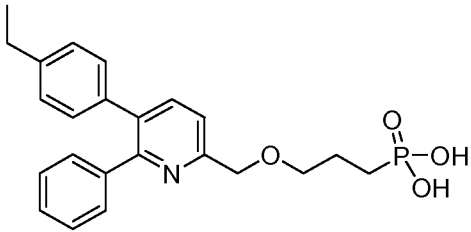
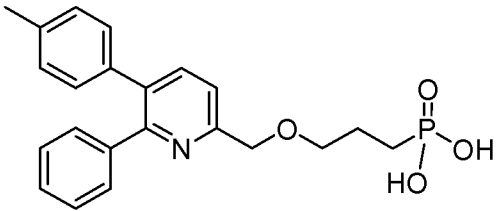
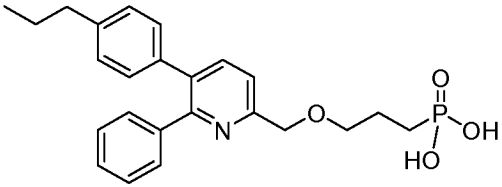
25 Examples of such compounds include the following. Several of these selectively inhibit the S1P3 receptor subtype as compared to at least the S1P1 receptor subtypes. The EC₅₀ and IC₅₀ values expressed in the following table were obtained in the FLIPR assay described above. EC₅₀ or IC₅₀ values are stated first, followed by percent efficacy or percent inhibition
30 stated in parenthesis. In this table and the next, percent efficacy is defined as percent of receptor activity induced by a test compound at the highest dose tested (10 μM) relative to the receptor activity induced by 5 nM

sphingosine-1-phosphate, and percent inhibition is defined as percent of receptor activity induced by 5 nM sphingosine-1-phosphate that is inhibited by a test compound at the highest dose tested (10 μ M). "NA" means that no activity was detected at highest dose tested; "ND" means not determined.

5

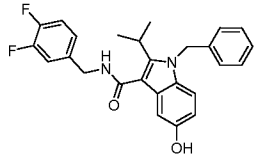
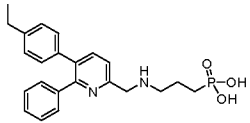
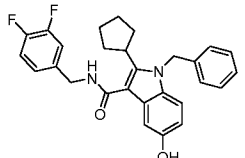
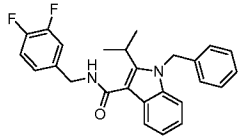
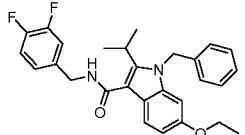
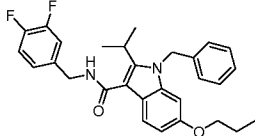
No.	COMPOUND	S1P1 (EC50)	S1P3 (IC50)
146		ND	1.6 μ M (83)
147		121 nM (36)	231 nM (98)
148		170 nM (57)	319 nM (98)
149		NA	1.8 μ M (99)

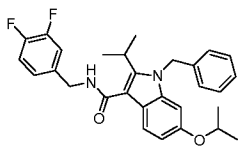
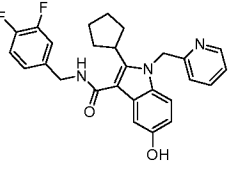
No.	COMPOUND	S1P1 (EC50)	S1P3 (IC50)
150		ND	ND (95)
151		NA	1.1 μM (95)
152		NA	1.8 μM (68)
153		NA	ND (30)
154		114 nM (69)	319 nM (98)

No.	COMPOUND	S1P1 (EC50)	S1P3 (IC50)
155	 <chem>CCc1ccc(cc1)c2cc(COCCOP(=O)(O)O)nc2c3ccccc3</chem>	NA	4.0 μ M (27)
156	 <chem>Cc1ccc(cc1)c2cc(COCCOP(=O)(O)O)nc2c3ccccc3</chem>	NA	1.9 μ M (11)
157	 <chem>CCCc1ccc(cc1)c2cc(COCCOP(=O)(O)O)nc2c3ccccc3</chem>	NA	ND

Additional Selective S1P3 Receptor Inhibitors

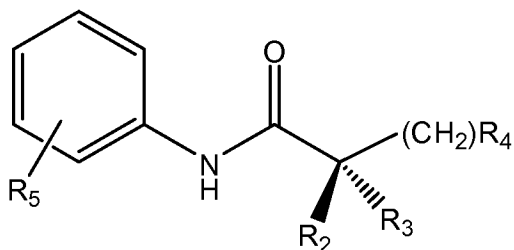
Examples of compounds that selectively inhibit the S1P3 receptor subtype as compared to at least the S1P1 and S1P2 receptor subtypes include the following. The IC₅₀ values expressed below were obtained in the FLIPR assay described above. IC₅₀ values are stated first (except as otherwise noted), followed by percent efficacy or percent inhibition in parenthesis.

STRUCTURE	S1P1 (IC ₅₀)	S1P2 (IC ₅₀)	S1P3 (IC ₅₀)
	NA	NA	35 nM (98)
	EC ₅₀ =170 nM (57)	NA	319 nM (98)
	NA	NA	31 nM (100)
	NA	NA	209 nM (100)
	NA	NA	19 nM (100)
	NA	NA	5 nM (100)

	NA	NA	6 nM (100)
	NA	NA	17 nM (99)

S1P3 Inverse Agonists

U.S. Patent Publication No. 2005/022422 discloses S13P receptor inhibitors that are inverse agonists of S1P3. The inhibitors have the following formula



wherein R_2 is H, R_3 is NH_2 , R_4 is phosphate, and R_5 is $(CH_2)_7CH_3$, wherein R_5 may be in the ortho or meta position.

Pharmaceutically acceptable salts

One can use in the compositions and methods of the invention any S13P receptor inhibitor as its pharmaceutically acceptable salt.

A "pharmaceutically acceptable salt" is any salt which retains the biological effectiveness and properties of the free bases and which are obtained by reaction with inorganic acids such as hydrochloric acid, hydrobromic acid, sulfuric acid, nitric acid, phosphoric acid, methanesulfonic acid, ethanesulfonic acid, p-toluenesulfonic acid, salicylic acid and the like. A pharmaceutically acceptable salt also refers to any salt which may form in vivo as a result of administration of an acid, another salt, or a prodrug which is converted into an acid or salt.

Pharmaceutically acceptable salts of acidic functional groups may be derived from organic or inorganic bases. The salt may comprise a mono or polyvalent ion. Of particular interest are the inorganic ions lithium, sodium, potassium, calcium, and magnesium. Organic salts may be made with amines, particularly ammonium salts such as mono-, di- and trialkyl amines or ethanol amines. Salts may also be formed with caffeine, tromethamine and similar molecules. Hydrochloric acid or some other pharmaceutically acceptable acid may form a salt with a compound that includes a basic group, such as an amine or a pyridine ring.

10

Prodrugs

One can use in the compositions and methods of the invention a prodrug of any pain-relieving anticonvulsant.

A "prodrug" is a compound which is converted to a therapeutically active compound after administration, and the term should be interpreted as broadly herein as is generally understood in the art. While not intending to limit the scope of the invention, conversion may occur by hydrolysis of an ester group or some other biologically labile group. Generally, but not necessarily, a prodrug is inactive or less active than the therapeutically active compound to which it is converted. Ester prodrugs of the compounds disclosed herein are specifically contemplated. An ester may be derived from a carboxylic acid of C₁ (i.e., the terminal carboxylic acid of a natural prostaglandin), or an ester may be derived from a carboxylic acid functional group on another part of the molecule, such as on a phenyl ring. While not intending to be limiting, an ester may be an alkyl ester, an aryl ester, or a heteroaryl ester. The term alkyl has the meaning generally understood by those skilled in the art and refers to linear, branched, or cyclic alkyl moieties. C₁₋₆ alkyl esters are particularly useful, where alkyl part of the ester has from 1 to 6 carbon atoms and includes, but is not limited to, methyl, ethyl, propyl, isopropyl, *n*-butyl, *sec*-butyl, *iso*-butyl, *t*-butyl, pentyl isomers, hexyl isomers, cyclopropyl, cyclobutyl, cyclopentyl, cyclohexyl, and combinations thereof having from 1-6 carbon atoms, etc.

30

The S13P receptor inhibitors of the invention may be either synthetically produced, or may be produced within the body after administration of a prodrug. Hence, "S13P receptor inhibitor" encompasses compounds produced by a manufacturing process and those compounds
5 formed in vivo only when another drug administered.

Isomers and racemates

One can use in the compositions and methods of the invention an enantiomer, stereoisomer, or other isomer of any S13P receptor inhibitor.

10

Pain

Pain, in general, may be divided into two types: chronic and acute. Acute pain has a relatively short duration and sudden onset. One type of acute pain, for example, is cutaneous pain felt on injury to the skin or other
15 superficial tissues, such as caused by a cut or a burn. Cutaneous nociceptors terminate just below the skin, and due to the high concentration of nerve endings, produce a well-defined, localized pain of short duration.

Chronic pain is a pain other than an acute pain. There are various types of chronic pain, but those types of pain most amenable to treatment
20 with the methods of the invention include neuropathic pain, inflammatory pain, somatic pain, visceral pain, and referred pain.

I. Neuropathic Pain

The methods of the invention may be used to treat pain caused by or otherwise associated with any of the following neuropathic pain conditions.
25 "Neuropathic pain" means abnormal sensory input, resulting from injury or malfunction of the peripheral nervous system, central nervous system, or both, that produces pain.

A. Symptoms of neuropathic pain

Symptoms of neuropathic pain can involve persistent, spontaneous
30 pain, as well as allodynia, hyperalgesia, or hyperpathia.

B. Causes of neuropathic pain

Neuropathic pain may be caused by any of the following.

1. A traumatic insult, such as, for example, a nerve compression injury (e.g., a nerve crush, a nerve stretch, a nerve entrapment or an incomplete nerve transection); a spinal cord injury (e.g., a hemisection of the spinal cord); a limb amputation; a contusion; an inflammation (e.g., an
5 inflammation of the spinal cord); or a surgical procedure.

2. An ischemic event, including, for example, a stroke or heart attack.

3. An infectious agent

4. Exposure to a toxin, including, for example, a drug, an alcohol, a heavy metal (e.g., lead, arsenic, mercury), an industrial agent (e.g., a
10 solvent, fumes from a glue) or nitrous oxide.

5. A disease, including, for example, an inflammatory disorder, a neoplastic tumor, an acquired immune deficiency syndrome (AIDS), Lyme disease, a leprosy, a metabolic disease, a neurodegenerative disease, a spinal stenosis, a mononeuropathy, a polyneuropathy, and a peripheral
15 nerve disorder, such as a neuroma.

C. Types of neuropathic pain

1. Neuralgia

Neuralgia results in pain that radiates along the course of one or more cranial nerves, usually without any demonstrable pathological change in
20 nerve structure.

Neuralgia includes, for example, trigeminal neuralgia, post-herpetic neuralgia, glossopharyngeal neuralgia, pain associated with nerve entrapment disorders, sciatica and atypical facial pain.

The affected nerves are responsible for sensing touch, temperature
25 and pressure in the facial area from the jaw to the forehead. The disorder generally causes short episodes of excruciating pain, usually for less than two minutes and on only one side of the face. The pain can be described in a variety of ways such as "stabbing," "sharp," "like lightning," "burning," and even "itchy". In the atypical form of TN, the pain can also present as severe
30 or merely aching and last for extended periods. The pain associated with TN is recognized as one the most excruciating pains that can be experienced.

The causes of neuralgia are varied. Chemical irritation, inflammation, trauma (including surgery), compression by nearby structures (for instance, by tumors), and infections may all lead to neuralgia. In many cases, however, the cause is unknown or unidentifiable. Neuralgia is most common
5 in elderly persons, but it may occur at any age. Simple stimuli such as eating, talking, washing the face, or any light touch or sensation can trigger an attack (even the sensation of a gentle breeze). The attacks can occur in clusters or as an isolated attack.

Trigeminal neuralgia is the most common form of neuralgia. It affects
10 the main sensory nerve of the face, the trigeminal nerve (“trigeminal” literally means “three origins”, referring to the division of the nerve into 3 branches). This condition involves sudden and short attacks of severe pain on the side of the face, along the area supplied by the trigeminal nerve on that side. The pain attacks may be severe enough to cause a facial grimace, which is
15 classically referred to as a painful tic (tic douloureux). Sometimes, the cause of trigeminal neuralgia is a blood vessel or small tumor pressing on the nerve. Disorders such as multiple sclerosis (an inflammatory disease affecting the brain and spinal cord), certain forms of arthritis, and diabetes (high blood sugar) may also cause trigeminal neuralgia, but a cause is not
20 always identified. In this condition, certain movements such as chewing, talking, swallowing, or touching an area of the face may trigger a spasm of excruciating pain.

A related but rather uncommon neuralgia affects the glosso-
pharyngeal nerve, which provides sensation to the throat. Symptoms of this
25 neuralgia are short, shock-like episodes of pain located in the throat.

Neuralgia may occur after infections such as shingles, which is caused by the varicella-zoster virus, a type of herpesvirus. This neuralgia produces a constant burning pain after the shingles rash has healed. The pain is worsened by movement of or contact with the affected area. Not all
30 of those diagnosed with shingles go on to experience postherpetic neuralgia, which can be more painful than shingles. The pain and sensitivity can last for months or even years. The pain is usually in the form of an intolerable

sensitivity to any touch but especially light touch. Postherpetic neuralgia is not restricted to the face; it can occur anywhere on the body but usually occurs at the location of the shingles rash. Depression is not uncommon due to the pain and social isolation during the illness.

5 Postherpetic neuralgia may be debilitating long after signs of the original herpes infection have disappeared. Other infectious diseases that may cause neuralgia are syphilis and Lyme disease.

 Diabetes is another common cause of neuralgia. This very common medical problem affects almost 1 out of every 20 Americans during
10 adulthood. Diabetes damages the tiny arteries that supply circulation to the nerves, resulting in nerve fiber malfunction and sometimes nerve loss. Diabetes can produce almost any neuralgia, including trigeminal neuralgia, carpal tunnel syndrome (pain and numbness of the hand and wrist), and meralgia paresthetica (numbness and pain in the thigh due to damage to the
15 lateral femoral cutaneous nerve). Strict control of blood sugar may prevent diabetic nerve damage and may accelerate recovery in patients who do develop neuralgia.

 Other medical conditions that may be associated with neuralgias are chronic renal insufficiency and porphyria -- a hereditary disease in which the
20 body cannot rid itself of certain substances produced after the normal breakdown of blood in the body. Certain drugs may also cause this problem.

2. Deafferentation.

 Deafferentation indicates a loss of the sensory input from a portion of the body, and can be caused by interruption of either peripheral sensory
25 fibres or nerves from the central nervous system. A deafferentation pain syndrome, includes, without limitation, an injury to the brain or spinal cord, a post-stroke pain, a phantom pain, a paraplegia, a brachial plexus avulsion injuries, lumbar radiculopathies.

3. Complex regional pain syndromes (CRPSs)

30 CRPS is a chronic pain syndrome with two forms. CRPS 1 currently replaces the term "reflex sympathetic dystrophy syndrome". It is a chronic nerve disorder that occurs most often in the arms or legs after a minor or

major injury. CRPS 1 is associated with severe pain; changes in the nails, bone, and skin; and an increased sensitivity to touch in the affected limb.

CRPS 2 replaces the term causalgia, and results from an identified injury to the nerve. A CRPS, includes, without limitation, a CRPS Type I (reflex
5 sympathetic dystrophy) and a CRPS Type II (causalgia).

4. Neuropathy.

A neuropathy is a functional or pathological change in a nerve and is characterized clinically by sensory or motor neuron abnormalities.

Central neuropathy is a functional or pathological change in the
10 central nervous system.

Peripheral neuropathy is a functional or pathological change in one or more peripheral nerves. The peripheral nerves relay information from your central nervous system (brain and spinal cord) to muscles and other organs and from your skin, joints, and other organs back to your brain. Peripheral
15 neuropathy occurs when these nerves fail to carry information to and from the brain and spinal cord, resulting in pain, loss of sensation, or inability to control muscles. In some cases, the failure of nerves that control blood vessels, intestines, and other organs results in abnormal blood pressure, digestion problems, and loss of other basic body processes. Risk factors for
20 neuropathy include diabetes, heavy alcohol use, and exposure to certain chemicals and drugs. Some people have a hereditary predisposition for neuropathy. Prolonged pressure on a nerve is another risk for developing a nerve injury. Pressure injury may be caused by prolonged immobility (such as a long surgical procedure or lengthy illness) or compression of a nerve by
25 casts, splints, braces, crutches, or other devices. Polyneuropathy implies a widespread process that usually affects both sides of the body equally. The symptoms depend on which type of nerve is affected. The three main types of nerves are sensory, motor, and autonomic. Neuropathy can affect any one or a combination of all three types of nerves. Symptoms also depend on
30 whether the condition affects the whole body or just one nerve (as from an injury). The cause of chronic inflammatory polyneuropathy is an abnormal immune response. The specific antigens, immune processes, and triggering

factors are variable and in many cases are unknown. It may occur in association with other conditions such as HIV, inflammatory bowel disease, lupus erythematosus, chronic active hepatitis, and blood cell abnormalities.

Peripheral neuropathy may involve a function or pathological change to a single nerve or nerve group (mononeuropathy) or a function or pathological change affecting multiple nerves (polyneuropathy). Table 1, below, lists some causes of peripheral neuropathies:

Some Causes of Peripheral neuropathies

10 Hereditary disorders

Charcot-Marie-Tooth disease

Friedreich's ataxia

Systemic or metabolic disorders

Diabetes (diabetic neuropathy)

15 Dietary deficiencies (especially vitamin B-12)

Excessive alcohol use (alcoholic neuropathy)

Uremia (from kidney failure)

Cancer (including bone cancer and other cancers)

Infectious or inflammatory conditions

20 AIDS

Hepatitis

Colorado tick fever

Diphtheria

Guillain-Barre syndrome

25 HIV infection without development of AIDS

Leprosy

Lyme disease

Polyarteritis nodosa

Rheumatoid arthritis

30 Sarcoidosis

Sjogren's syndrome

Syphilis

Systemic Lupus erythematosus
amyloid

Exposure to toxic compounds

Sniffing glue or other toxic compounds

5 Nitrous oxide

Industrial agents -- especially solvents

Heavy metals (lead, arsenic, mercury, etc.)

Neuropathy secondary to drugs like analgesic nephropathy

Rhabdomyolysis

10 Macrohagic myofasciitis

Highly Active Anti-Retriviral Therapy (HAART)-induced neuropathy

Chemotherapy Incuced Neuropathy

Miscellaneous causes

Ischemia (decreased oxygen/decreased blood flow)

15 Prolonged exposure to cold temperature

a. Polyneuropathy

Polyneuropathy is a peripheral neuropathy involving the loss of
movement or sensation to an area caused by damage or destruction to

20 multiple peripheral nerves. Polyneuropathic pain, includes, without
limitation, post-polio syndrome, postmastectomy syndrome, diabetic
neuropathy, alcohol neuropathy, amyloidosis, toxin exposure, AIDS,
hypothyroidism, uremia, vitamin deficiencies, chemotherapy-induced pain,
2',3'-didexocytidine (ddC) treatment, exposure to the anticonvulsant

25 phenytoin, exposure to antibiotics including chloramphenicol, nitrofurantoin
and sulfonamineds, exposure to sedatives including barbital and
hexobarbital, Guillain-Barré syndrome, Fabry's disease or polyneuropathy
secondary to cancers such as multiple myeloma.

b. Mononeuropathy

30 Mononeuropathy is a peripheral neuropathy involving loss of
movement or sensation to an area caused by damage or destruction to a
single peripheral nerve or nerve group. Mononeuropathy is most often

caused by damage to a local area resulting from injury or trauma, although occasionally systemic disorders may cause isolated nerve damage (as with mononeuritis multiplex). The usual causes are direct trauma, prolonged pressure on the nerve, and compression of the nerve by swelling or injury to nearby body structures. The damage includes destruction of the myelin sheath (covering) of the nerve or of part of the nerve cell (the axon). This damage slows or prevents conduction of impulses through the nerve. Mononeuropathy may involve any part of the body. Mononeuropathic pain, includes, without limitation, a sciatic nerve dysfunction, a common peroneal nerve dysfunction, a radial nerve dysfunction, an ulnar nerve dysfunction, a cranial mononeuropathy VI, a cranial mononeuropathy VII, a cranial mononeuropathy III (compression type), a cranial mononeuropathy III (diabetic type), an axillary nerve dysfunction, a carpal tunnel syndrome, a femoral nerve dysfunction, a tibial nerve dysfunction, a Bell's palsy, a thoracic outlet syndrome, a carpal tunnel syndrome, and a sixth (abducent) nerve palsy.

c. Generalized peripheral neuropathies

Generalized peripheral neuropathies are symmetrical, and usually due to various systematic illnesses and disease processes that affect the peripheral nervous system in its entirety. They are further subdivided into several categories:

i. Distal axonopathies are the result of some metabolic or toxic derangement of neurons. They may be caused by metabolic diseases such as diabetes, renal failure, deficiency syndromes such as malnutrition and alcoholism, or the effects of toxins or drugs. Distal axonopathy (aka dying back neuropathy) is a type of peripheral neuropathy that results from some metabolic or toxic derangement of peripheral nervous system (PNS) neurons. It is the most common response of nerves to metabolic or toxic disturbances, and as such may be caused by metabolic diseases such as diabetes, renal failure, deficiency syndromes such as malnutrition and alcoholism, or the effects of toxins or drugs. The most common cause of

distal axonopathy is diabetes, and the most common distal axonopathy is diabetic neuropathy.

5 ii. Myelinopathies are due to a primary attack on myelin causing an acute failure of impulse conduction. The most common cause is acute inflammatory demyelinating polyneuropathy (AIDP; aka Guillain-Barré syndrome), though other causes include chronic inflammatory demyelinating syndrome (CIDP), genetic metabolic disorders (e.g., leukodystrophy), or toxins. Myelinopathy is due to primary destruction of myelin or the myelinating Schwann cells, which leaves the axon intact, but causes an acute failure of impulse conduction. This demyelination slows down or completely blocks the conduction of electrical impulses through the nerve. The most common cause is acute inflammatory demyelinating polyneuropathy (AIDP, better known as Guillain-Barré syndrome), though other causes include chronic inflammatory demyelinating polyneuropathy (CIDP), genetic metabolic disorders (e.g., leukodystrophy or Charcot-Marie-Tooth disease), or toxins.

10 iii. Neuronopathies are the result of destruction of peripheral nervous system (PNS) neurons. They may be caused by motor neurone diseases, sensory neuronopathies (e.g., Herpes zoster), toxins or autonomic dysfunction. Neurotoxins may cause neuronopathies, such as the chemotherapy agent vincristine. Neuronopathy is dysfunction due to damage to neurons of the peripheral nervous system (PNS), resulting in a peripheral neuropathy. It may be caused by motor neurone diseases, sensory neuronopathies (e.g., Herpes zoster), toxic substances or autonomic dysfunction. A person with neuronopathy may present in different ways, depending on the cause, the way it affects the nerve cells, and the type of nerve cell that is most affected.

15 iv. Focal entrapment neuropathies (e.g., carpal tunnel syndrome) represent an additional category of generalized peripheral neuropathies.

30

II. Inflammatory pain

The compositions and methods of the invention may be used to treat pain caused by or otherwise associated with any of the following inflammatory conditions.

A. Arthritic disorder

5 Arthritic disorders include, for example, a rheumatoid arthritis; a juvenile rheumatoid arthritis; a systemic lupus erythematosus (SLE); a gouty arthritis; a scleroderma; an osteoarthritis; a psoriatic arthritis; an ankylosing spondylitis; a Reiter's syndrome (reactive arthritis); an adult Still's disease; an arthritis from a viral infection; an arthritis from a bacterial infection, such
10 as, e.g., a gonococcal arthritis and a non-gonococcal bacterial arthritis (septic arthritis); a Tertiary Lyme disease; a tuberculous arthritis; and an arthritis from a fungal infection, such as, e.g., a blastomycosis

B. Autoimmune diseases

Autoimmune diseases include, for example, a Guillain-Barré
15 syndrome, a Hashimoto's thyroiditis, a pernicious anemia, an Addison's disease, a type I diabetes, a systemic lupus erythematosus, a dermatomyositis, Sjogren's syndrome, a lupus erythematosus, a multiple sclerosis, a myasthenia gravis, a Reiter's syndrome, a Grave's disease, and a rheumatoid arthritis.

20 C. Connective tissue disorder

Connective tissue disorders include, for example, a spondyloarthritis a dermatomyositis, and a fibromyalgia syndrome .

D. Injury

Inflammation caused by injury, including, for example, a crush,
25 puncture, stretch of a tissue or joint, may cause chronic inflammatory pain.

E. Infection

Inflammation caused by infection, including, for example, a tuberculosis or an interstitial keratitis may cause chronic inflammatory pain. Infection may also result in inflammatory bowel diseases and irritable bowel
30 syndromes.

F. Neuritis

Neuritis is an inflammatory process affecting a nerve or group of nerves. Symptoms depend on the nerves involved, but may include pain, paresthesias, paresis, or hypesthesia (numbness).

Examples include:

- 5 a. Brachial neuritis
- b. Retrobulbar neuropathy, an inflammatory process affecting the part of the optic nerve lying immediately behind the eyeball.
- c. Optic neuropathy, an inflammatory process affecting the optic nerve causing sudden, reduced vision in the affected eye. The cause of optic
10 neuritis is unknown. The sudden inflammation of the optic nerve (the nerve connecting the eye and the brain) leads to swelling and destruction of the myelin sheath. The inflammation may occasionally be the result of a viral infection, or it may be caused by autoimmune diseases such as multiple sclerosis. Risk factors are related to the possible causes.
- 15 d. Vestibular neuritis, a viral infection causing an inflammatory process affecting the vestibular nerve.

G. Joint inflammation

Inflammation of the joint, such as that caused by bursitis or tendonitis, for example, may cause chronic inflammatory pain.

20 *III. Headache Pain*

The compositions and methods of the invention may be used to treat pain caused by or otherwise associated with chronic headache conditions. A headache (medically known as cephalgia) is a condition of mild to severe pain in the head; sometimes neck or upper back pain may also be
25 interpreted as a headache. It may indicate an underlying local or systemic disease or be a disorder in itself.

IV. Somatic pain

The compositions and methods of the invention may be used to treat
30 pain caused by or otherwise associated with any of the following somatic pain conditions. Somatic pain originates from ligaments, tendons, bones, blood vessels, and even nerves themselves. It is detected with somatic

nociceptors. The scarcity of pain receptors in these areas produces a dull, poorly-localized pain of longer duration than cutaneous pain; examples include sprains and broken bones. Additional examples include the following.

5 A. Excessive muscle tension

Excessive muscle tension can be caused, for example, by a sprain or a strain.

B. Repetitive motion disorders

10 Repetitive motion disorders can result from overuse of the hands, wrists, elbows, shoulders, neck, back, hips, knees, feet, legs, or ankles.

C. Muscle disorders

Muscle disorders causing somatic pain include, for example, a polymyositis, a dermatomyositis, a lupus, a fibromyalgia, a polymyalgia rheumatica, a macrophagic myofasciitis, and a rhabdomyolysis. Muscle pain
15 can also be secondary to neurological and neuromuscular disorders including without limitation Parkinson's disease, Huntington's chorea, dystonias, tardive dyskinesias, drug-induced dyskinesias and dystonias, dyskinesias (paroxysmal), amyotrophic lateral sclerosis, multiple sclerosis, myoclonus, progressive supranuclear palsy, corticobasal degeneration,
20 choreoathetosis, spasticity, Wilson disease, multiple system atrophy (including Shy-Drager syndrome, striatonigral degeneration and olivopontocerebellar atrophy), and hereditary spastic paraplegia (including familial spastic paraparesis, familial spastic paraplegia, hereditary spastic paraparesis, Strumpell-Lorraine syndrome, and Strumpell's disease).

25 D. Myalgia

Myalgia is muscle pain and is a symptom of many diseases and disorders. The most common cause for myalgia is either overuse or over-stretching of a muscle or group of muscles. Myalgia without a traumatic history is often due to viral infections. Longer-term myalgias may be
30 indicative of a metabolic myopathy, some nutritional deficiencies or chronic fatigue syndrome.

E. Infection

Infection can cause somatic pain. of such infection include, for example, an abscess in the muscle, a trichinosis, an influenza, a Lyme disease, a malaria, a Rocky Mountain spotted fever, Avian influenza, the common cold, community-acquired pneumonia, meningitis, monkeypox, Severe Acute Respiratory Syndrome, toxic shock syndrome, trichinosis, typhoid fever, and upper respiratory tract infection.

F. Drugs

Drugs can cause somatic pain. Such drugs include, for example, cocaine, statins for lowering cholesterol (such as atorvastatin, simvastatin, and lovastatin), and ACE inhibitors for lowering blood pressure (such as enalapril and captopril).

G. Prolonged nociceptive pain including without limitation to bone fracture pain, spinal stenosis, and post-surgical pain.

V. *Visceral pain*

The compositions and methods of the invention may be used to treat pain caused by or otherwise associated with any of the following visceral pain conditions. Visceral pain originates from body's viscera, or organs. Visceral nociceptors are located within body organs and internal cavities. The even greater scarcity of nociceptors in these areas produces pain that is usually more aching and of a longer duration than somatic pain. Visceral pain is extremely difficult to localise, and several injuries to visceral tissue exhibit "referred" pain, where the sensation is localised to an area completely unrelated to the site of injury.

Examples of visceral pain include the following.

A. Functional visceral pain

Functional visceral pain includes, for example, chronic functional abdominal pain (CFAP), non-cardiac chest pain (NCCP), chronic abdominal pain, functional heartburn, functional dyspepsia, irritable bowel syndrome, painful bladder syndrome, vulvodynia, pelvic pain syndrome.

B. Chronic gastrointestinal inflammation

Chronic gastrointestinal inflammation includes, for example, a gastritis, an inflammatory bowel disease, e.g., a Crohn's disease, an ulcerative colitis, a microscopic colitis, a diverticulitis and a gastroenteritis; an intestinal ischemia; a cholecystitis; an appendicitis; a gastroesophageal
5 reflux; an ulcer, a nephrolithiasis, , a pancreatitis and a hernia.

C. Autoimmune pain

Autoimmune pain includes, for example, a sarcoidosis and a vasculitis.

D. Organic visceral pain

10 Organic visceral pain includes, for example, pain resulting from a traumatic, inflammatory or degenerative lesion of the gut or produced by a tumor impinging on sensory innervation.

E. Treatment-induced visceral pain

Treatment-induced visceral pain includes, for example, a pain
15 attendant to chemotherapy therapy or a pain attendant to radiation therapy.

VI. Referred pain

The compositions and methods of the invention may be used to treat pain caused by or otherwise associated with any of the following referred
20 pain conditions.

Referred pain arises from pain localized to an area separate from the site of pain stimulation. Often, referred pain arises when a nerve is compressed or damaged at or near its origin. In this circumstance, the sensation of pain will generally be felt in the territory that the nerve serves,
25 even though the damage originates elsewhere. A common example occurs in intervertebral disc herniation, in which a nerve root arising from the spinal cord is compressed by adjacent disc material. Although pain may arise from the damaged disc itself, pain will also be felt in the region served by the compressed nerve (for example, the thigh, knee, or foot). Relieving the
30 pressure on the nerve root may ameliorate the referred pain, provided that permanent nerve damage has not occurred. Myocardial ischaemia (the loss of blood flow to a part of the heart muscle tissue) is possibly the best known

example of referred pain; the sensation can occur in the upper chest as a restricted feeling, or as an ache in the left shoulder, arm or even hand.

Administration

5 One can use any of the compounds described above to treat chronic pain. To "treat," as used here, means to deal with medically. It includes both preventing pain and relieving it, whether such prevention or relief is complete or partial.

Dose

10 The precise dose and frequency of administration depends on the severity and nature of the patient's condition, on the manner of administration, on the potency and pharmacodynamics of the particular compound employed, and on the judgment of the prescribing physician. Determining dose is a routine matter that is well within the capability of
15 someone of ordinary skill in the art.

The compositions of the invention may be administered orally or parenterally, the later by subcutaneous injection, intramuscular injection, intravenous administration, or other route.

Excipients and dosage forms

20 Those skilled in the art will readily understand that for administering pharmaceutical compositions of the invention the S13P receptor inhibitor may be admixed with pharmaceutically acceptable excipient which are well known in the art.

A pharmaceutical composition to be administered systemically may
25 be confectioned as a powder, pill, tablet or the like, or as a solution, emulsion, suspension, aerosol, syrup or elixir suitable for oral or parenteral administration or inhalation.

For solid dosage forms or medicaments, non-toxic solid carriers include, but are not limited to, pharmaceutical grades of mannitol, lactose,
30 starch, magnesium stearate, sodium saccharin, the polyalkylene glycols, talcum, cellulose, glucose, sucrose and magnesium carbonate. The solid dosage forms may be uncoated or they may be coated by known techniques

to delay disintegration and absorption in the gastrointestinal tract and thereby provide a sustained action over a longer period. For example, a time delay material such as glyceryl monostearate or glyceryl distearate may be employed. They may also be coated by the technique described in U.S. Patent No. 4,256,108, No. 4,166,452, and No. 4,265,874 to form osmotic therapeutic tablets for control release. Liquid pharmaceutically administrable dosage forms can, for example, comprise a solution or suspension of one or more of the presently useful compounds and optional pharmaceutical adjuvants in a carrier, such as for example, water, saline, aqueous dextrose, glycerol, ethanol and the like, to thereby form a solution or suspension. If desired, the pharmaceutical composition to be administered may also contain minor amounts of nontoxic auxiliary substances such as wetting or emulsifying agents, pH buffering agents and the like. Typical examples of such auxiliary agents are sodium acetate, sorbitan monolaurate, triethanolamine, sodium acetate, triethanolamine oleate, etc. Actual methods of preparing such dosage forms are known, or will be apparent, to those skilled in this art; for example, see *Remington's Pharmaceutical Sciences*, Mack Publishing Company, Easton, Pa., 16th Edition, 1980. The composition of the formulation to be administered, in any event, contains a quantity of one or more of the presently useful compounds in an amount effective to provide the desired therapeutic effect.

Injectables can be prepared in conventional forms, either as liquid solutions or suspensions, solid forms suitable for solution or suspension in liquid prior to injection, or as emulsions. Suitable excipients are, for example, water, saline, dextrose, glycerol, ethanol and the like. In addition, if desired, the injectable pharmaceutical compositions to be administered may also contain minor amounts of non-toxic auxiliary substances such as wetting or emulsifying agents, pH buffering agents and the like.

30

Examples

The invention is illustrated by the following examples. The inventors administered various compounds of the invention to experimental animals and then assed the effects of those compounds in mitigating pain.

5

The Chung rat model

The inventors prepared rats according to the method of Kim and Chung described in *Pain*, 150, at 355-363 (1992) and in U.S. Patent No. 7,091,232, both of which are incorporated by reference herein. According to this method, the L5 (and optionally the L6) spinal nerves on one side in rats
10 are surgically ligated. Rats recovering from the surgery gain weight and display a level of general activity similar to that of normal rats. However, these rats develop abnormalities of the foot, wherein the hindpaw is moderately everted and the toes are held together. More importantly, the hindpaw on the side affected by the surgery appears to become sensitive to
15 low-threshold mechanical stimuli and will perceive pain instead of the faint sensation of touch. This sensitivity to normally non-painful touch, called "tactile allodynia," develops within the first week after surgery and lasts for at least two months. The allodynia response includes lifting the affected hindpaw to escape from the stimulus, licking the paw and holding it in the air
20 for many seconds. None of these responses is normally seen in the control group.

To produce the tactile allodynia, rats are anesthetized before surgery. The surgical site is shaved and prepared either with betadine or Novacaine. Incision is made from the thoracic vertebra XIII down toward the sacrum.
25 Muscle tissue is separated from the spinal vertebra (left side) at the L4 - S2 levels. The L6 vertebra is located and the transverse process is carefully removed with a small rongeur to expose the L4 - L6 spinal nerves. The L5 and L6 spinal nerves are isolated and tightly ligated with 6-0 silk thread. The same procedure is done on the right side as a control, except no ligation of
30 the spinal nerves is performed.

After a complete hemostasis is confirmed, the wounds are sutured. A small amount of antibiotic ointment is applied to the incised area, and the rat

is transferred to the recovery plastic cage under a regulated heat-temperature lamp.

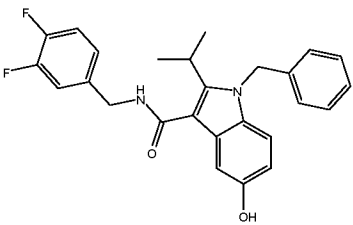
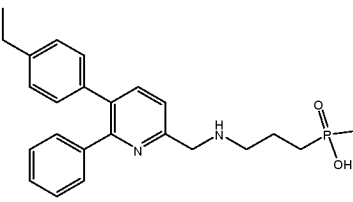
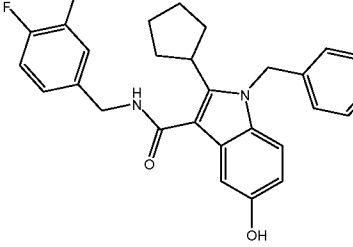
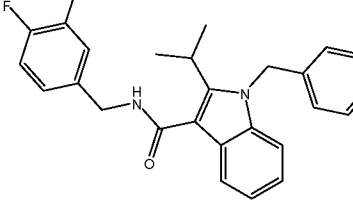
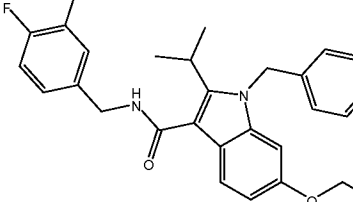
On the day of the experiment, at least seven days after the surgery, typically six rats per test group are administered the test drugs by intraperitoneal (i.p.) injection or oral gavage (p.o.). For i.p. administration, the compounds are formulated in H₂O and given in a volume of 1 ml/kg body weight by injecting into the intraperitoneal cavity. For p.o. administration, the compounds are formulated in H₂O and given in a volume of 1 ml/kg body weight using an 18-gauge, 3 inch gavage needle that is slowly inserted through the esophagus into the stomach.

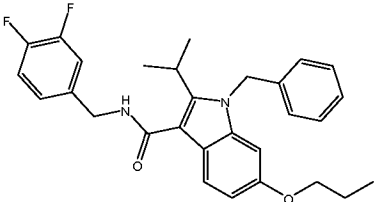
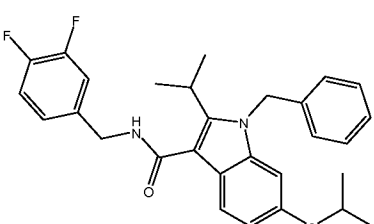
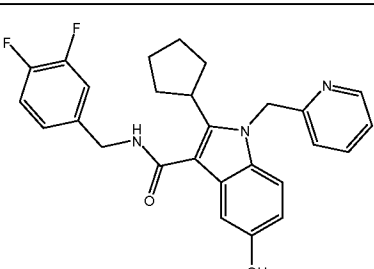
Tactile allodynia is assessed via von Frey hairs, which are a series of fine hairs with incremental differences in stiffness. Rats are placed in a plastic cage with a wire mesh bottom and allowed to acclimate for approximately 30 minutes. To establish the pre-drug baseline, the von Frey hairs are applied perpendicularly through the mesh to the mid-plantar region of the rats' hindpaw with sufficient force to cause slight buckling and held for 6-8 seconds. The applied force has been calculated to range from 0.41 to 15.1 grams. If the paw is sharply withdrawn, it is considered a positive response. A normal animal will not respond to stimuli in this range, but a surgically ligated paw will be withdrawn in response to a 1-2 gram hair. The 50% paw withdrawal threshold is determined using the method of Dixon, W.J., *Ann. Rev. Pharmacol. Toxicol.* 20:441-462 (1980) hereby incorporated by reference. Tactile allodynia is measured prior to and 15, 30, and 60 minutes after drug administration. The post-drug threshold is compared to the pre-drug threshold and the percent reversal of tactile sensitivity is calculated based on a normal threshold of 15.1 grams.

Results

Table 1, below, shows the effects of various compounds of the invention on reversing allodynia in Chung model rats, as measured 15 minutes, 30 minutes, and 60 minutes after administration.

COMPOUND	DOSE	ALLODYNIA REVERSAL (% VS.
----------	------	---------------------------

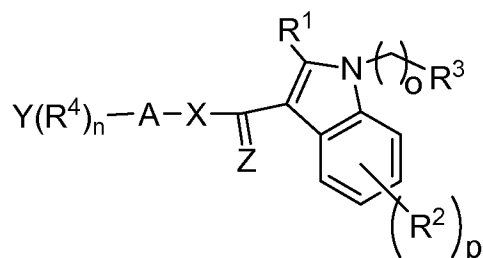
		BASELINE) MEAN ± SE		
		15 min post	30 min post	60 min post
Vehicle (20% ethanol)	0	10.46 ± 3.35	16.40 ± 7.50	13.07 ± 7.91
	0.3	22.79 ± 12.89	58.57 ± 20.65	77.44 ± 17.05
	0.3	8.58 ± 1.79	95.90 ± 4.10	80.78 ± 14.48
	0.3	87.29 ± 12.70	82.77 ± 12.60	77.29 ± 13.95
	0.3	7.48 ± 3.89	60.78 ± 14.62	79.19 ± 13.92
	0.3	68.77 ± 13.82	73.30 ± 14.80	79.19 ± 13.92

	0.03	21.42 ± 19.66	28.86 ± 17.79	69.89 ± 18.41
	0.03	42.36 ± 23.52	65.01 ± 21.42	80.22 ± 14.41
	0.3	65.95 ± 17.78	100 ± 0.00	95.90 ± 4.10

Embodiments of the invention include the following:

1. A method for treating pain, the method comprising the step of
5 administering to a patient in need of such treatment an S1P3 receptor inhibitor.
2. The method of 1, wherein the S1P3 receptor inhibitor is selective for the
10 S1P3 receptor as compared to the S1P1 receptor, the S1P2 receptor, or both the S1P1 and S1P2 receptor.
3. A method for treating pain, the method comprising the step of
administering to a patient in need of such treatment a compound
represented by the general formula

15



wherein

X is NR⁵, O, S;

Z is O or S;

5 n is 0 or an integer of from 1 to 4;

o is 0 or an integer of from 1 to 3;

p is 0 or an integer of from 1 to 4;

A is (C(R⁵)₂)_m, wherein

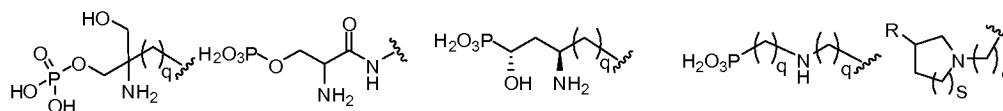
m is 0 or an integer of from 1 to 6;

10 R⁵ is selected from the group consisting of hydrogen, straight or branched chain alkyl having 1 to 12 carbons, cycloalkyl having 3 to 6 carbons, alkenyl having 2 to 6 carbons and 1 or 2 double bonds, alkynyl having 2 to 6 carbons and 1 or 2 triple bonds, aryl, wherein said aryl is a carbocyclic aryl or heterocyclic aryl group wherein said carbocyclic aryl
 15 comprises from 6 to 20 atoms and said heterocyclic aryl comprises from 2 to 20 carbon atoms and from 1 to 5 heteroatoms selected from the group consisting of nitrogen, oxygen and sulfur, halo, C₁ to C₁₂ haloalkyl, hydroxyl, C₁ to C₁₂ alkoxy, C₁ to C₁₂ alkylcarbonyl, formyl, oxycarbonyl, carboxy, C₁ to C₁₂ alkyl carboxylate, C₁ to C₁₂ alkyl amide, aminocarbonyl, amino, cyano,
 20 diazo, nitro, thio, sulfoxyl and sulfonyl groups;

Y is a carbocyclic aryl or heterocyclic aryl group wherein said carbocyclic aryl comprises from 6 to 20 atoms and said heterocyclic aryl comprises from 2 to 20 carbon atoms and from 1 to 5 heteroatoms selected from the group consisting of nitrogen, oxygen and sulfur, and wherein said
 25 aryl may be bonded to A at any position;

R¹, R², R³, R⁴ are selected from the group consisting of hydrogen; straight or branched chain alkyl having 1 to 12 carbons; cycloalkyl having 3

to 6 carbons; alkenyl having 2 to 6 carbons and 1 or 2 double bonds; alkynyl having 2 to 6 carbons and 1 or 2 triple bonds; aryl wherein said aryl is a carbocyclic aryl or heterocyclic aryl group wherein said carbocyclic aryl comprises from 6 to 20 atoms and said heterocyclic aryl comprises from 2 to 20 carbon atoms and from 1 to 5 heteroatoms selected from the group consisting of nitrogen, oxygen and sulfur; halo; C₁ to C₁₂ haloalkyl; hydroxyl; C₁ to C₁₂ alkoxy; C₃ to C₂₀ arylalkyloxy; C₁ to C₁₂ alkylcarbonyl; formyl; oxycarbonyl; carboxy; C₁ to C₁₂ alkyl carboxylate; C₁ to C₁₂ alkyl amide; aminocarbonyl; amino; cyano; diazo; nitro; thio; sulfoxyl; sulfonyl groups; or
 5
 10 a group selected from the group consisting of



wherein R is CO₂H or PO₃H₂, p is an integer of 1 or 2 and q is 0 or an integer of 1 to 5 and s is 0 or an integer of 1 or 2; provided that, if Y is phenyl, it
 15 must be substituted with at least one R⁴ group that is not hydrogen.

4. The method of 3 wherein Z is O.

5. The method of 3 wherein Y is a phenyl group, or a heterocyclic aryl group selected from the group consisting of pyridyl, thienyl, furyl, pyradizynyl, pyrimidinyl, pyrazinyl, thiazolyl, oxazolyl, and imidazolyl.
 20

6. The method of 5 wherein each said aryl is independently selected from the group consisting of phenyl, pyridine, pyrazine, pyridazine, pyrimidine, triazine, thiophene, furan, thiazole, thiadiazole, isothiazole, oxazole, oxadiazole, isooxazole, naphthalene, quinoline, tetralin, chroman, thiochroman, tetrahydroquinoline, dihydronaphthalene, tetrahydronaphthalen, chromene, thiochromene, dihydroquinoline, indan, dihydrobenzofuran, dihydrobenzothiophene, indene, benzofuran,
 25
 30 benzothiophene, coumarin and coumarinone, wherein said aryl is unsubstituted or is substituted with one or two alkyl, alkenyl, alkynyl, aryl, halo, haloalkyl, hydroxyl, alkoxy, alkylcarbonyl, formyl, oxycarbonyl,

carboxyl, alkyl carboxylate, alkyl amide, aminocarbonyl, amino, cyano, diazo, nitro, thio, sulfoxyl, or sulfonyl groups.

7. The method of 4 wherein Y is phenyl.
- 5 8. The method of 4 wherein A is CH₂.
9. The method of 8 wherein X is NH.
- 10 10. The method of 9 wherein n is 0 or an integer of 1 or 2 and R⁴ is selected from the group consisting of methyl, methoxy, fluoro and chloro.
11. The method of 10 wherein R¹ is selected from the group consisting of hydrogen, methyl, ethyl and i-propyl.
- 15 12. The method of 8 wherein R³ is selected from the group consisting of methyl, butyl, phenyl, benzyl, pyridyl, furanylmethylenyl, thienyl and thienyl methylenyl.
- 20 13. The method of 12 wherein p is 0 or p is 1 and R² is selected from the group consisting of hydroxyl, methoxy, nitro, amino, acetamido and benzyloxy.
- 25 14. The method of 13 wherein p is 1 and R² is a 5-hydroxy group; R¹ is selected from the group consisting of methyl, ethyl, i-propyl and phenyl; R³ is selected from the group consisting of benzyl, thienylmethylenyl and furanylmethylenyl; n is 1 or 2 and R⁴ is selected from the group consisting of methoxy and fluoro.
- 30 15. The method of 4 wherein said compound is selected from the group consisting of
- 1-Benzyl-5-hydroxy-2-methyl-1H-indole-3-carboxylic Acid, 3,5-Difluorobenzylamide;
- 35 5-Hydroxy-2-methyl-1-thiophen-2-ylmethyl-1H-indole-3-carboxylic Acid, 3, 4-Difluorobenzylamide;

1-Butyl-5-hydroxy-2-methyl-1H-indole-3-carboxylic Acid, 3, 5-Difluoro-benzylamide;

1-Furan-2-ylmethyl-5-hydroxy-2-methyl-1H-indole-3-carboxylic Acid, 3, 4-Difluorobenzylamide;

5 5-Hydroxy-2-methyl-1-thiophen-2-ylmethyl-1H-indole-3-carboxylic Acid, 3, 5-Difluorobenzylamide;

1-Furan-2-ylmethyl-5-hydroxy-2-methyl-1H-indole-3-carboxylic Acid 3, 5-Difluorobenzylamide;

10 1-Benzyl-5-hydroxy-2-methyl-1H-indole-3-carboxylic Acid. 3, 4-Difluoro-benzylamide;

5-Hydroxy-2-methyl-1-thiophen-2-ylmethyl-1H-indole-3-carboxylic Acid, 3-Fluorobenzylamide;

5-Hydroxy-2-methyl-1-thiophen-2-ylmethyl-1H-indole-3-carboxylic Acid, Benzylamide;

15 5-Hydroxy-2-methyl-1-thiophen-2-ylmethyl-1H-indole-3-carboxylic Acid, 3-Methoxybenzylamide;

1-Butyl-5-hydroxy-2-methyl-1H-indole-3-carboxylic Acid, 3-Methoxybenzylamide;

20 5-Hydroxy-2-methyl-1-thiophen-2-ylmethyl-1H-indole-3-carboxylic Acid, 4-Fluorobenzylamide;

5-Hydroxy-2-methyl-1-thiophen-2-ylmethyl-1H-indole-3-carboxylic Acid, 4-Methylbenzylamide;

5-Hydroxy-2-methyl-1-thiophen-2-ylmethyl-1H-indole-3-carboxylic Acid, 3-Chlorobenzylamide;

25 5-Hydroxy-2-methyl-1-thiophen-2-ylmethyl-1H-indole-3-carboxylic Acid, 4-Chlorobenzylamide;

5-Hydroxy-2-methyl-1-thiophen-2-ylmethyl-1H-indole-3-carboxylic Acid, 2-methoxybenzylamide;

30 1-Benzyl-2-ethyl-5-hydroxy-1H-indole-3-carboxylic Acid, 3,4-Difluoro-benzylamide;

1-Benzyl-2-ethyl-5-hydroxy-1H-indole-3-carboxylic Acid, 3-Methoxybenzylamide;

1-Benzyl-5-hydroxy-2-isopropyl-1H-indole-3-carboxylic Acid, 3,4-Difluorobenzamide;

5 5-Hydroxy-2-methyl-1-phenyl-1H-indole-3-carboxylic Acid 3,4-Difluoro-benzylamide;

5-Hydroxy-2-methyl-1-pyridin-2-yl-1H-indole-3-carboxylic Acid 3,4-Difluoro-benzylamide;

10 5-Hydroxy-2-methyl-1-thiophen-2-yl-1H-indole-3-carboxylic Acid 3,4-Difluorobenzylamide;

1-Benzyl-2-ethyl-5-hydroxy-1H-indole-3-carboxylic Acid 3,5-Difluorobenzylamide;

1-Benzyl-5-hydroxy-2-isopropyl-1H-indole-3-carboxylic Acid, 3,5-difluorobenzylamide;

15 1-Benzyl-5-hydroxy-2-isopropyl-1H-indole-3-carboxylic Acid, 3-methoxybenzylamide; and

1-Benzyl-5-hydroxy-2-phenyl-1H-indole-3-carboxylic Acid, 3,5-Difluoro-benzylamide.

20 16. The method of 15 wherein said compound is selected from the group consisting of

1-Benzyl-5-hydroxy-2-methyl-1H-indole-3-carboxylic Acid, 3,5-Difluorobenzylamide;

25 1-Furan-2-ylmethyl-5-hydroxy-2-methyl-1H-indole-3-carboxylic Acid 3,5-Difluorobenzylamide;

5-Hydroxy-2-methyl-1-thiophen-2-ylmethyl-1H-indole-3-carboxylic Acid, 3-Methoxybenzylamide;

1-Benzyl-2-ethyl-5-hydroxy-1H-indole-3-carboxylic Acid, 3,4-Difluorobenzylamide;

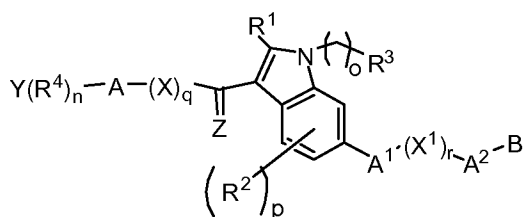
1-Benzyl-2-ethyl-5-hydroxy-1H-indole-3-carboxylic Acid 3,5-Difluoro-benzylamide;

1-Benzyl-5-hydroxy-2-isopropyl-1H-indole-3-carboxylic Acid, 3,5-difluorobenzylamide;

5 1-Benzyl-5-hydroxy-2-isopropyl-1H-indole-3-carboxylic Acid, 3-methoxybenzylamide; and

1-Benzyl-5-hydroxy-2-phenyl-1H-indole-3-carboxylic Acid, 3,5-Difluoro-benzylamide.

10 17. A method for treating pain, the method comprising the step of administering to a patient in need of such treatment a compound represented by the general formula I:



Formula I

15

wherein:

R^1 , R^2 , R^3 and R^4 are independently selected from the group consisting of hydrogen, straight or branched chain alkyl having 1 to 12
 20 carbons, alkenyl having 2 to 6 carbons and 1 or 2 double bonds, alkynyl having 2 to 6 carbons and 1 or 2 triple bonds, carbocyclic hydrocarbon groups having from 3 to 20 carbon atoms, heterocyclic groups having up to 20 carbon atoms and at least one of oxygen, nitrogen and/or sulfur in the ring, halo, C_1 to C_{12} haloalkyl, hydroxyl, C_1 to C_{12} alkoxy, C_3 to C_{20}
 25 arylalkyloxy, C_1 to C_{12} alkylcarbonyl, formyl, oxycarbonyl, carboxy, C_1 to C_{12} alkyl carboxylate, C_1 to C_{12} alkyl amide, aminocarbonyl, amino, cyano, diazo, nitro, thio, sulfoxyl, and sulfonyl groups;

X and X¹ are independently selected from the group consisting of NR⁵, O and S;

R⁵ is hydrogen, an alkyl group of 1 to 10 carbons, a cycloalkyl group of 5 to 10 carbons, phenyl or lower alkylphenyl;

5 Y is a carbocyclic aryl or heterocyclic aryl group wherein said carbocyclic aryl comprises from 6 to 20 atoms and said heterocyclic aryl comprises from 2 to 20 carbon atoms and from 1 to 5 heteroatoms selected from the group consisting of nitrogen, oxygen and sulfur, and wherein said aryl may be bonded to A at any position;

10 Z is O or S;

n is 0 or an integer of from 1 to 5;

o is 0 or an integer of from 1 to 3;

p is 0 or an integer of from 1 to 3;

q is 0 or 1;

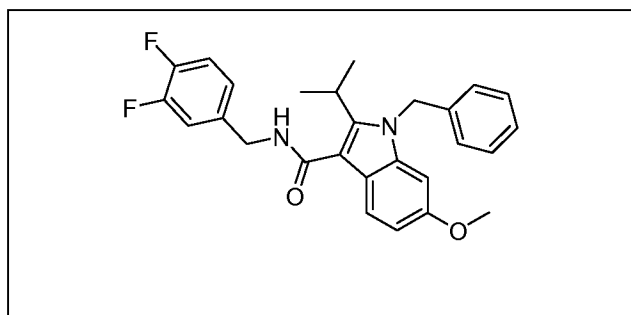
15 r is 0 or 1;

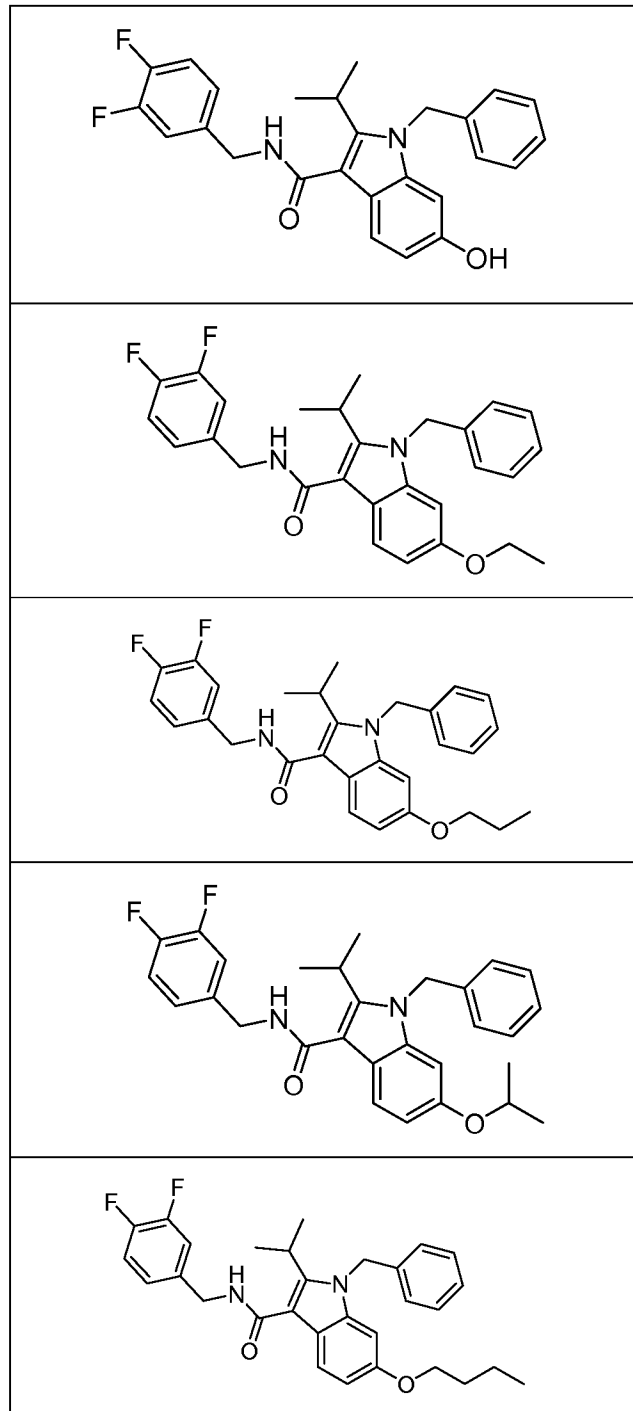
A, A¹ and A² are independently selected from the group consisting of (CH₂)_v wherein v is 0 or an integer of from 1 to 12, branched chain alkyl having 3 to 12 carbons, cycloalkyl having 3 to 12 carbons, alkenyl having 2 to 10 carbons and 1–3 double bonds and alkynyl having 2 to 10 carbons and
20 1 to 3 triple bonds;

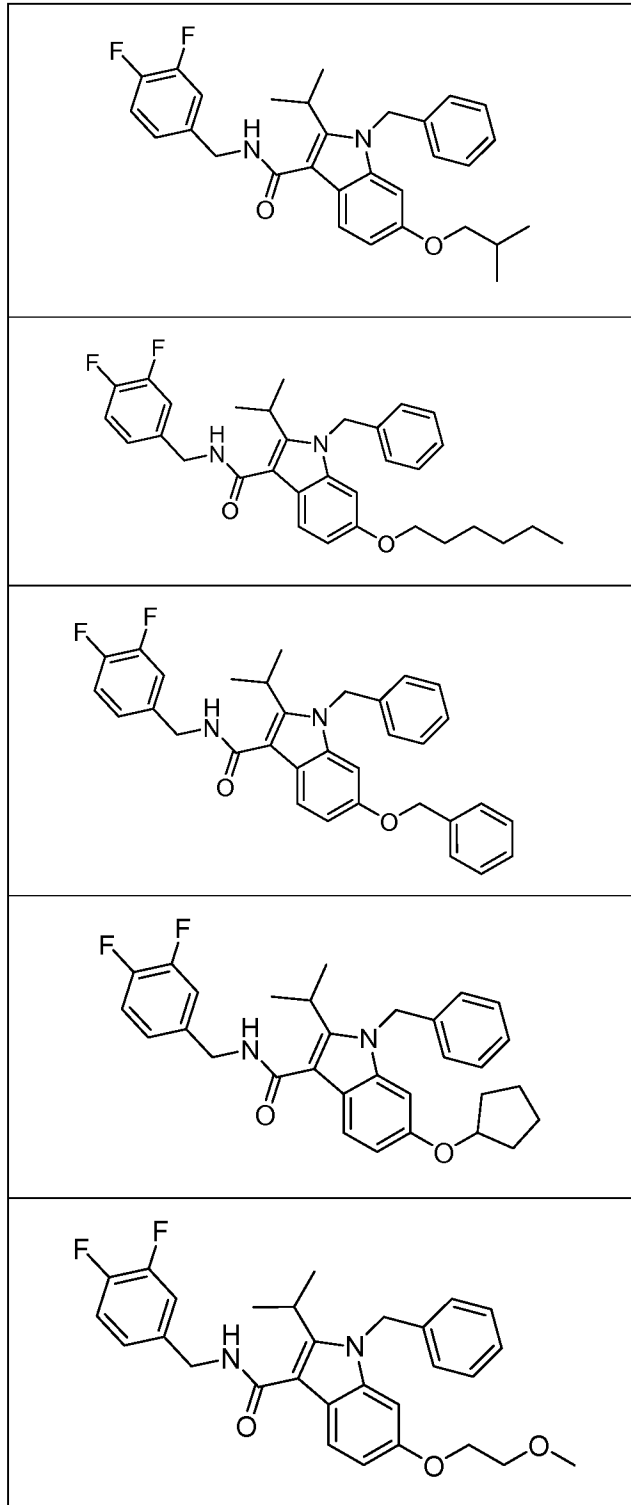
B is selected from the group consisting of hydrogen, OR⁶, COOR⁷, NR⁸R⁹, CONR⁸R⁹, COR¹⁰, CH=NOR¹¹, CH=NNR¹²R¹³, wherein R⁶, R⁷, R¹⁰ and R¹¹ are independently selected from the group consisting of hydrogen, straight or branched chain alkyl having 1 to 12 carbons, alkenyl having 2 to 6
25 carbons and 1 or 2 double bonds, alkynyl having 2 to 6 carbons and 1 or 2 triple bonds, a carbocyclic hydrocarbon group having from 3 to 20 carbon atoms, a heterocyclic group having up to 20 carbon atoms and at least one of oxygen, nitrogen and/or sulfur in the ring, R⁸, R⁹, R¹² and R¹³ are

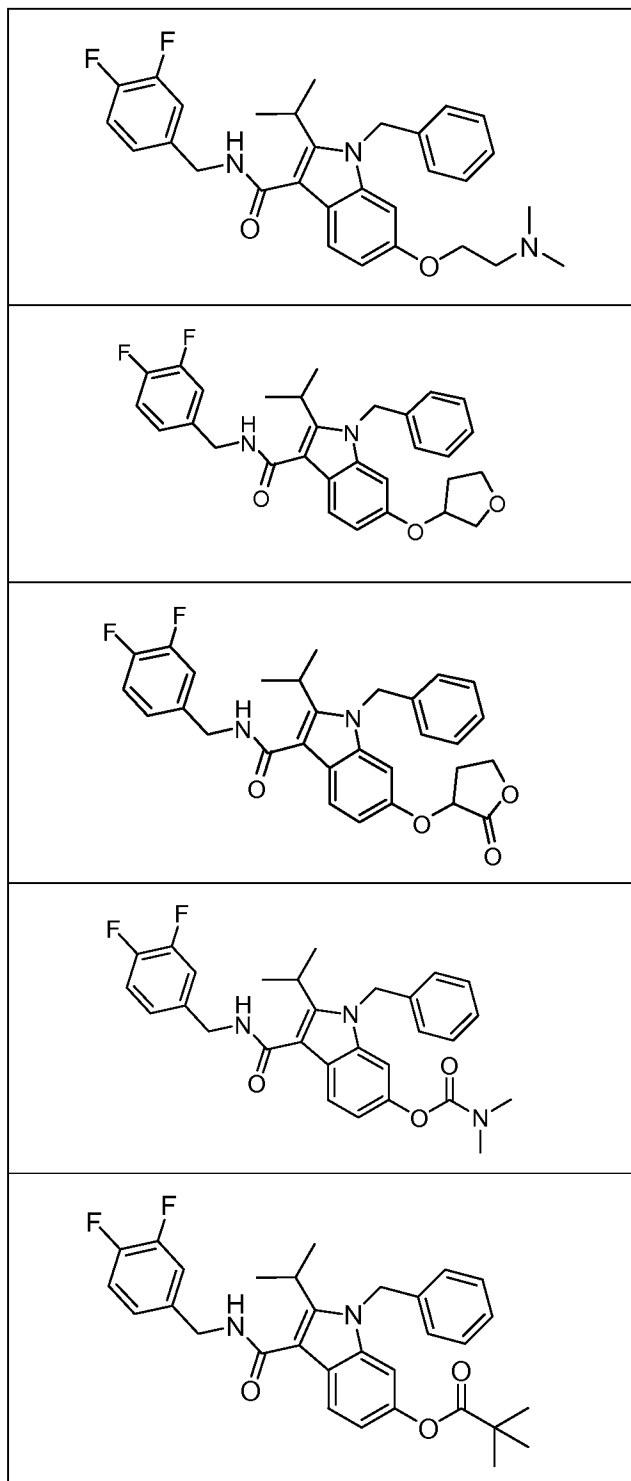
independently selected from the group consisting of hydrogen, straight or
branched chain alkyl having 1 to 12 carbons, alkenyl having 2 to 6 carbons
and 1 or 2 double bonds, alkynyl having 2 to 6 carbons and 1 or 2 triple
bonds, a carbocyclic hydrocarbon group having from 3 to 20 carbon atoms, a
5 heterocyclic group having up to 20 carbon atoms and at least one of oxygen,
nitrogen and/or sulfur in the ring, or R⁸ and R⁹ and/or R¹² and R¹³, together,
can form a divalent carbon radical of 2 to 5 carbons to form a heterocyclic
ring with nitrogen, wherein any of R⁶, R⁷, R⁸, R⁹, R¹⁰, R¹¹, R¹² or R¹³ may be
substituted with one or more halogen, hydroxy, alkyloxy, cyano, nitro,
10 mercapto or thiol radical; provided however, when v is 0, and r is 0, B is not
hydrogen; or B is a carbocyclic hydrocarbon group having from 3 to 20
carbon atoms, or a heterocyclic group having up to 20 carbon atoms and at
least one of oxygen, nitrogen and/or sulfur in the ring, and wherein when
said B is a carbocyclic or heterocyclic group B may be bonded to A² at any
15 position, or a pharmaceutically acceptable salt of said compound.

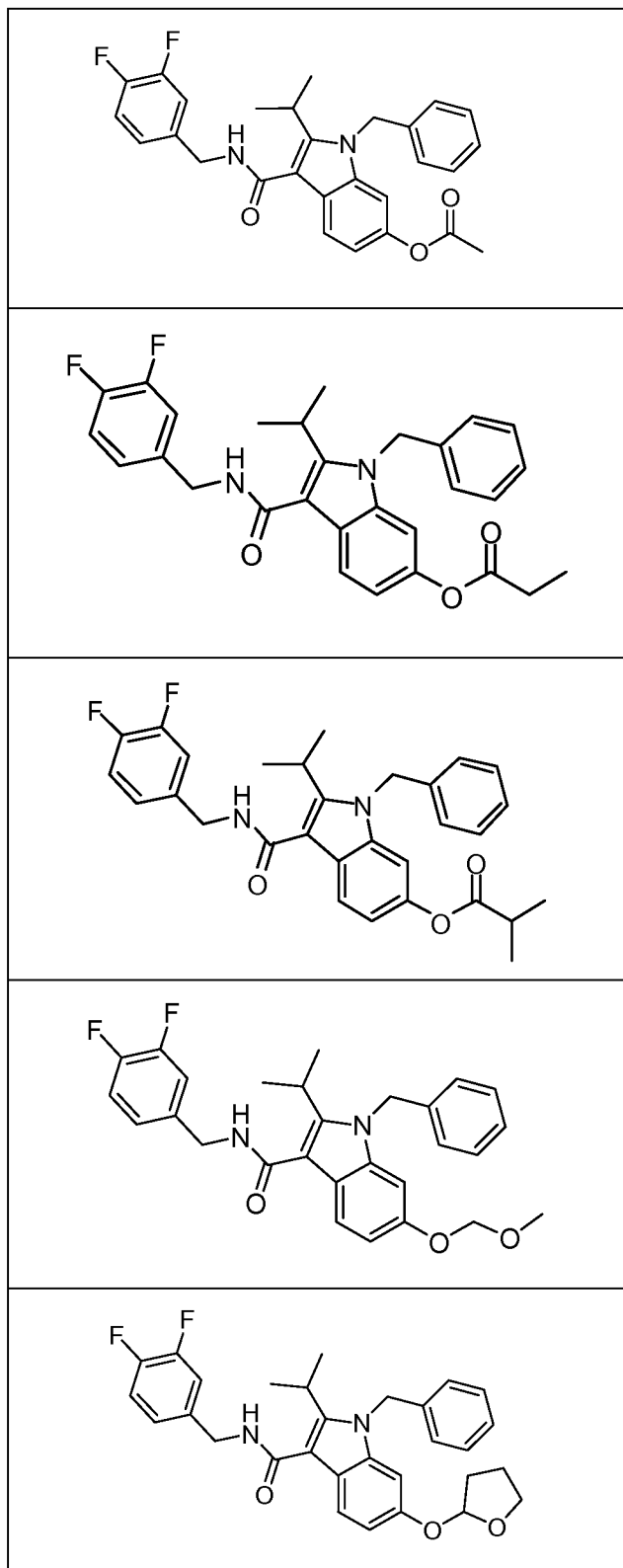
18. The method of 17, wherein the compound is selected from the group
consisting of the following compounds:

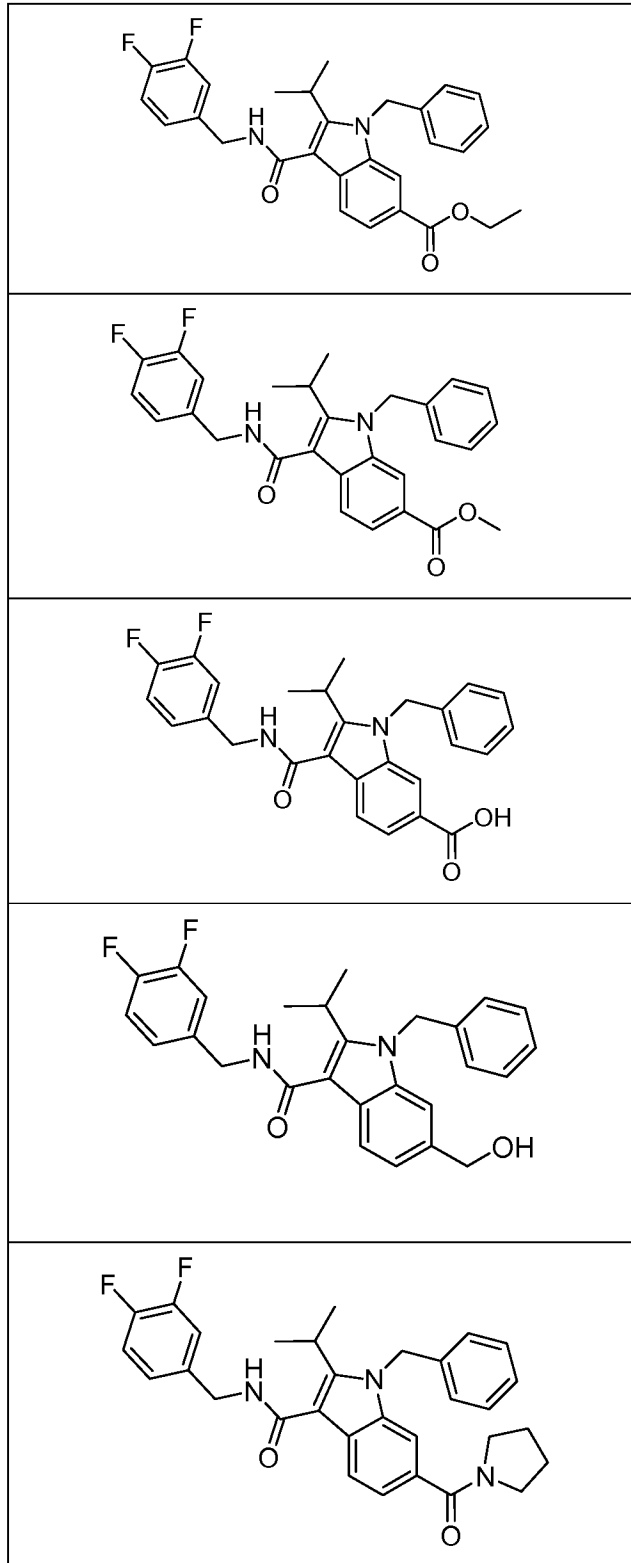


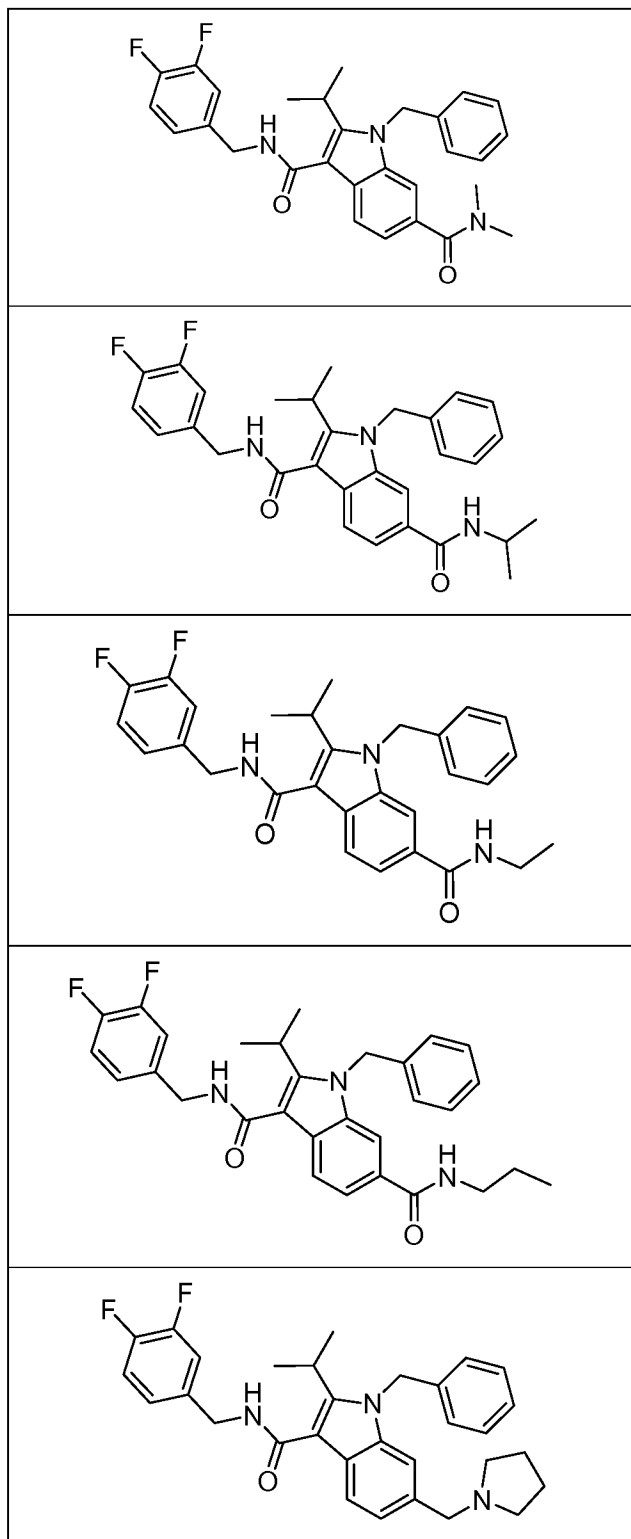


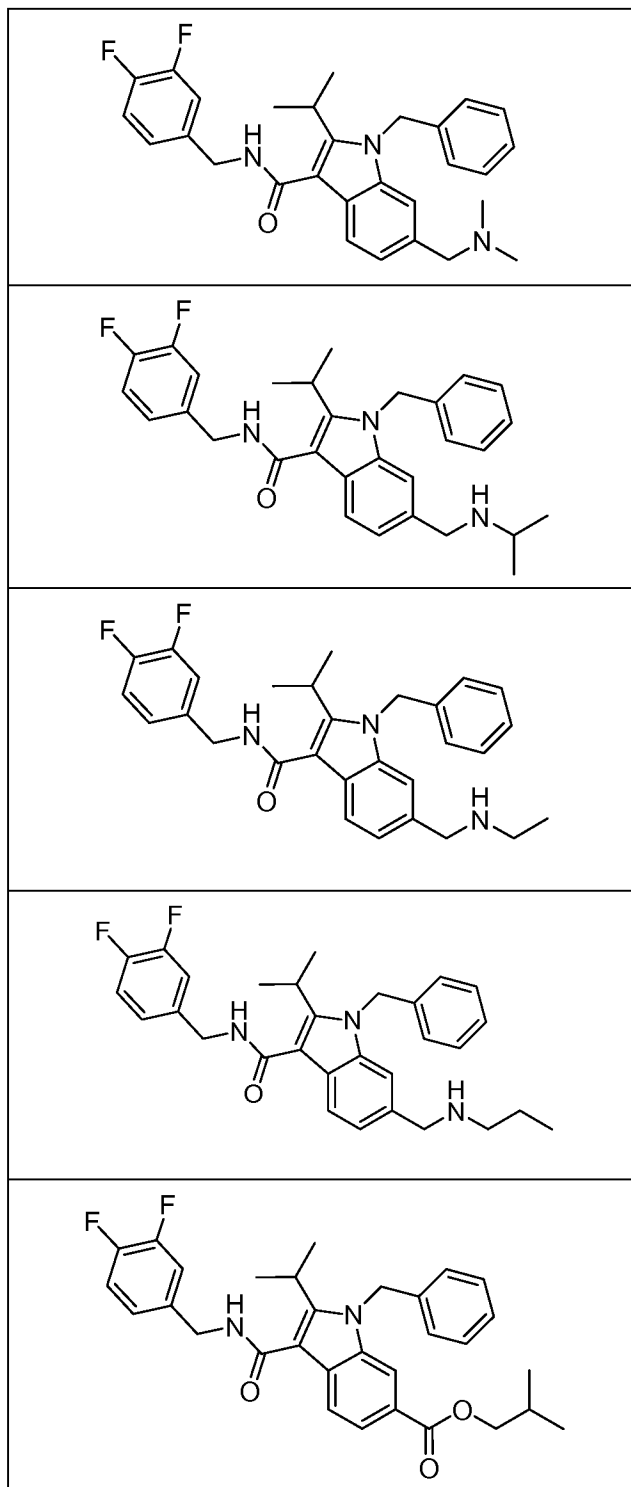


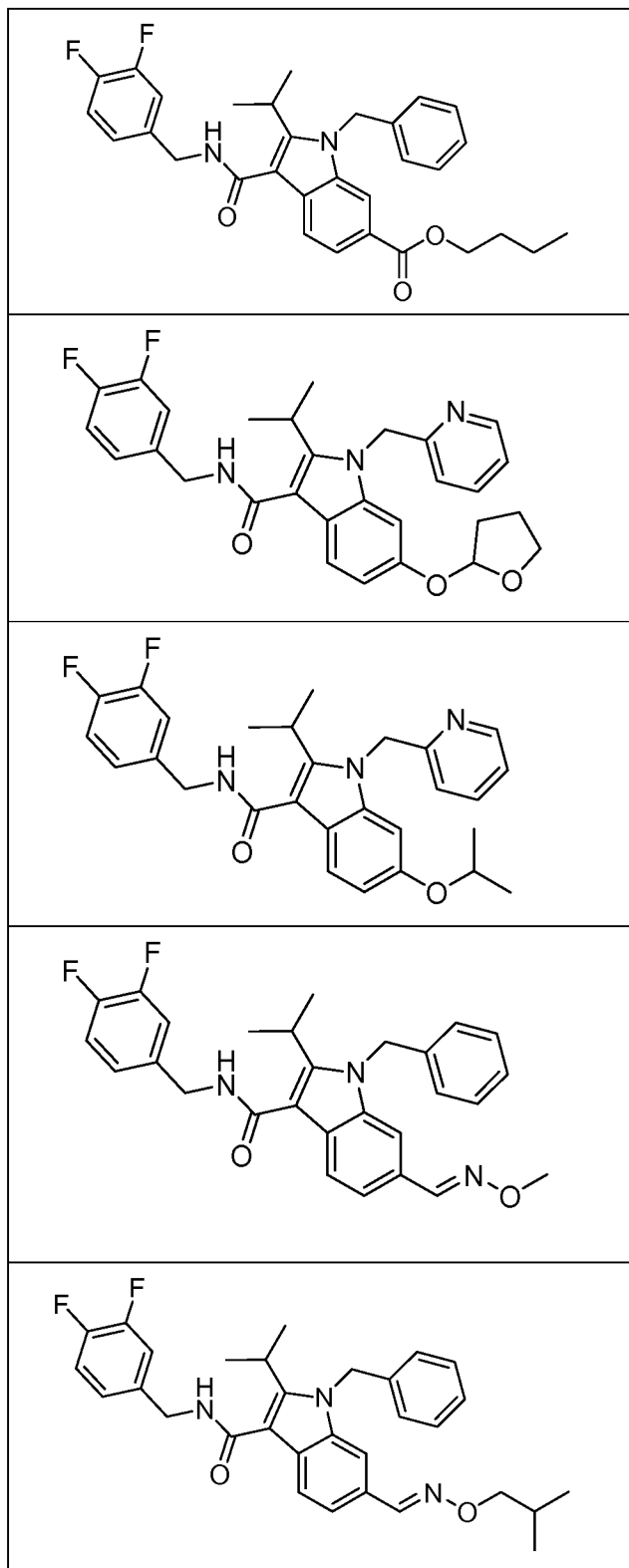


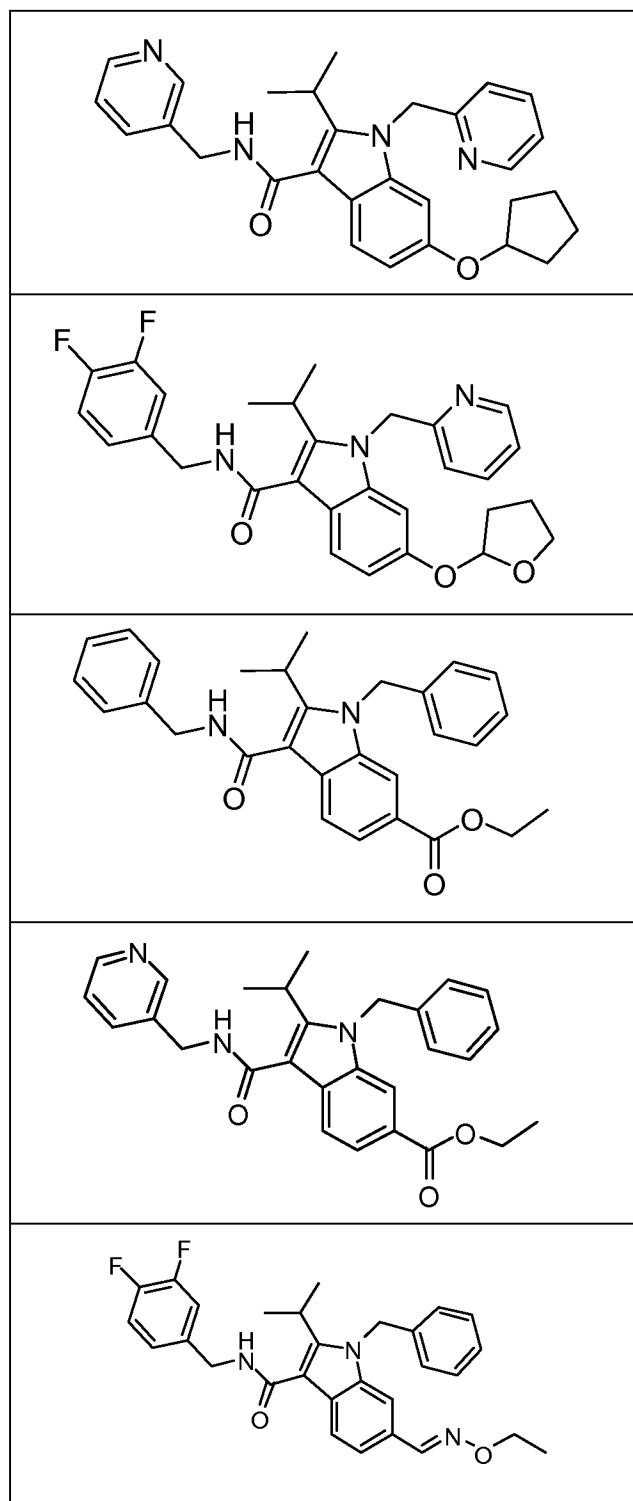


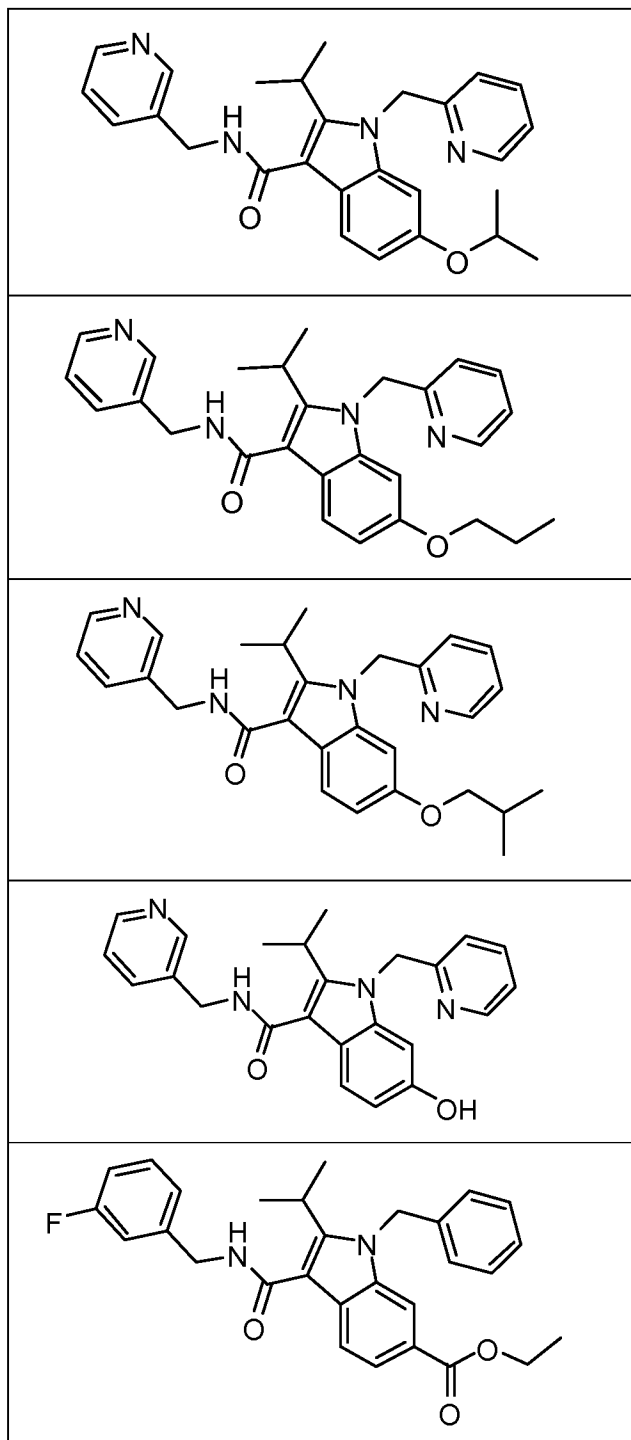


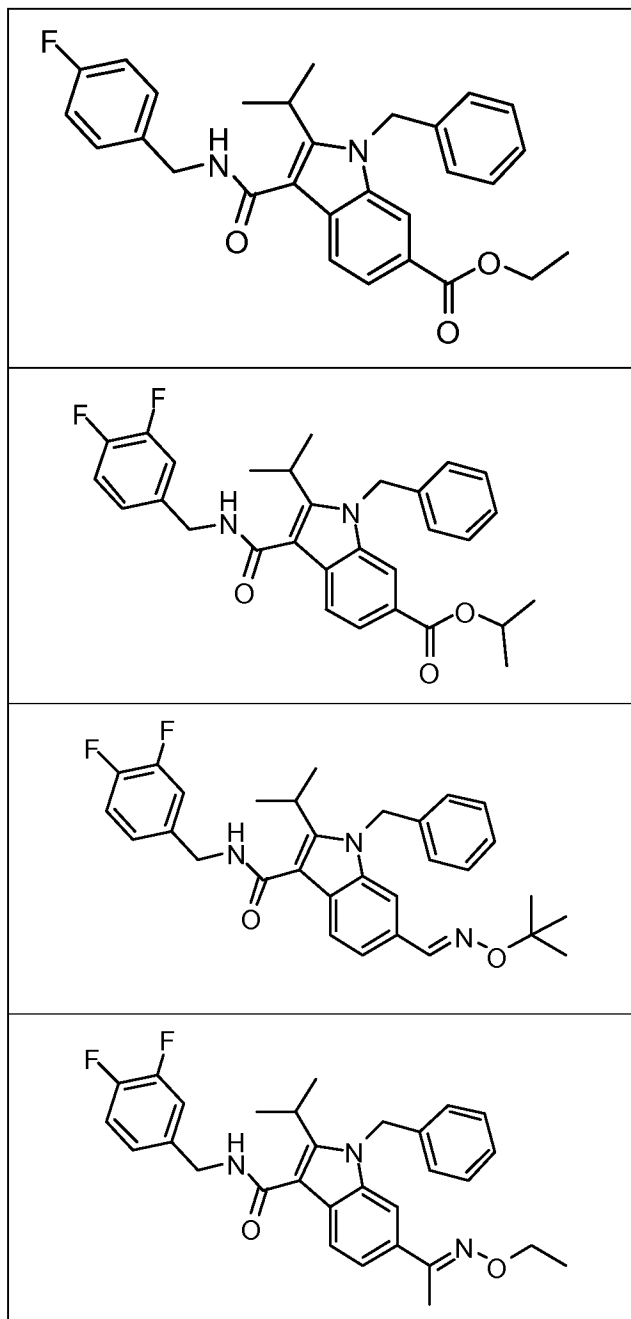


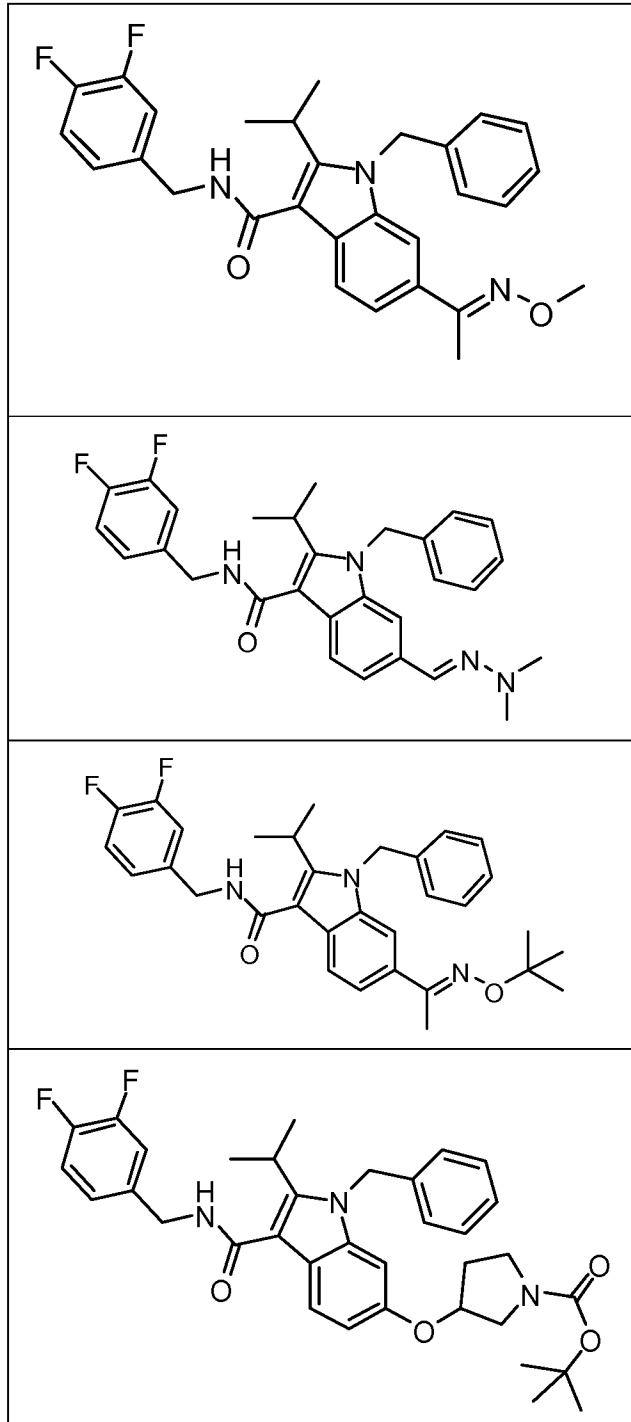


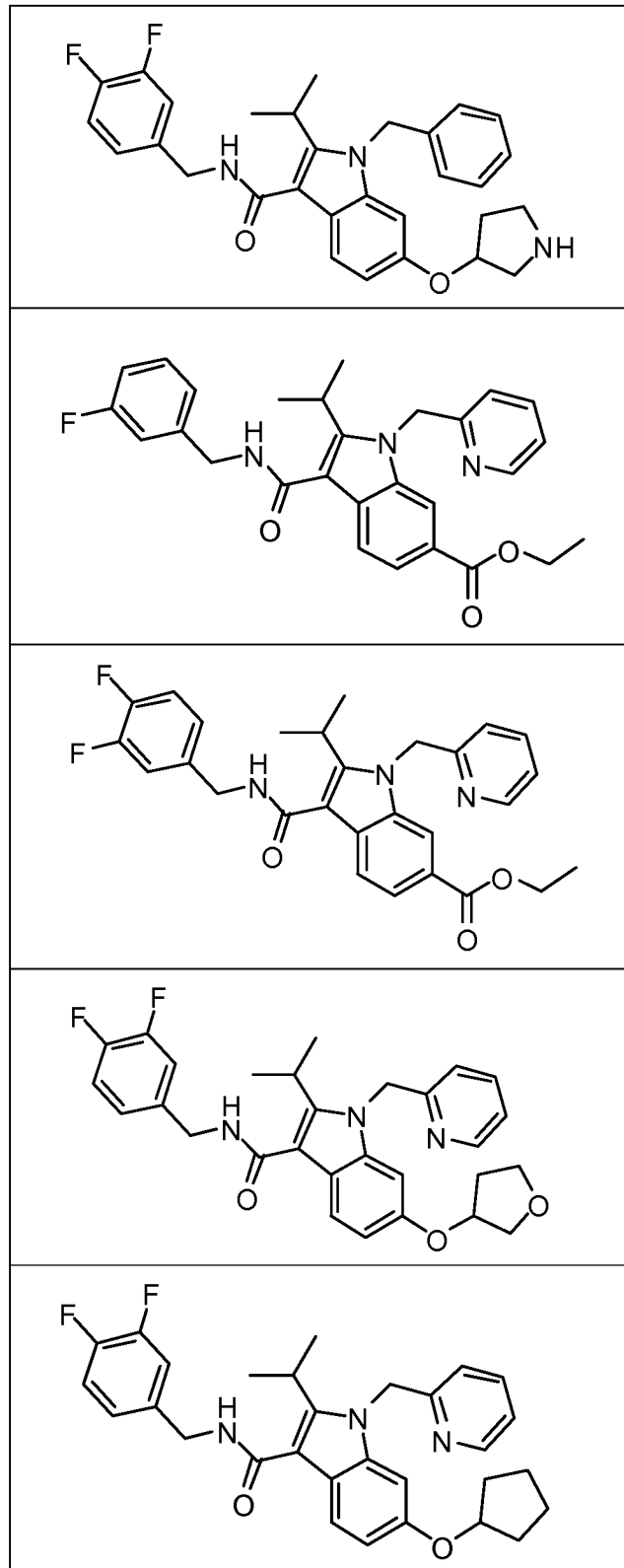


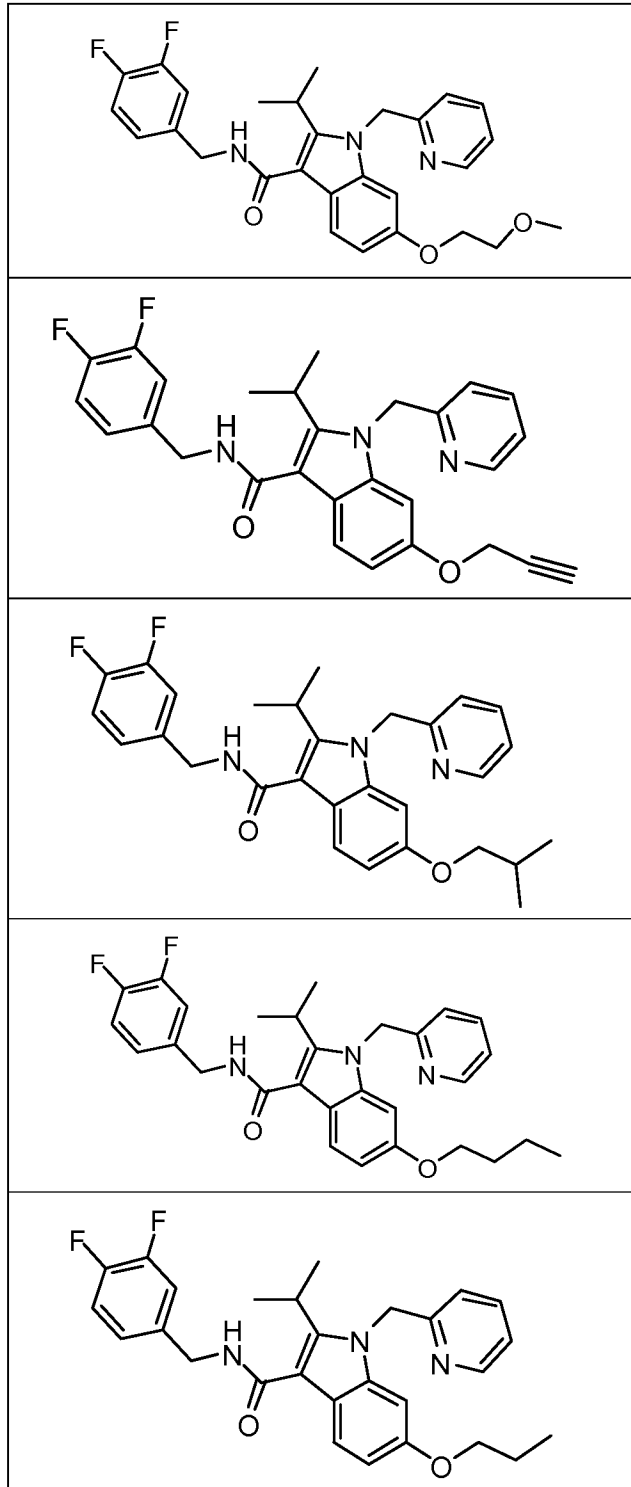


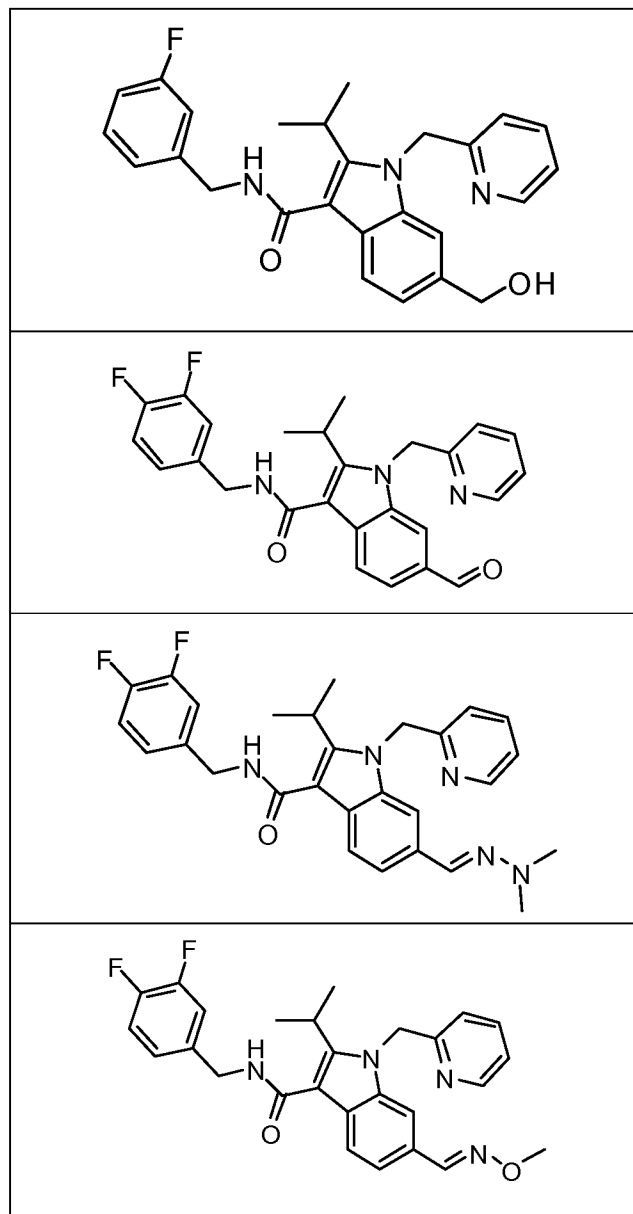




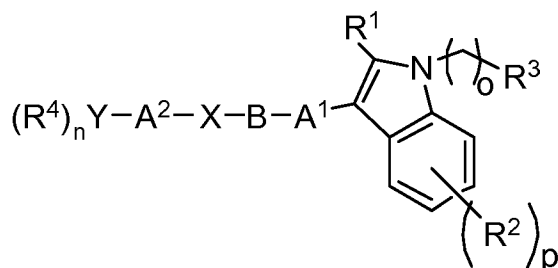








19. A method for treating pain, the method comprising the step of administering to a patient in need of such treatment a compound represented by the general formula



5

wherein:

A^1 and A^2 are independently selected from the group consisting of $(CH_2)_m$ where m is 0 or an integer of from 1 to 6, lower branched chain alkyl having 2 to 6 carbons, cycloalkyl having 3 to 6 carbons, alkenyl having 2 to 6 carbons and 1 or 2 double bonds, alkynyl having 2 to 6 carbons and having 1 or 2 triple bonds, NR^5 , O and S;

B is selected from the group consisting of $(CH_2)_n$, where n is 0 or an integer of from 1 to 6, lower branched chain alkyl having 2 to 6 carbons, cycloalkyl having 3 to 6 carbons, alkenyl having 2 to 6 carbons and 1 or 2 double bonds, alkynyl having 2 to 6 carbons and having 1 or 2 triple bonds, $C=C(R^5)_2$, $C=O$, $C=S$, $R^5C=NR^5$, $R^5C=CR^5$, $C=NOR^5$, CR^5OR^5 , $C(OR^5)_2$, $CR^5N(R^5)_2$, $C(N(R^5)_2)_2$, CR^5SR^5 , $C(SR^5)_2$, SO , SO_2 , and heterocyclic aryl comprising from 2 to 14 carbon atoms and from 1 to 3 heteroatoms selected from the group consisting of nitrogen, oxygen and sulfur;

X is selected from the group consisting of $(CH_2)_r$, where r is 0 or an integer of from 1 to 6, lower branched chain alkyl having 2 to 6 carbons, cycloalkyl having 3 to 6 carbons, alkenyl having 2 to 6 carbons and 1 or 2 double bonds, alkynyl having 2 to 6 carbons and having 1 or 2 triple bonds, NR^5 , O and S;

provided that when m is 0 and B is $C=O$ then X is not NR^5 , O or S;

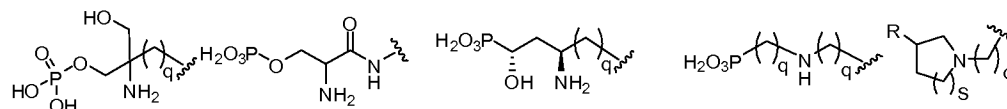
Y is R^6 , or a carbocyclic aryl group comprising from 6 to 14 carbon atoms or a heterocyclic aryl group comprising from 2 to 14 carbon atoms and

from 1 to 3 heteroatoms selected from the group consisting of nitrogen, oxygen and sulfur;

o is 0 or an integer of from 1 to 3;

p is 0 or an integer of from 1 to 4;

- 5 R^1, R^2, R^3, R^4 are independently selected from the group consisting of hydrogen, straight or branched chain alkyl having 1 to 12 carbons, cycloalkyl having 3 to 6 carbons, alkenyl having 2 to 6 carbons and 1 or 2 double bonds, alkynyl having 2 to 6 carbons and 1 or 2 triple bonds, aryl, halo, C_1 to C_{12} haloalkyl, hydroxy, C_1 to C_{12} alkoxy, C_1 to C_{12} alkylcarbonyl, formyl, oxycarbonyl, carboxy, C_1 to C_{12} alkyl carboxylate, C_1 to C_{12} alkyl amide, aminocarbonyl, amino, cyano, diazo, nitro, thio, sulfoxyl, sulfonyl,



wherein R is CO_2H or PO_3H_2 and q is 0 or an integer of 1 to 5 and s is 0 or an integer from 1 to 3;

- 15 R^5 is selected from the group consisting of hydrogen, straight or branched chain alkyl having 1 to 12 carbons, cycloalkyl having 3 to 6 carbons, alkenyl having 2 to 6 carbons and 1 or 2 double bonds, alkynyl having 2 to 6 carbons and 1 or 2 triple bonds, aryl, halo, C_1 to C_{12} haloalkyl, hydroxyl, C_1 to C_{12} alkoxy, C_1 to C_{12} alkylcarbonyl, formyl, oxycarbonyl, carboxy, C_1 to C_{12} alkyl carboxylate, C_1 to C_{12} alkyl amide, aminocarbonyl, amino, cyano, diazo, nitro, thio, sulfoxyl and sulfonyl ; and

- 20 R^6 is selected from the group consisting of straight or branched chain alkyl having 1 to 12 carbons, cycloalkyl having 3 to 6 carbons, alkenyl having 2 to 6 carbons and 1 or 2 double bonds and alkynyl having 2 to 6 carbons and 1 or 2 triple bonds.

20. The method of 19 wherein said aryl group is selected from the group consisting of benzene, pyridine, pyrazine, pyridazine, pyrimidine, triazine, thiophene, furan, thiazole, thiadiazole, isothiazole, oxazole, oxadiazole, isooxazole, naphthalene, quinoline, tetralin, chroman, thiochroman, tetrahydroquinoline, dihydronaphthalene, tetrahydronaphthalene, chromene,

thiochromene, dihydroquinoline, indan, dihydrobenzofuran,
dihydrobenzothiophene, indene, benzofuran, benzothiophene, coumarin and
coumarinone, which aryl is unsubstituted or is substituted with one or two
alkyl, alkenyl, alkynyl, aryl, halo, haloalkyl, hydroxyl, alkoxy, alkylcarbonyl,
5 formyl, oxycarbonyl, carboxyl, alkyl carboxylate, alkyl amide, aminocarbonyl,
amino, cyano, diazo, nitro, thio, sulfoxyl, or sulfonyl groups.

21. The method of 20 wherein o is 1 and R³ is phenyl.

10

22. The method of 21 wherein R¹ is i-propyl.

23. The method of 22 wherein p is 1 and R² is hydroxy
methyloxymethyloxy or dihydropyranyloxy.

15

24. The method of 23 wherein B is selected from the group consisting of
C=C(R⁵)₂, C=O and C=NOR⁵.

25. The method of 24 wherein Y is R⁶.

20

26. The method of 25 wherein R⁶ is selected from the group consisting of
methyl, n-propyl, and i-butyl.

27. The method of 22 wherein Y is selected from the group consisting of
phenyl and 2,5 difluoro phenyl.

28. The method of 27 wherein p is 0 or p is 1 and R² is selected from the
group consisting of hydroxy and dihydropyranyloxy.

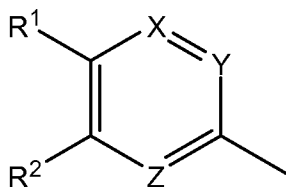
30

29. The method of 28 wherein A¹ and A² are absent, B is C=O and X is
ethyl or ethenyl.

30. The method of 28 wherein A¹ and A² are absent, B is C₂H₄ and X is
35 CH₂.

31. The method of 28 wherein A¹ and A² are absent, B is sulfonyl; and X is NH.
- 5 32. The method of 28 wherein A¹, A² and B are absent and X is oxadiazolyl.
33. The method of 28 wherein A¹ is absent, B is C=O, X is NH and A² is NH.
- 10 34. The method of 19 wherein the compound is selected from the group consisting of
- 1-Benzyl-3-((3,5-difluorobenzylamino)methyl)-2-isopropyl-1H-indol-5-ol,
- 15 (E)-1-Benzyl-5-hydroxy-2-isopropyl-1H-indole-3-carboxaldehyde, O-Benzyl Oxime,
- (E)-1-Benzyl-5-hydroxy-2-isopropyl-1H-indole-3-carbaldehyde, O-Phenyl Oxime,
- (E)-1-(1-Benzyl-5-hydroxy-2-isopropyl-1H-indol-3-yl)-3-
- 20 phenylpropanone,
- 1-(1-Benzyl-5-hydroxy-2-isopropyl-1H-indol-3-yl)-3-phenylpropan-1-one,
- 1-(1-Benzyl-5-hydroxy-2-isopropyl-1H-indol-3-yl)ethanone,
- 1-(1-Benzyl-5-hydroxy-2-isopropyl-1H-indol-3-yl)butan-1-one,
- 25 1-(1-Benzyl-5-hydroxy-2-isopropyl-1H-indol-3-yl)-3-methylbutan-1-one,
- 1-(1-Benzyl-5-hydroxy-2-isopropyl-1H-indol-3-yl)-2-phenylethan-1-one,
- (E)-1-(1-Benzyl-5-hydroxy-2-isopropyl-1H-indol-3-yl)-3-(3,4-
- 30 difluorophenyl)prop-2-en-1-one and
- 1-(1-Benzyl-5-hydroxy-2-isopropyl-1H-indol-3-yl)-3-(3,4-difluorophenyl)propan-1-one.

35. A method of treating pain, the method comprising the step of administering to a patient in need of such treatment a compound represented by the general formula



5 $[C(O)_u(R^3)_v]_a(W)_b[C(R^4)_2]_c[P(O)(OR^3)_2]_d[C(O)_x(OR^3)_y(R^3)_z]_e$

wherein

X is selected from the group consisting of CR^3 and N;

Y is selected from the group consisting of CR^3 and N;

Z is selected from the group consisting of CR^3 and N;

10 at least one of X, Y and Z is N;

W is NR^3 or O;

R^1 is an aryl group;

R^2 is an aryl group;

15 R^3 is selected from the group consisting of H and alkyl; and 2 of said R^3 groups may together with N may form a heterocyclic ring having from 2 to 6 carbon atoms; R^4 is selected from the group consisting of H, alkyl, OR^3 , and $N(R^3)_2$;

a is 0 or an integer of from 1 to 6;

b is 0 or 1;

20 c is 0 or an integer of from 1 to 6;

d is 0 or 1;

e is 0 or 1;

u is 0 or 1;

v is 0 or an integer of from 1 to 2;

25 x is 0 or 1;

y is 0 or an integer of from 1 to 3;

z is 0 or an integer of from 1 to 3;

provided, however, that when d is 0, e is 1, and when e is 0, d is 1.

36. The method of 35, wherein R^1 is selected from the group consisting of phenyl and substituted derivatives thereof;

R^2 is selected from the group consisting of phenyl, furanyl, thienyl, pyridyl, pyranyl and substituted derivatives thereof;

5 R^3 is selected from the group consisting of H and lower alkyl;

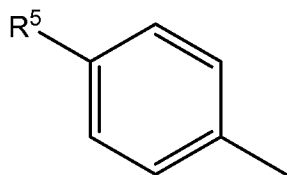
R^4 is selected from the group consisting of H and lower alkyl;

a is 0 or an integer of from 1 to 3;

c is 0 or an integer of from 1 to 5;

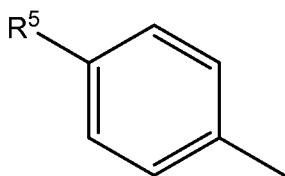
10 37. The method of 36, wherein e is 0.

38. The method of 37, wherein R^1 is represented by the general formula



15 wherein R^5 is selected from the group consisting of H, alkyl, trifluoromethyl, trifluoromethoxy, halo and lower alkylthio.

39. The method of 38, wherein R^2 is selected from the group consisting of furanyl, thienyl, pyridyl and pyranyl or R^2 is represented by the general formula



20 wherein R^5 is selected from the group consisting of H, alkyl, trifluoromethyl, trifluoromethoxy, halo, and lower alkylthio.

40. The method of 39, wherein R^3 is H.

25

41. The method of 40, wherein c is 1, 2 or 3.

42. The method of 40, wherein a is 1.

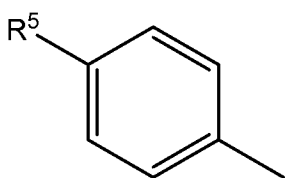
43. The method of 42, wherein Z is N and X and Y are CR³.

5 44. The method of 43, wherein W is NR³, R² is phenyl and R⁵ is selected from the group consisting of H and methyl.

45. The method of 44, wherein R² is pyridyl and R⁵ is ethyl, and W is NR³.

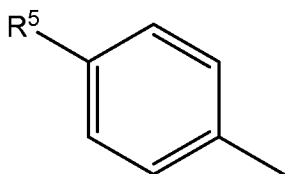
10 46. The method of 36, wherein d is 0.

47. The method of 46, wherein R¹ is represented by the general formula



15 wherein R⁵ is selected from the group consisting of H, alkyl, trifluoromethyl, trifluoromethoxy, halo, and loweralkylthio

48. The method of 47, wherein R² is represented by the general formula



20 wherein R⁵ is selected from the group consisting of H, lower alkyl, trifluoromethyl, trifluoromethoxy, halo, and lower alkylthio or R² is selected from the group consisting of furanyl, thienyl, pyridyl and pyranlyl.

49. The method of 47, wherein R³ is H.

25 50. The method of 49, wherein a is 1.

51. The method of 50, wherein x is 1 and z is 0.

52. The method of 51, wherein R^4 is selected from the group consisting of H, methyl, and ethyl.

5 53. The method of 52, wherein Z is N, X and Y are CR^3 , R^2 is pyridyl, and R^5 is selected from the group consisting of H, methyl, ethyl, propyl and trifluoromethyl.

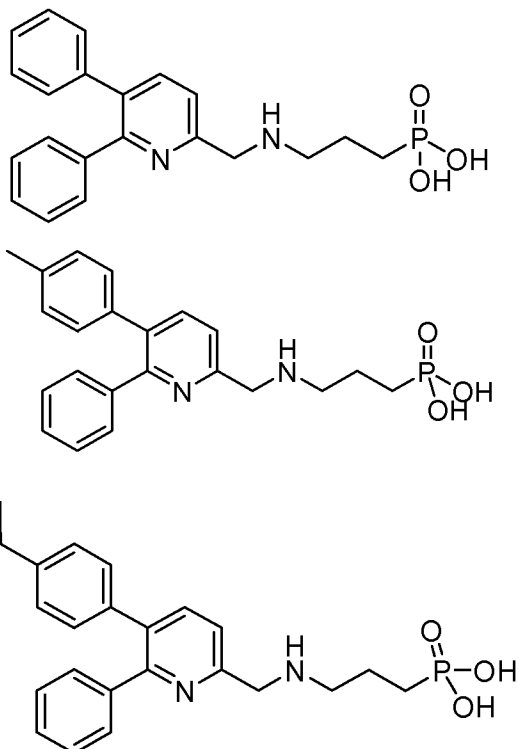
54. The method of 52, wherein X, Y and Z are N, R^5 is selected from the group consisting of H, methyl, ethyl, propyl and trifluoromethyl.

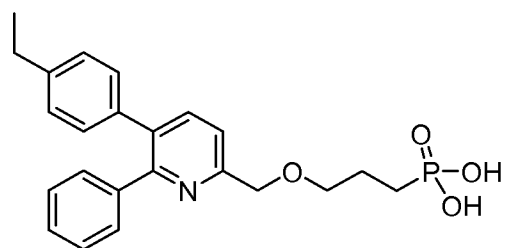
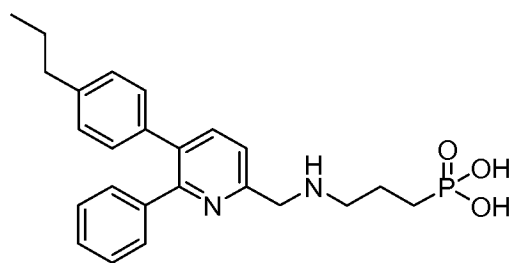
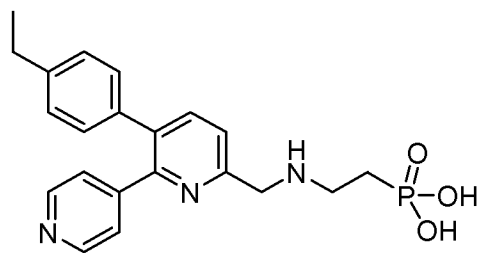
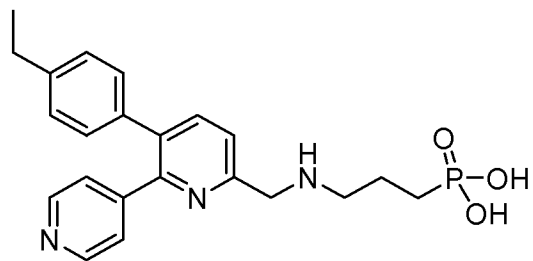
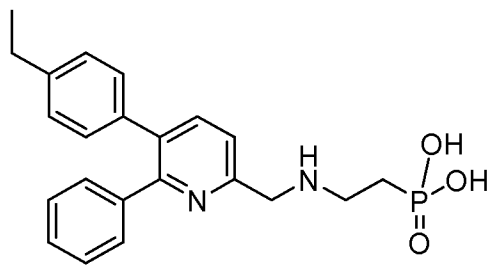
55. The method of 52, wherein X and Z are N and Y is CR^3 .

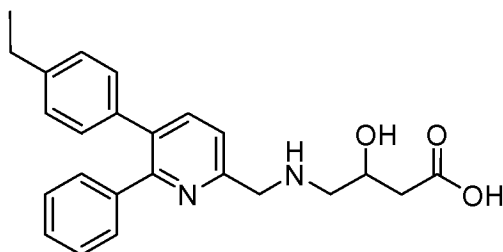
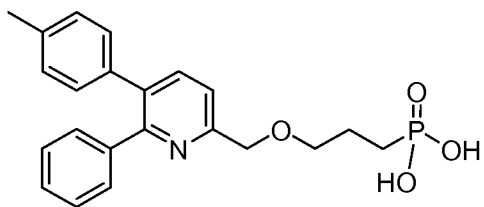
56. The method of 49, wherein y is 0.

15

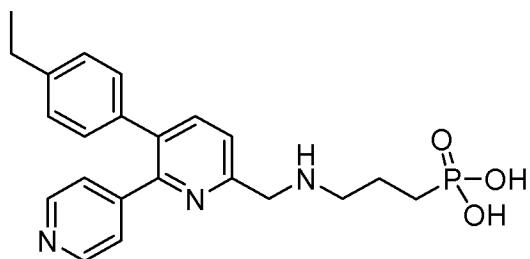
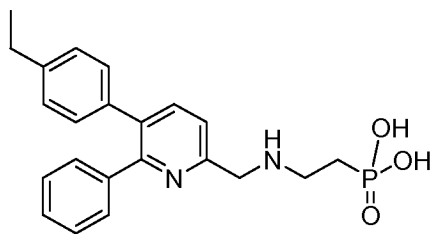
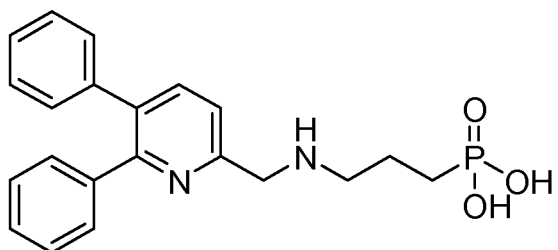
57. The method of 35, wherein the compound is selected from the group consisting of

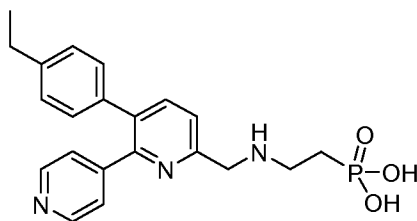






58. The method of 57, wherein the compound is selected from the group consisting of

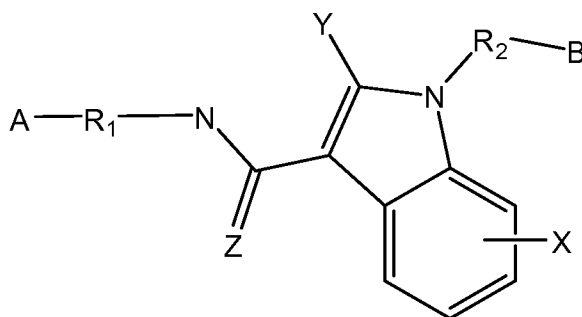




59. A method of treating pain, the method comprising the step of administering to a patient in need of such treatment an S1P3 receptor inhibitor comprising a 6-membered heteroaromatic ring including one, two or three enchaind nitrogen atoms and the remaining ring atoms being carbon, an aryl radical directly bonded to said 6-membered heteroaromatic ring at both of the 5 and 6 positions and a side chain at the 2 position of said 6-membered heteroaromatic ring, wherein said side chain terminates with an end group selected from the group consisting of a phosphonic acid, a lower alkyl ester thereof, a carboxylic acid, a lower alkyl ester thereof, a lower alkyl ether and a lower alkylcarboxy, and any pharmaceutically acceptable salt thereof.

60. The method of 59, wherein the one, two or three enchaind nitrogen atoms are at the 1, or 1 and 3, or 1 and 4, or 1, 3 and 4 positions, respectively.

61. A method for treating pain, the method comprising administering to a patient in need of such treatment a compound represented by the general formula:



wherein R_1 and R_2 are each independently $(CH_2)_n$, wherein n is an integer from 1 to 4;

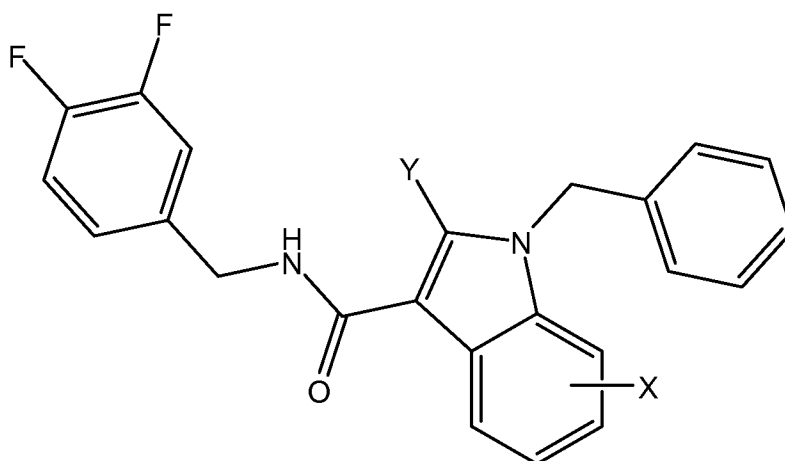
A and B are each independently an aryl ring having 0, 1, 2, or 3 substituents consisting of from 0 to 8 carbon atoms, 0 to 3 oxygen atoms, 0 to 3 halogen atoms, 0 to 2 nitrogen atoms, 0 to 2 sulfur atoms, and from 0 to 24 hydrogen atoms;

X and Y are each independently H, alkyl of 1 to 8 carbons, or hydroxyalkyl of 1 to 8 carbons; and

Z is O or S.

10

62. The method of 61, wherein the compound is represented by the general formula



15 wherein X and Y are each independently H, unsubstituted alkyl of 1 to 4 carbons, hydroxyl, or unsubstituted alkoxy of 1 to 4 carbons.

63. The method of 61, wherein the compound is selected from the group consisting of

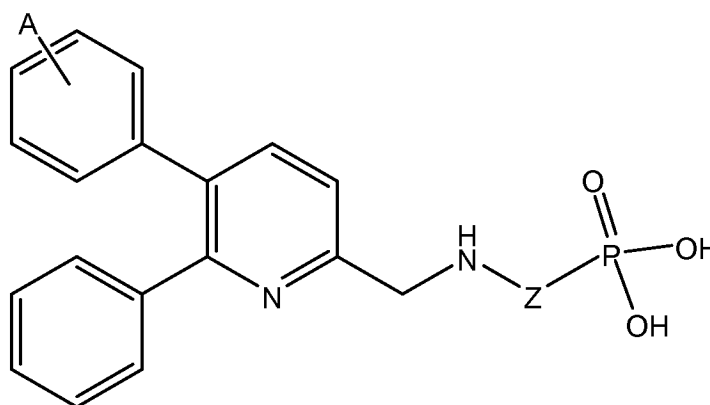
20 1-benzyl-N-(3,4-difluorobenzyl)-2-isopropyl-6-propoxy-1H-indole-3-carboxamide, 1-benzyl-N-(3,4-difluorobenzyl)-6-isopropoxy-2-isopropyl-1H-indole-3-carboxamide,

1-benzyl-N-(3,4-difluorobenzyl)-5-hydroxy-2-isopropyl-1H-indole-3-carboxamide, 1-benzyl-2-cyclopentyl-N-(3,4-difluorobenzyl)-5-hydroxy-1H-indole-3-carboxamide,

1-benzyl-N-(3,4-difluorobenzyl)-6-ethoxy-2-isopropyl-1H-indole-3-carboxamide, 1-benzyl-N-(3,4-difluorobenzyl)-2-isopropyl-1H-indole-3-carboxamide, and

2-cyclopentyl-N-(3,4-difluorobenzyl)-5-hydroxy-1-(pyridin-2-ylmethyl)-1H-indole-3-carboxamide.

64. A method for treating pain, the method comprising administering to a patient in need of such treatment a compound represented by the general formula



wherein A is a phenyl ring having 0, 1, 2, or 3 substituents consisting of from 0 to 6 carbon atoms and from 0 to 13 hydrogen atoms; and Z is $(\text{CH}_2)_n$, wherein n is an integer from 1 to 4.

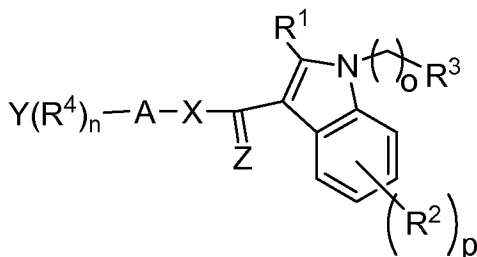
65. The method of 64, wherein the compound is 3-((5-(4-ethylphenyl)-6-phenylpyridin-2-yl)methylamino)propylphosphonic acid.

CLAIMS

What is claimed is

1. A method for treating pain, the method comprising the step of
 5 administering to a patient in need of such treatment an S1P3 receptor inhibitor.
2. The method of claim 1, wherein the S1P3 receptor inhibitor is
 selective for the S1P3 receptor as compared to the S1P1 receptor, the S1P2
 10 receptor, or both the S1P1 and S1P2 receptor.
3. A method for treating pain, the method comprising the step of
 administering to a patient in need of such treatment a compound
 represented by the general formula

15



wherein

- X is NR⁵, O, S;
- Z is O or S;
- 20 n is 0 or an integer of from 1 to 4;
- o is 0 or an integer of from 1 to 3;
- p is 0 or an integer of from 1 to 4;
- A is (C(R⁵)₂)_m, wherein
 - m is 0 or an integer of from 1 to 6;
- 25 R⁵ is selected from the group consisting of hydrogen, straight or branched chain alkyl having 1 to 12 carbons, cycloalkyl having 3 to 6 carbons, alkenyl having 2 to 6 carbons and 1 or 2 double bonds, alkynyl

having 2 to 6 carbons and 1 or 2 triple bonds, aryl, wherein said aryl is a carbocyclic aryl or heterocyclic aryl group wherein said carbocyclic aryl comprises from 6 to 20 atoms and said heterocyclic aryl comprises from 2 to 20 carbon atoms and from 1 to 5 heteroatoms selected from the group

5 consisting of nitrogen, oxygen and sulfur, halo, C₁ to C₁₂ haloalkyl, hydroxyl, C₁ to C₁₂ alkoxy, C₁ to C₁₂ alkylcarbonyl, formyl, oxycarbonyl, carboxy, C₁ to C₁₂ alkyl carboxylate, C₁ to C₁₂ alkyl amide, aminocarbonyl, amino, cyano, diazo, nitro, thio, sulfoxyl and sulfonyl groups;

Y is a carbocyclic aryl or heterocyclic aryl group wherein said

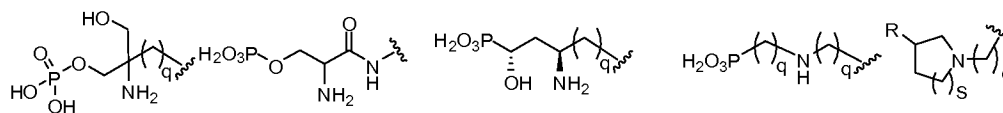
10 carbocyclic aryl comprises from 6 to 20 atoms and said heterocyclic aryl comprises from 2 to 20 carbon atoms and from 1 to 5 heteroatoms selected from the group consisting of nitrogen, oxygen and sulfur, and wherein said aryl may be bonded to A at any position;

R¹, R², R³, R⁴ are selected from the group consisting of hydrogen;

15 straight or branched chain alkyl having 1 to 12 carbons; cycloalkyl having 3 to 6 carbons; alkenyl having 2 to 6 carbons and 1 or 2 double bonds; alkynyl having 2 to 6 carbons and 1 or 2 triple bonds; aryl wherein said aryl is a carbocyclic aryl or heterocyclic aryl group wherein said carbocyclic aryl comprises from 6 to 20 atoms and said heterocyclic aryl comprises from 2 to

20 20 carbon atoms and from 1 to 5 heteroatoms selected from the group consisting of nitrogen, oxygen and sulfur; halo; C₁ to C₁₂ haloalkyl; hydroxyl; C₁ to C₁₂ alkoxy; C₃ to C₂₀ arylalkoxy; C₁ to C₁₂ alkylcarbonyl; formyl; oxycarbonyl; carboxy; C₁ to C₁₂ alkyl carboxylate; C₁ to C₁₂ alkyl amide; aminocarbonyl; amino; cyano; diazo; nitro; thio; sulfoxyl; sulfonyl groups; or

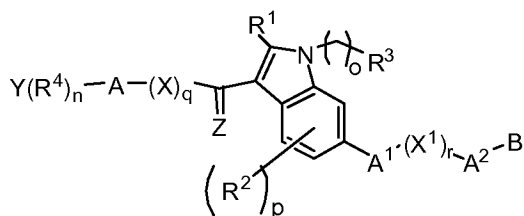
25 a group selected from the group consisting of



wherein R is CO₂H or PO₃H₂, p is an integer of 1 or 2 and q is 0 or an integer of 1 to 5 and s is 0 or an integer of 1 or 2; provided that, if Y is phenyl, it

30 must be substituted with at least one R⁴ group that is not hydrogen.

4. A method for treating pain, the method comprising the step of administering to a patient in need of such treatment a compound represented by the general formula I:



Formula I

5

wherein:

10 R^1 , R^2 , R^3 and R^4 are independently selected from the group consisting of hydrogen, straight or branched chain alkyl having 1 to 12 carbons, alkenyl having 2 to 6 carbons and 1 or 2 double bonds, alkynyl having 2 to 6 carbons and 1 or 2 triple bonds, carbocyclic hydrocarbon groups having from 3 to 20 carbon atoms, heterocyclic groups having up to 20 carbon atoms and at least one of oxygen, nitrogen and/or sulfur in the ring, halo, C_1 to C_{12} haloalkyl, hydroxyl, C_1 to C_{12} alkoxy, C_3 to C_{20} arylalkoxy, C_1 to C_{12} alkylcarbonyl, formyl, oxycarbonyl, carboxy, C_1 to C_{12} alkyl carboxylate, C_1 to C_{12} alkyl amide, aminocarbonyl, amino, cyano, diazo, nitro, thio, sulfoxyl, and sulfonyl groups;

20 X and X^1 are independently selected from the group consisting of NR^5 , O and S;

R^5 is hydrogen, an alkyl group of 1 to 10 carbons, a cycloalkyl group of 5 to 10 carbons, phenyl or lower alkylphenyl;

25 Y is a carbocyclic aryl or heterocyclic aryl group wherein said carbocyclic aryl comprises from 6 to 20 atoms and said heterocyclic aryl comprises from 2 to 20 carbon atoms and from 1 to 5 heteroatoms selected from the group consisting of nitrogen, oxygen and sulfur, and wherein said aryl may be bonded to A at any position;

Z is O or S;

n is 0 or an integer of from 1 to 5;

o is 0 or an integer of from 1 to 3;

p is 0 or an integer of from 1 to 3;

q is 0 or 1;

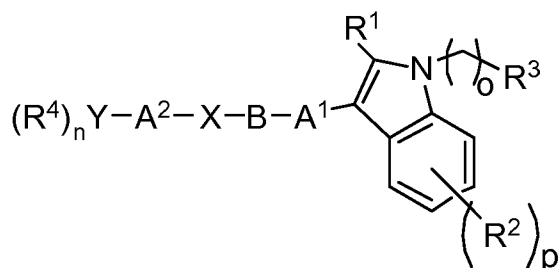
r is 0 or 1;

5 A, A¹ and A² are independently selected from the group consisting of (CH₂)_v wherein v is 0 or an integer of from 1 to 12, branched chain alkyl having 3 to 12 carbons, cycloalkyl having 3 to 12 carbons, alkenyl having 2 to 10 carbons and 1–3 double bonds and alkynyl having 2 to 10 carbons and 1 to 3 triple bonds;

10 B is selected from the group consisting of hydrogen, OR⁶, COOR⁷, NR⁸R⁹, CONR⁸R⁹, COR¹⁰, CH=NOR¹¹, CH=NNR¹²R¹³, wherein R⁶, R⁷, R¹⁰ and R¹¹ are independently selected from the group consisting of hydrogen, straight or branched chain alkyl having 1 to 12 carbons, alkenyl having 2 to 6 carbons and 1 or 2 double bonds, alkynyl having 2 to 6 carbons and 1 or 2
15 triple bonds, a carbocyclic hydrocarbon group having from 3 to 20 carbon atoms, a heterocyclic group having up to 20 carbon atoms and at least one of oxygen, nitrogen and/or sulfur in the ring, R⁸, R⁹, R¹² and R¹³ are independently selected from the group consisting of hydrogen, straight or branched chain alkyl having 1 to 12 carbons, alkenyl having 2 to 6 carbons
20 and 1 or 2 double bonds, alkynyl having 2 to 6 carbons and 1 or 2 triple bonds, a carbocyclic hydrocarbon group having from 3 to 20 carbon atoms, a heterocyclic group having up to 20 carbon atoms and at least one of oxygen, nitrogen and/or sulfur in the ring, or R⁸ and R⁹ and/or R¹² and R¹³, together, can form a divalent carbon radical of 2 to 5 carbons to form a heterocyclic
25 ring with nitrogen, wherein any of R⁶, R⁷, R⁸, R⁹, R¹⁰, R¹¹, R¹² or R¹³ may be

substituted with one or more halogen, hydroxy, alkyloxy, cyano, nitro,
 mercapto or thiol radical; provided however, when v is 0, and r is 0, B is not
 hydrogen; or B is a carbocyclic hydrocarbon group having from 3 to 20
 carbon atoms, or a heterocyclic group having up to 20 carbon atoms and at
 5 least one of oxygen, nitrogen and/or sulfur in the ring, and wherein when
 said B is a carbocyclic or heterocyclic group B may be bonded to A² at any
 position, or a pharmaceutically acceptable salt of said compound.

5. A method for treating pain, the method comprising the step of
 10 administering to a patient in need of such treatment a compound
 represented by the general formula



15 wherein:

A¹ and A² are independently selected from the group consisting of
 (CH₂)_m where m is 0 or an integer of from 1 to 6, lower branched chain alkyl
 having 2 to 6 carbons, cycloalkyl having 3 to 6 carbons, alkenyl having 2 to 6
 carbons and 1 or 2 double bonds, alkynyl having 2 to 6 carbons and having
 20 1 or 2 triple bonds, NR⁵, O and S;

B is selected from the group consisting of (CH₂)_n, where n is 0 or an
 integer of from 1 to 6, lower branched chain alkyl having 2 to 6 carbons,
 cycloalkyl having 3 to 6 carbons, alkenyl having 2 to 6 carbons and 1 or 2
 double bonds, alkynyl having 2 to 6 carbons and having 1 or 2 triple bonds,
 25 C=C(R⁵)₂, C=O, C=S, R⁵C=NR⁵, R⁵C=CR⁵, C=NOR⁵, CR⁵OR⁵, C(OR⁵)₂,
 CR⁵N(R⁵)₂, C(N(R⁵)₂)₂, CR⁵SR⁵, C(SR⁵)₂, SO, SO₂, and heterocyclic aryl

comprising from 2 to 14 carbon atoms and from 1 to 3 heteroatoms selected from the group consisting of nitrogen, oxygen and sulfur;

X is selected from the group consisting of $(\text{CH}_2)_r$, where r is 0 or an integer of from 1 to 6, lower branched chain alkyl having 2 to 6 carbons, cycloalkyl having 3 to 6 carbons, alkenyl having 2 to 6 carbons and 1 or 2 double bonds, alkynyl having 2 to 6 carbons and having 1 or 2 triple bonds, NR^5 , O and S;

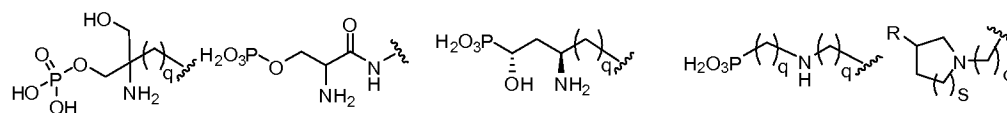
provided that when m is 0 and B is C=O then X is not NR^5 , O or S;

Y is R^6 , or a carbocyclic aryl group comprising from 6 to 14 carbon atoms or a heterocyclic aryl group comprising from 2 to 14 carbon atoms and from 1 to 3 heteroatoms selected from the group consisting of nitrogen, oxygen and sulfur;

o is 0 or an integer of from 1 to 3;

p is 0 or an integer of from 1 to 4;

R^1 , R^2 , R^3 , R^4 are independently selected from the group consisting of hydrogen, straight or branched chain alkyl having 1 to 12 carbons, cycloalkyl having 3 to 6 carbons, alkenyl having 2 to 6 carbons and 1 or 2 double bonds, alkynyl having 2 to 6 carbons and 1 or 2 triple bonds, aryl, halo, C_1 to C_{12} haloalkyl, hydroxy, C_1 to C_{12} alkoxy, C_1 to C_{12} alkylcarbonyl, formyl, oxycarbonyl, carboxy, C_1 to C_{12} alkyl carboxylate, C_1 to C_{12} alkyl amide, aminocarbonyl, amino, cyano, diazo, nitro, thio, sulfoxyl, sulfonyl,



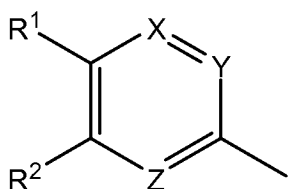
wherein R is CO_2H or PO_3H_2 and q is 0 or an integer of 1 to 5 and s is 0 or an integer from 1 to 3;

R^5 is selected from the group consisting of hydrogen, straight or branched chain alkyl having 1 to 12 carbons, cycloalkyl having 3 to 6 carbons, alkenyl having 2 to 6 carbons and 1 or 2 double bonds, alkynyl having 2 to 6 carbons and 1 or 2 triple bonds, aryl, halo, C_1 to C_{12} haloalkyl, hydroxyl, C_1 to C_{12} alkoxy, C_1 to C_{12} alkylcarbonyl, formyl, oxycarbonyl, carboxy, C_1 to C_{12} alkyl carboxylate, C_1 to C_{12} alkyl amide, aminocarbonyl, amino, cyano, diazo, nitro, thio, sulfoxyl and sulfonyl; and

R⁶ is selected from the group consisting of straight or branched chain alkyl having 1 to 12 carbons, cycloalkyl having 3 to 6 carbons, alkenyl having 2 to 6 carbons and 1 or 2 double bonds and alkynyl having 2 to 6 carbons and 1 or 2 triple bonds.

5

6. A method of treating pain, the method comprising the step of administering to a patient in need of such treatment a compound represented by the general formula



10 $[C(O)_u(R^3)_v]_a(W)_b[C(R^4)_2]_c[P(O)(OR^3)_2]_d[C(O)_x(OR^3)_y(R^3)_z]_e$

wherein

X is selected from the group consisting of CR³ and N;

Y is selected from the group consisting of CR³ and N;

Z is selected from the group consisting of CR³ and N;

15 at least one of X, Y and Z is N;

W is NR³ or O;

R¹ is an aryl group;

R² is an aryl group;

R³ is selected from the group consisting of H and alkyl; and 2 of said

20 R³ groups may together with N may form a heterocyclic ring having from 2 to 6 carbon atoms; R⁴ is selected from the group consisting of H, alkyl, OR³, and N(R³)₂;

a is 0 or an integer of from 1 to 6;

b is 0 or 1;

25 c is 0 or an integer of from 1 to 6;

d is 0 or 1;

e is 0 or 1;

u is 0 or 1;

v is 0 or an integer of from 1 to 2;

x is 0 or 1;

y is 0 or an integer of from 1 to 3;

z is 0 or an integer of from 1 to 3;

provided, however, that when d is 0, e is 1, and when e is 0, d is 1.

5

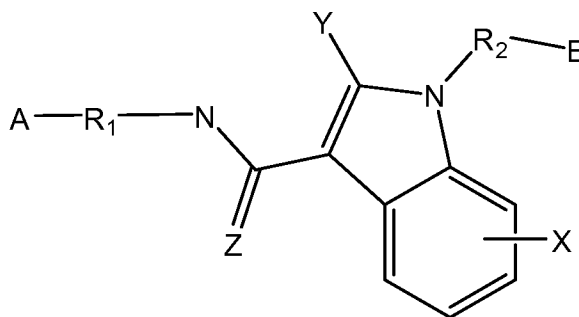
7. A method of treating pain, the method comprising the step of administering to a patient in need of such treatment an S1P3 receptor inhibitor comprising a 6-membered heteroaromatic ring including one, two or three enchainned nitrogen atoms and the remaining ring atoms being carbon, an aryl radical directly bonded to said 6-membered heteroaromatic ring at both of the 5 and 6 positions and a side chain at the 2 position of said 6-membered heteroaromatic ring, wherein said side chain terminates with an end group selected from the group consisting of a phosphonic acid, a lower alkyl ester thereof, a carboxylic acid, a lower alkyl ester thereof, a lower alkyl ether and a lower alkylcarboxy, and any pharmaceutically acceptable salt thereof.

10

15

8. A method for treating pain, the method comprising administering to a patient in need of such treatment a compound represented by the general formula:

20



wherein R₁ and R₂ are each independently (CH₂)_n, wherein n is an integer from 1 to 4;

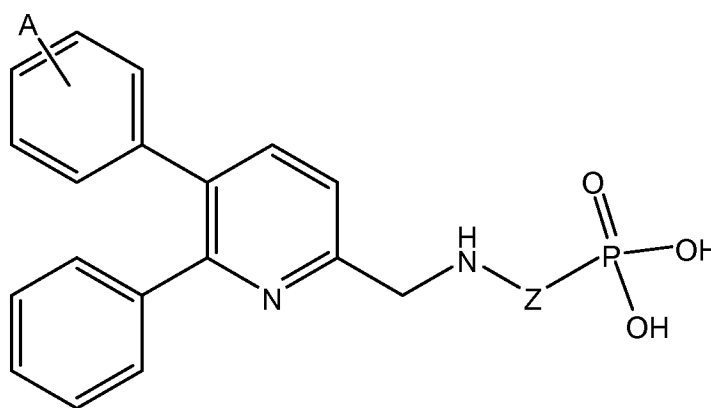
25 A and B are each independently an aryl ring having 0, 1, 2, or 3 substituents consisting of from 0 to 8 carbon atoms, 0 to 3 oxygen atoms, 0 to 3 halogen

atoms, 0 to 2 nitrogen atoms, 0 to 2 sulfur atoms, and from 0 to 24 hydrogen atoms;

X and Y are each independently H, alkyl of 1 to 8 carbons, or hydroxyalkyl of 1 to 8 carbons; and

5 Z is O or S.

9. A method for treating pain, the method comprising administering to a patient in need of such treatment a compound represented by the general formula



wherein A is a phenyl ring having 0, 1, 2, or 3 substituents consisting of from 0 to 6 carbon atoms and from 0 to 13 hydrogen atoms; and

Z is $(\text{CH}_2)_n$, wherein n is an integer from 1 to 4.

INTERNATIONAL SEARCH REPORT

International application No
PCT/US2008/062800

A. CLASSIFICATION OF SUBJECT MATTER

INV. A61K31/00 A61K31/404 A61K31/44 A61K31/662
ADD. A61P29/00

According to International Patent Classification (IPC) or to both national classification and IPC

B. FIELDS SEARCHED

Minimum documentation searched (classification system followed by classification symbols)
A61K

Documentation searched other than minimum documentation to the extent that such documents are included in the fields searched

Electronic data base consulted during the international search (name of data base and, where practical, search terms used)

EPO-Internal, BIOSIS, EMBASE, WPI Data, CHEM ABS Data

C. DOCUMENTS CONSIDERED TO BE RELEVANT

Category*	Citation of document, with indication, where appropriate, of the relevant passages	Relevant to claim No.
X	EP 1 142 890 A (TEIKOKU HORMONE MFG CO LTD [JP]) 10 October 2001 (2001-10-10) [0005] l. 44 and 52; col. 41 ex. 82	1, 2, 5
X	WU Y ET AL: "Suramin Inhibits Spinal Cord Microglia Activation and Long-Term Hyperalgesia Induced by Formalin Injection" JOURNAL OF PAIN 200402 US, vol. 5, no. 1, February 2004 (2004-02), pages 48-55, XP002488946 ISSN: 1526-5900 title; abstract; p. 53 col. 1 l. 10-16	1, 2

Further documents are listed in the continuation of Box C.

See patent family annex.

* Special categories of cited documents:

- *A* document defining the general state of the art which is not considered to be of particular relevance
- *E* earlier document but published on or after the international filing date
- *L* document which may throw doubts on priority claim(s) or which is cited to establish the publication date of another citation or other special reason (as specified)
- *O* document referring to an oral disclosure, use, exhibition or other means
- *P* document published prior to the international filing date but later than the priority date claimed

- *T* later document published after the international filing date or priority date and not in conflict with the application but cited to understand the principle or theory underlying the invention
- *X* document of particular relevance; the claimed invention cannot be considered novel or cannot be considered to involve an inventive step when the document is taken alone
- *Y* document of particular relevance; the claimed invention cannot be considered to involve an inventive step when the document is combined with one or more other such documents, such combination being obvious to a person skilled in the art.
- *&* document member of the same patent family

Date of the actual completion of the international search

21 July 2008

Date of mailing of the international search report

12/08/2008

Name and mailing address of the ISA/

European Patent Office, P.B. 5818 Patentlaan 2
NL - 2280 HV Rijswijk
Tel. (+31-70) 340-2040, Tx. 31 651 epo nl,
Fax: (+31-70) 340-3016

Authorized officer

Dahse, Thomas

5

INTERNATIONAL SEARCH REPORT

International application No

PCT/US2008/062800

C(Continuation). DOCUMENTS CONSIDERED TO BE RELEVANT

Category*	Citation of document, with indication, where appropriate, of the relevant passages	Relevant to claim No.
X	US 2005/165049 A1 (HULME CHRISTOPHER [US] ET AL) 28 July 2005 (2005-07-28) p. 15 table 1 compounds 14 and 15; [0028]	1-3,5
X	WO 2005/004810 A (MERCK & CO INC [US]; ANTHONY NEVILLE J [US]; LIM JOHN JIN [US]; SU DAI) 20 January 2005 (2005-01-20) p. 14 first paragr.; p. 45 example 222	1-3,5
X	WO 03/016254 A (ONO PHARMACEUTICAL CO [JP]; TANI KOUSUKE [JP]; ASADA MASAKI [JP]; KOBA) 27 February 2003 (2003-02-27) [0169]; example 5(25) for claims 3 and 5; examples 6(228,229,234) and 10(204) for claim 5	1-3,5
X	WO 2005/023761 A (KEMIA INC [US]; BOMAN ERIK [US]; CEIDE SUSANA C [US]; DAHL RUSSELL [US]) 17 March 2005 (2005-03-17) p. 240 compound 543; p. 127 l. 15-21	1-3,5
X	WO 96/24585 A (SEARLE & CO [US]; LEE LEN F [US]) 15 August 1996 (1996-08-15) p. 25 example 2; p. 22 ex. 1; claims 6 and 20; p. 4 l. 5-7 and 21	1,2,6
X	BONDAVALLI F ET AL: "3,5-DIPHENYL-1H-PYRAZOLE DERIVATIVES IX. 2-SUBSTITUTED 4-PHENYL-5-(3,5-DIPHENYL-1H-PYRAZOL-1-YL) AND OTHER ACTIVITIES" FARMACO, SOCIETA CHIMICA ITALIANA, PAVIA, IT, vol. 47, no. 2, 1 January 1992 (1992-01-01), pages 171-190, XP000882411 ISSN: 0014-827X table 1 and 7	1,2,6,7
X	FR 2 248 027 A (SERDEX [FR]) 16 May 1975 (1975-05-16) p. 2 formula Ib; p. 4 table ex. 3-6; p. 5 first sentence	1,2,6,7
X	WO 02/055502 A (FUJISAWA PHARMACEUTICAL CO [JP]; ISHIDA JUNYA [JP]; YAMAMOTO HIROFUMI) 18 July 2002 (2002-07-18) p. 33 compounds 6 and 7-1, 7-2, 8-2, 11-4	1,2,6,7

5

-/--

INTERNATIONAL SEARCH REPORT

International application No
PCT/US2008/062800

C(Continuation). DOCUMENTS CONSIDERED TO BE RELEVANT		
Category*	Citation of document, with indication, where appropriate, of the relevant passages	Relevant to claim No.
X	WO 2004/060366 A (PHARMACIA CORP [US]; ARNERIC STEPHEN P [US]) 22 July 2004 (2004-07-22) p. 122 B-162, B-163; page 4 l. 27-29	1,2,7
X	WO 2004/096220 A (MERCK FROSST CANADA INC [CA]; DUBE DANIEL [CA]; DUBE LAURENCE [CA]; GA) 11 November 2004 (2004-11-11) p. 23 first paragr.; p. 103 examples 166, 161, 160	1,2,7
X	FR 2 368 278 A (FABRE SA PIERRE [FR] FABRE SA PIERRE) 19 May 1978 (1978-05-19) p. 10 compound up right; p. 1 first paragr. and p. 11 l. 4; p. 13	1,2,7
A	SALOMONE S ET AL: "S1P3 receptors mediate the potent constriction of cerebral arteries by sphingosine-1-phosphate" EUROPEAN JOURNAL OF PHARMACOLOGY 20030523 NL, vol. 469, no. 1-3, 23 May 2003 (2003-05-23), pages 125-134, XP002488947 ISSN: 0014-2999 abstract	1,2
A	ZHANG Y H ET AL: "Sphingosine-1-phosphate via activation of a G-protein-coupled receptor(s) enhances the excitability of rat sensory neurons" JOURNAL OF NEUROPHYSIOLOGY (BETHESDA), vol. 96, no. 3, September 2006 (2006-09), pages 1042-1052, XP002488948 ISSN: 0022-3077 abstract esp. first sentence; p. 1049 second paragr. and p.1050 last paragr.	1-9
P,X	WO 2008/030843 A (ALLERGAN INC [US]; BEARD RICHARD L [US]; DONELLO JOHN E [US]; YUAN HAI) 13 March 2008 (2008-03-13) p. 19 table 1, e.g. comp. 63-78; p. 20 l. 4	1,2,6,7, 9
P,X	WO 2008/016883 A (ACTIVESITE PHARMACEUTICALS INC [US]; SINHA SUKANTO [US]; CHILCOTE TAMI) 7 February 2008 (2008-02-07) [0093]; p. 36 table 4 comp. 1	1-3,5,8

INTERNATIONAL SEARCH REPORT

International application No.
PCT/US2008/062800

Box No. II Observations where certain claims were found unsearchable (Continuation of item 2 of first sheet)

This international search report has not been established in respect of certain claims under Article 17(2)(a) for the following reasons:

1. Claims Nos.:
because they relate to subject matter not required to be searched by this Authority, namely:

Although claims 1-9 are directed to a method of treatment of the human/animal body, the search has been carried out and based on the alleged effects of the compound/composition.
2. Claims Nos.:
because they relate to parts of the international application that do not comply with the prescribed requirements to such an extent that no meaningful international search can be carried out, specifically:
3. Claims Nos.:
because they are dependent claims and are not drafted in accordance with the second and third sentences of Rule 6.4(a).

Box No. III Observations where unity of invention is lacking (Continuation of item 3 of first sheet)

This International Searching Authority found multiple inventions in this international application, as follows:

1. As all required additional search fees were timely paid by the applicant, this international search report covers allsearchable claims.
2. As all searchable claims could be searched without effort justifying an additional fees, this Authority did not invite payment of additional fees.
3. As only some of the required additional search fees were timely paid by the applicant, this international search report covers only those claims for which fees were paid, specifically claims Nos.:
4. No required additional search fees were timely paid by the applicant. Consequently, this international search report is restricted to the invention first mentioned in the claims; it is covered by claims Nos.:

Remark on Protest

- The additional search fees were accompanied by the applicant's protest and, where applicable, the payment of a protest fee.
- The additional search fees were accompanied by the applicant's protest but the applicable protest fee was not paid within the time limit specified in the invitation.
- No protest accompanied the payment of additional search fees.

INTERNATIONAL SEARCH REPORT

International application No
PCT/US2008/062800

Patent document cited in search report		Publication date	Patent family member(s)	Publication date
EP 1142890	A	10-10-2001	AT 301116 T	15-08-2005
			AU 765492 B2	18-09-2003
			AU 1691100 A	31-07-2000
			CA 2356263 A1	06-07-2000
			CN 1331688 A	16-01-2002
			DE 69926542 D1	08-09-2005
			DE 69926542 T2	27-04-2006
			ES 2244231 T3	01-12-2005
			WO 0039116 A1	06-07-2000
			US 6511997 B1	28-01-2003
US 2005165049	A1	28-07-2005	NONE	
WO 2005004810	A	20-01-2005	EP 1643960 A2	12-04-2006
WO 03016254	A	27-02-2003	BR 0211810 A	24-08-2004
			CA 2457468 A1	27-02-2003
			CN 1551866 A	01-12-2004
			EP 1431267 A1	23-06-2004
			HU 0401963 A2	28-01-2005
			MX PA04001253 A	03-06-2004
			NO 20040564 A	10-05-2004
			NZ 531153 A	28-10-2005
			NZ 541950 A	23-02-2007
			RU 2315746 C2	27-01-2008
			US 2006258728 A1	16-11-2006
			ZA 200400973 A	04-01-2005
WO 2005023761	A	17-03-2005	AU 2004270733 A1	17-03-2005
			BR PI0414313 A	07-11-2006
			CA 2538820 A1	17-03-2005
			EP 1670787 A2	21-06-2006
			JP 2007505127 T	08-03-2007
			MX PA06002853 A	14-06-2006
WO 9624585	A	15-08-1996	AT 192436 T	15-05-2000
			AU 4770796 A	27-08-1996
			DE 69608096 D1	08-06-2000
			DE 69608096 T2	02-11-2000
			DK 808305 T3	28-08-2000
			EP 0808305 A1	26-11-1997
			ES 2145996 T3	16-07-2000
			GR 3033428 T3	29-09-2000
			PT 808305 T	31-10-2000
			US 5596008 A	21-01-1997
FR 2248027	A	16-05-1975	US 4011328 A	08-03-1977
WO 02055502	A	18-07-2002	CA 2433623 A1	18-07-2002
			EP 1355885 A1	29-10-2003
			JP 2004517870 T	17-06-2004
			US 2003119877 A1	26-06-2003
			US 2006128757 A1	15-06-2006
WO 2004060366	A	22-07-2004	AU 2003294590 A1	29-07-2004
			BR 0317361 A	16-11-2005
			CA 2508884 A1	22-07-2004
			MX PA05004601 A	26-07-2005

INTERNATIONAL SEARCH REPORT

International application No
PCT/US2008/062800

Patent document cited in search report		Publication date	Patent family member(s)	Publication date
WO 2004096220	A	11-11-2004	AU 2004234190 A1	11-11-2004
			CA 2523336 A1	11-11-2004
			CN 1812787 A	02-08-2006
			EP 1635829 A1	22-03-2006
			JP 2006524638 T	02-11-2006

FR 2368278	A	19-05-1978	NONE	

WO 2008030843	A	13-03-2008	NONE	

WO 2008016883	A	07-02-2008	US 2008038276 A1	14-02-2008
