



US00D844788S

(12) **United States Design Patent** (10) **Patent No.:** **US D844,788 S**
Pastrick et al. (45) **Date of Patent:** **** Apr. 2, 2019**

(54) **AUTOMATIC EXTERNAL DEFIBRILLATOR TRAINING DEVICE**

(71) Applicants: **John J Pastrick**, University Heights, OH (US); **Timothy E Lint**, North Royalton, OH (US); **Daniel R Moon**, Painesville, OH (US); **Joseph Spalding**, Lakewood, OH (US); **Michael Tracz**, Brecksville, OH (US)

(72) Inventors: **John J Pastrick**, University Heights, OH (US); **Timothy E Lint**, North Royalton, OH (US); **Daniel R Moon**, Painesville, OH (US); **Joseph Spalding**, Lakewood, OH (US); **Michael Tracz**, Brecksville, OH (US)

(73) Assignee: **Prestan Products LLC**, Mayfield Village, OH (US)

(**) Term: **15 Years**

(21) Appl. No.: **29/617,855**

(22) Filed: **Sep. 15, 2017**

(51) **LOC (11) Cl.** **24-01**

(52) **U.S. Cl.** **D24/167**

(58) **Field of Classification Search**
USPC D24/107, 165, 167, 168, 185, 186, 187, D24/200; D10/70, 98; D14/344
CPC A61N 1/39; A61N 1/3925; A61N 1/3968; A61N 1/3987; A61N 1/3993
See application file for complete search history.

(56) **References Cited**

U.S. PATENT DOCUMENTS

D372,977 S 8/1996 Bishay
5,662,690 A 9/1997 Cole et al.
D411,620 S 6/1999 Lindseth et al.

D414,266 S 9/1999 Pastrick et al.
D441,450 S 5/2001 Salvatori et al.
D442,692 S * 5/2001 Salvatori D24/167
D447,241 S 8/2001 Deck
6,422,669 B1 7/2002 Salvatori
D466,215 S 11/2002 Lindseth et al.
D471,279 S 3/2003 Locke et al.
D484,981 S 1/2004 Faller et al.
D485,360 S 1/2004 Faller et al.
D490,156 S 5/2004 Fischer et al.
D499,183 S 11/2004 Vaisnys et al.
D548,346 S 8/2007 Vaisnys et al.
D551,766 S 9/2007 Bertagnole et al.
D621,511 S * 8/2010 Lathrop D24/167
D625,013 S 10/2010 Kawamura et al.
D649,644 S * 11/2011 Chai D24/167
D679,017 S 3/2013 London

(Continued)

FOREIGN PATENT DOCUMENTS

CN 201730195452 * 5/1917

Primary Examiner — Anhdao Doan

(57) **CLAIM**

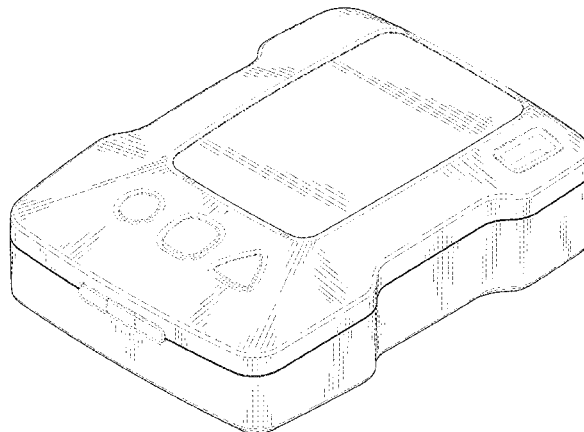
The ornamental design for an automatic external defibrillator training device, as shown and described.

DESCRIPTION

FIG. 1 is a perspective top view of an automatic external defibrillator training device showing our new design; FIG. 2 is a perspective bottom view thereof; FIG. 3 is a top view thereof; FIG. 4 is a bottom view thereof; FIG. 5 is a left side view thereof; FIG. 6 is a right side view thereof; FIG. 7 is a front end view thereof; and, FIG. 8 is a rear end view thereof.

The broken lines in the drawings are included for the purpose of illustrating portions of the defibrillator that form no part of the claimed design.

1 Claim, 5 Drawing Sheets



(56)

References Cited

U.S. PATENT DOCUMENTS

D690,818	S	10/2013	Pastrick et al.	
D717,444	S	11/2014	Pastrick et al.	
2003/0208237	A1	11/2003	Locke	
2009/0254136	A1*	10/2009	Powers	A61N 1/3925 607/5
2012/0150248	A1*	6/2012	Chi	A61N 1/3968 607/5

* cited by examiner

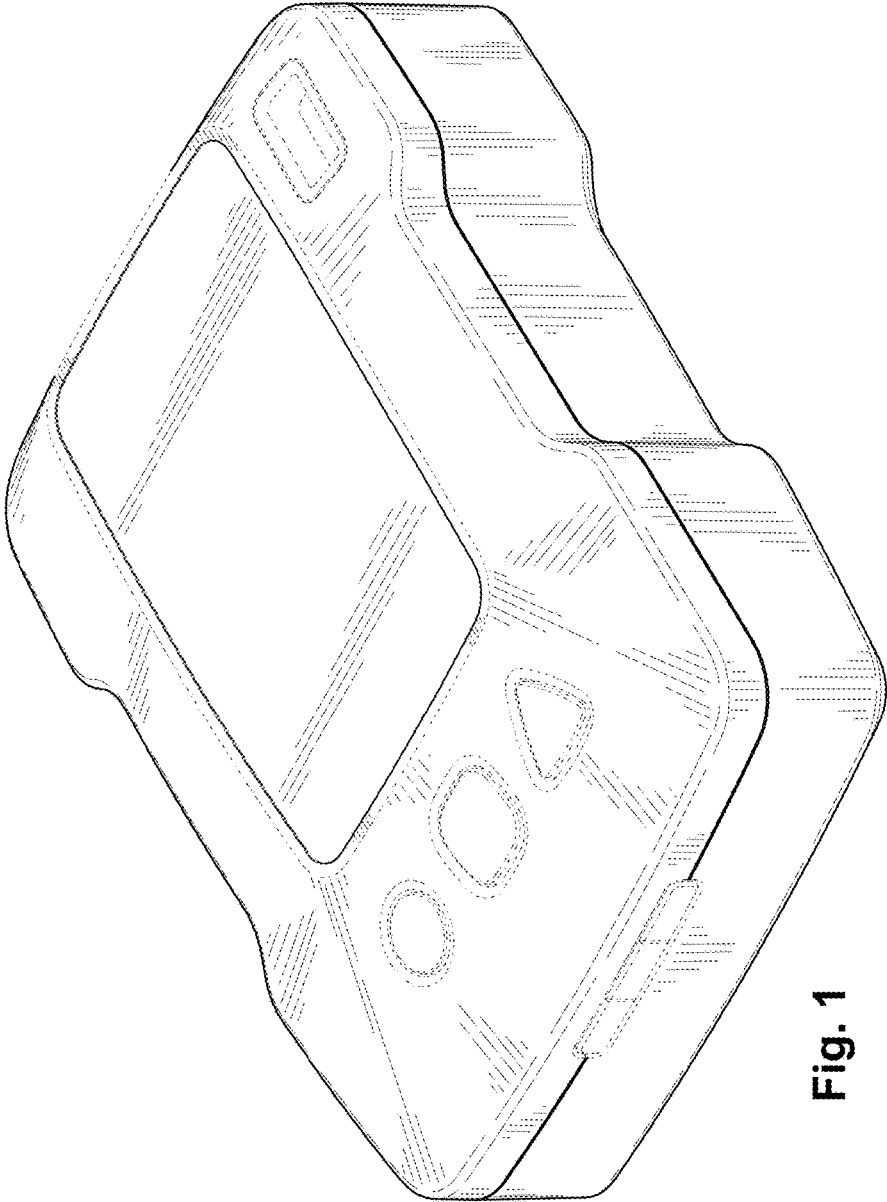


Fig. 1

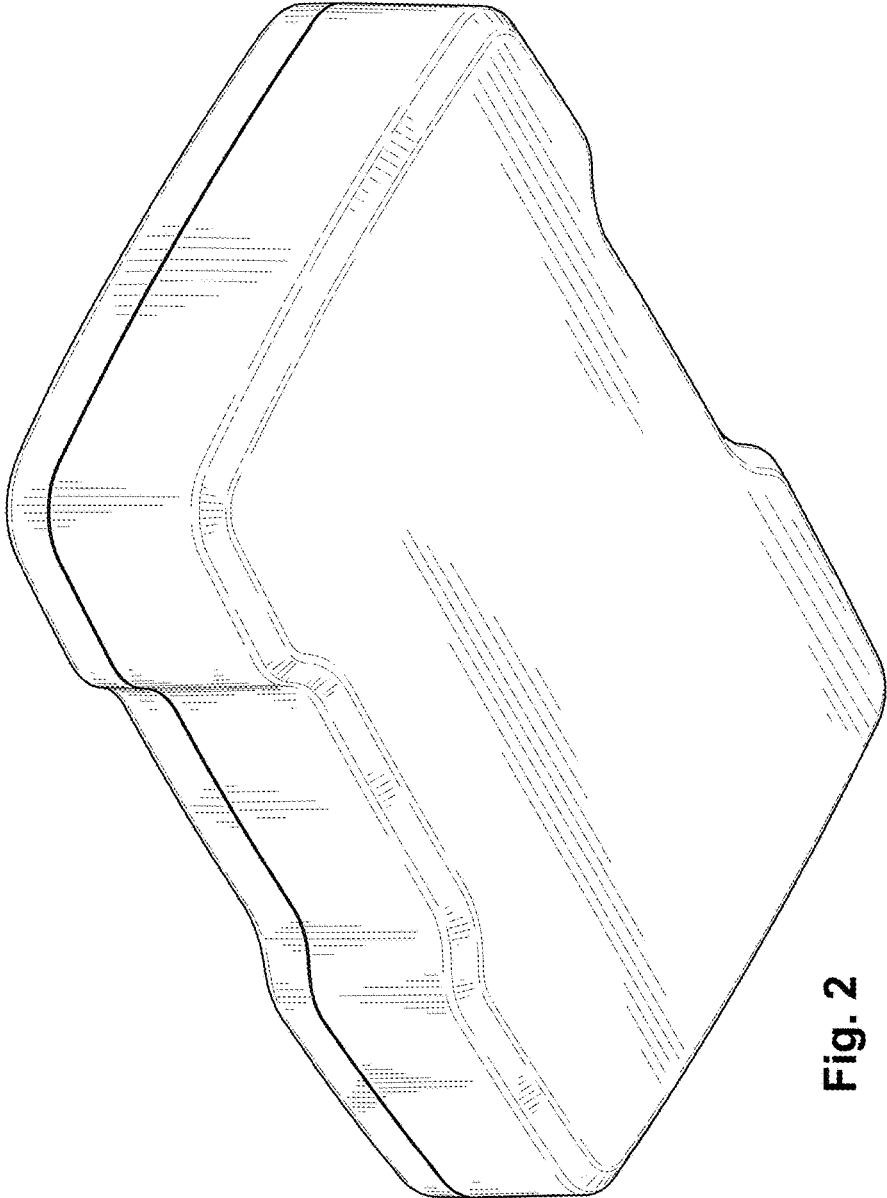


Fig. 2




Fig. 4

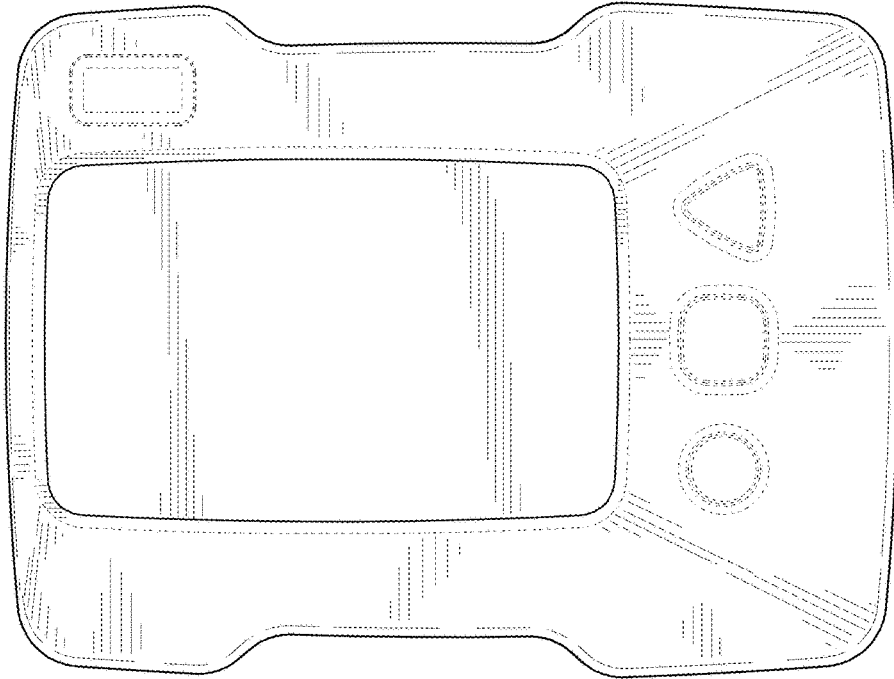


Fig. 3

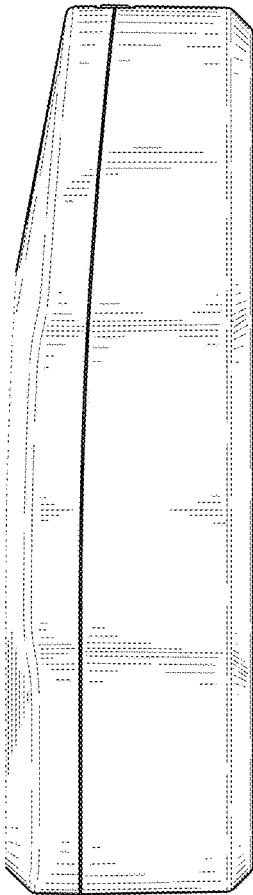


Fig. 5

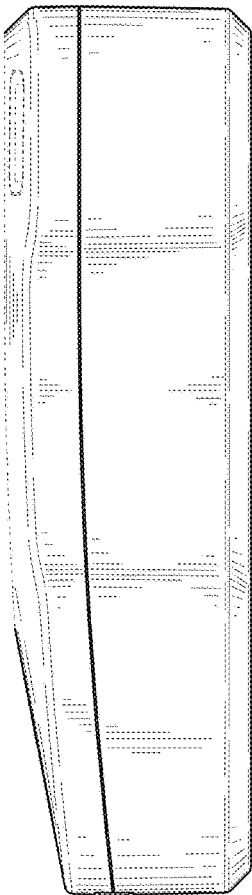


Fig. 6

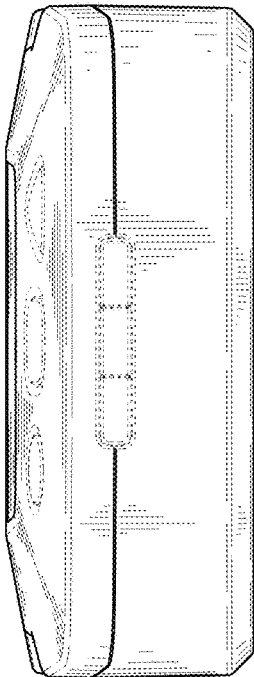


Fig. 7




Fig. 8