



US00D371806S

United States Patent [19]

[11] Patent Number: **Des. 371,806**

Boone et al.

[45] Date of Patent: ****Jul. 16, 1996**

[54] **DRY-ERASE BOARD WITH PAPER POCKET**

4,133,123 1/1979 Anderson .
5,099,594 3/1992 Reas et al. .
5,295,342 3/1994 Roche et al. .

[75] Inventors: **Michael K. Boone**, Laguna Beach;
Brett R. Moody, Costa Mesa, both of
Calif.

OTHER PUBLICATIONS

Miller's Office Products® 1994, see p. 229 circled dry-
-erase/bulletin board bottom center.

[73] Assignee: **Boone International, Inc.**, Irvine,
Calif.

Primary Examiner—Martie Thompson
Attorney, Agent, or Firm—Lyon & Lyon

[**] Term: **14 Years**

CLAIM

[21] Appl. No.: **33,225**

[57]

[22] Filed: **Jan. 4, 1995**

The ornamental design for a dry-erase board with paper
pocket, as shown and described.

[52] U.S. Cl. **D19/52**; D19/35; D20/42

[58] Field of Search D19/35, 36, 52,
D19/65, 88, 95, 100, 99; 248/441.1, 454;
434/85, 88; D20/39-42; 40/1, 124, 584,
611, 617, 618, 152, 152.1, 152.2

DESCRIPTION

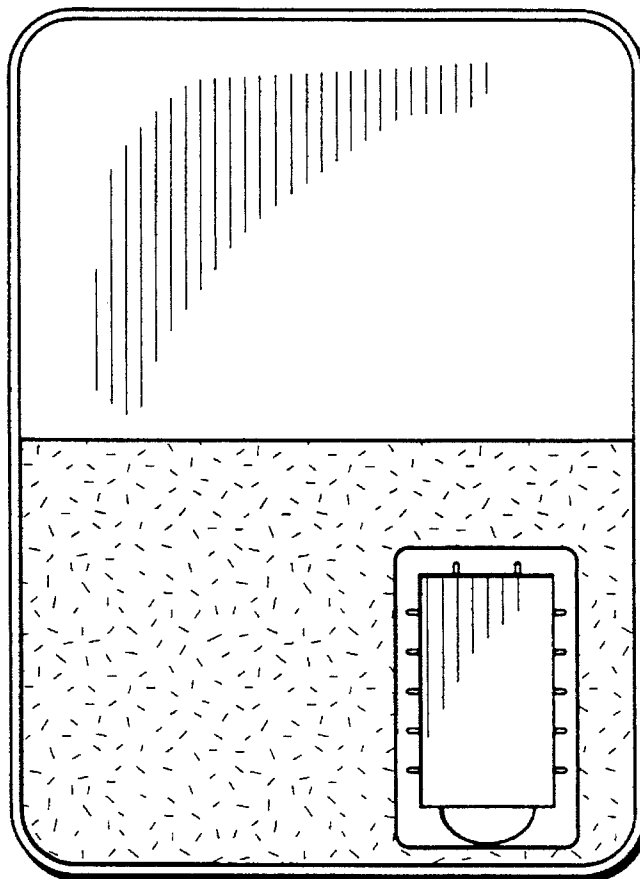
[56] References Cited

U.S. PATENT DOCUMENTS

D. 250,652	12/1978	Anderson	D19/52
D. 274,589	7/1984	Christensen et al.	D19/52 X
D. 280,745	9/1985	Cobb	D19/42
D. 285,578	9/1986	Habermehl	.	
D. 302,986	8/1989	Takai et al.	D19/52 X
D. 330,042	10/1992	Yamaguchi et al.	D19/52 X
D. 336,751	6/1993	Mak	D19/35 X
2,202,682	3/1939	Arberry	.	

FIG. 1 is a front elevational view of a dry-erase board
showing our new design;
FIG. 2 is a front elevational view of a second embodiment
of the design of FIG. 1;
FIG. 3 is a front elevational view of a third embodiment of
the design of FIG. 1;
FIG. 4 is a rear elevational view of FIGS. 1, 2 and 3;
FIG. 5 is a right side elevational view of FIGS. 1, 2 and 3,
the left side being identical thereto; and,
FIG. 6 is a top plan view of FIGS. 1, 2 and 3, the bottom
view being identical thereto.

1 Claim, 2 Drawing Sheets



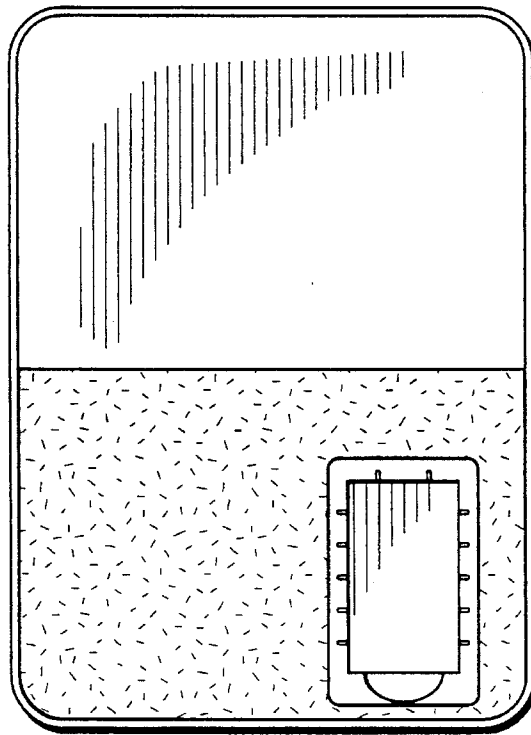


FIG. 1

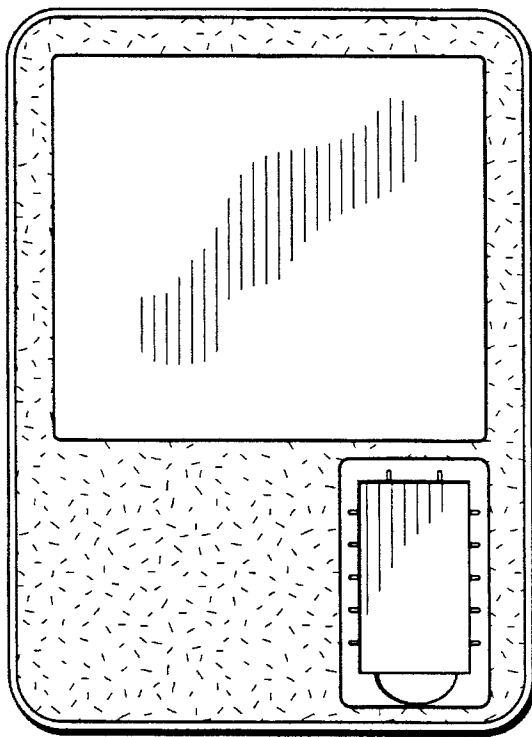


FIG. 2

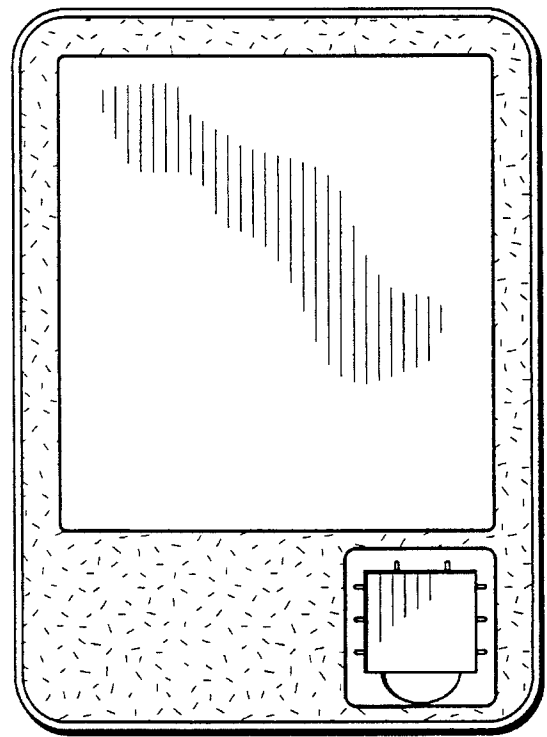


FIG. 3

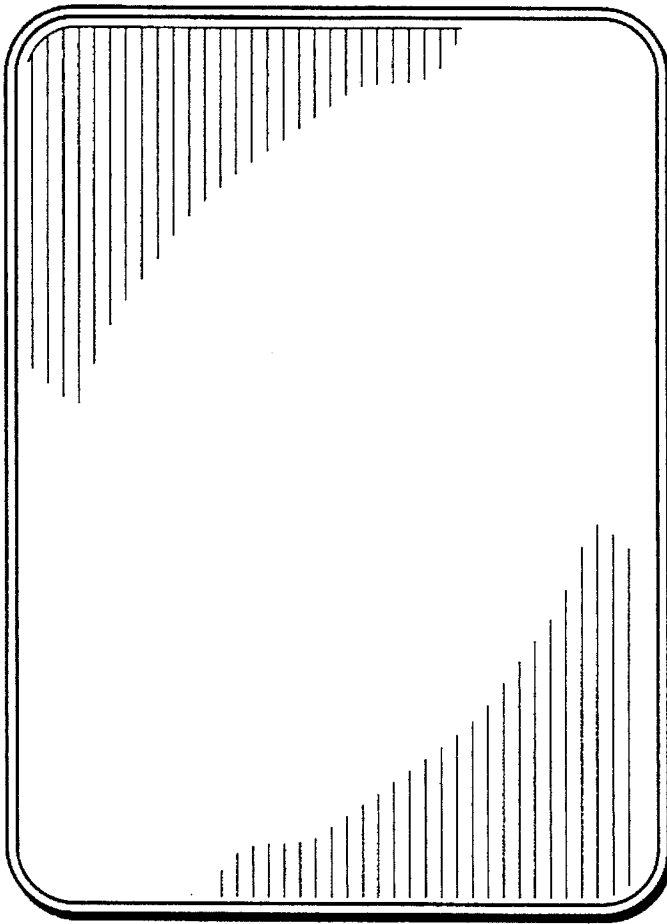


FIG. 4

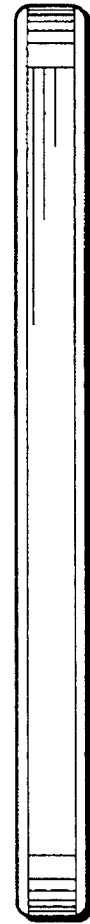


FIG. 5



FIG. 6