



US00D565643S

(12) **United States Design Patent**  
**Li**

(10) **Patent No.:** **US D565,643 S**

(45) **Date of Patent:** **\*\* Apr. 1, 2008**

(54) **GUITAR**

D499,757 S \* 12/2004 Hoffman ..... D17/14

(75) Inventor: **Lai Suo Li**, Guangdong (CN)

(73) Assignee: **Topway Electrical Appliance Company**, Guangdong (CN)

(\*\*) Term: **14 Years**

(21) Appl. No.: **29/277,957**

(22) Filed: **Mar. 15, 2007**

(30) **Foreign Application Priority Data**

Dec. 1, 2006 (CN) ..... 2006 3 0155086

(51) **LOC (8) Cl.** ..... **17-03**

(52) **U.S. Cl.** ..... **D17/18**

(58) **Field of Classification Search** ..... D17/14,  
D17/18, 19, 20; 84/7, 11, 173, 267-269,  
84/290-293, 718, DIG. 24

See application file for complete search history.

(56) **References Cited**

**U.S. PATENT DOCUMENTS**

D181,865 S *	1/1958	McCarty	.....	D17/14
D203,301 S *	12/1965	Frazier	.....	D17/14
D209,333 S *	11/1967	Ketjen	.....	D17/14
D256,251 S *	8/1980	Grimes	.....	D17/14
D293,252 S *	12/1987	Powers	.....	D17/20
4,890,529 A *	1/1990	Grant	.....	84/291
D308,179 S *	5/1990	Perlmutter et al.	.....	D11/44
D318,060 S *	7/1991	Fisher	.....	D17/14
D427,244 S *	6/2000	Muraki et al.	.....	D21/324

**OTHER PUBLICATIONS**

Bacon et al. "Electric Guitars: The Illustrated Encyclopedia". Copyright 2000. p. 299. Guitar: Dime Culprit CP2003: bottom left on page.\*

Bacon et al. "Electric Guitars: The Illustrated Encyclopedia". Copyright 2000. p. 227. Kramer Guitar: Voyage Imperial: left on page.\*

Bacon et al. "Electric Guitars: The Illustrated Encyclopedia". Copyright 2000. p. 36. Guitar: V220T: bottom right on page.\*

Bacon et al. "Electric Guitars: The Illustrated Encyclopedia". Copyright 2000. p. 208. Guitar: Destroyer II DT555: bottom left on page.\*

\* cited by examiner

*Primary Examiner*—Adir Aronovich

*Assistant Examiner*—R. Johnson

(57) **CLAIM**

The ornamental design for a guitar, as shown.

**DESCRIPTION**

FIG. 1 is a front elevational view of a guitar showing my new design;

FIG. 2 is a rear elevational view thereof;

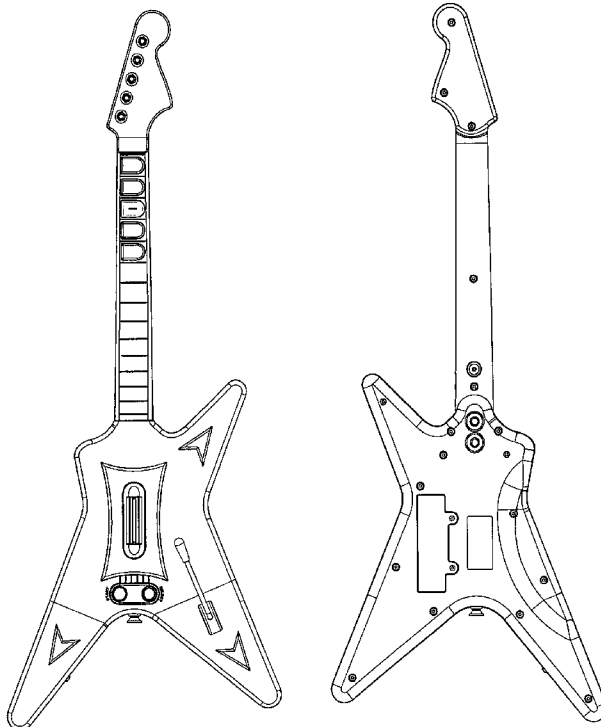
FIG. 3 is a right side view thereof;

FIG. 4 is a left side view thereof;

FIG. 5 is a top plan view thereof; and,

FIG. 6 is a bottom plan view thereof.

**1 Claim, 5 Drawing Sheets**



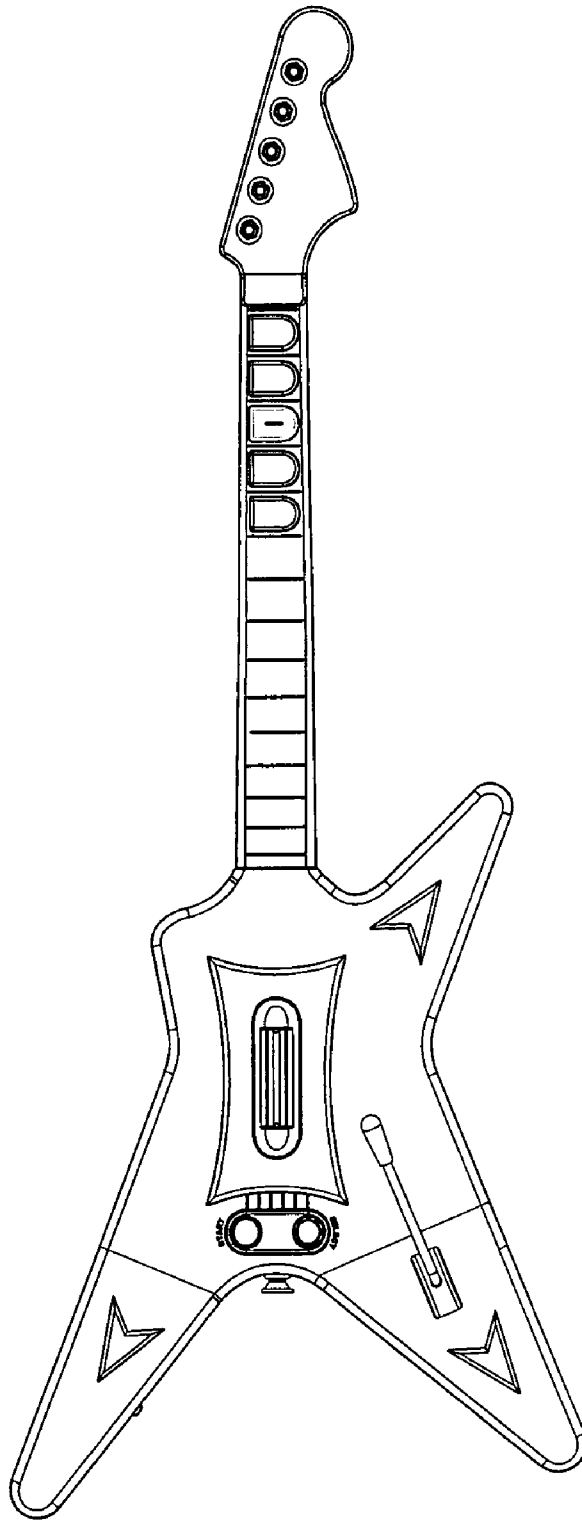


Fig. 1

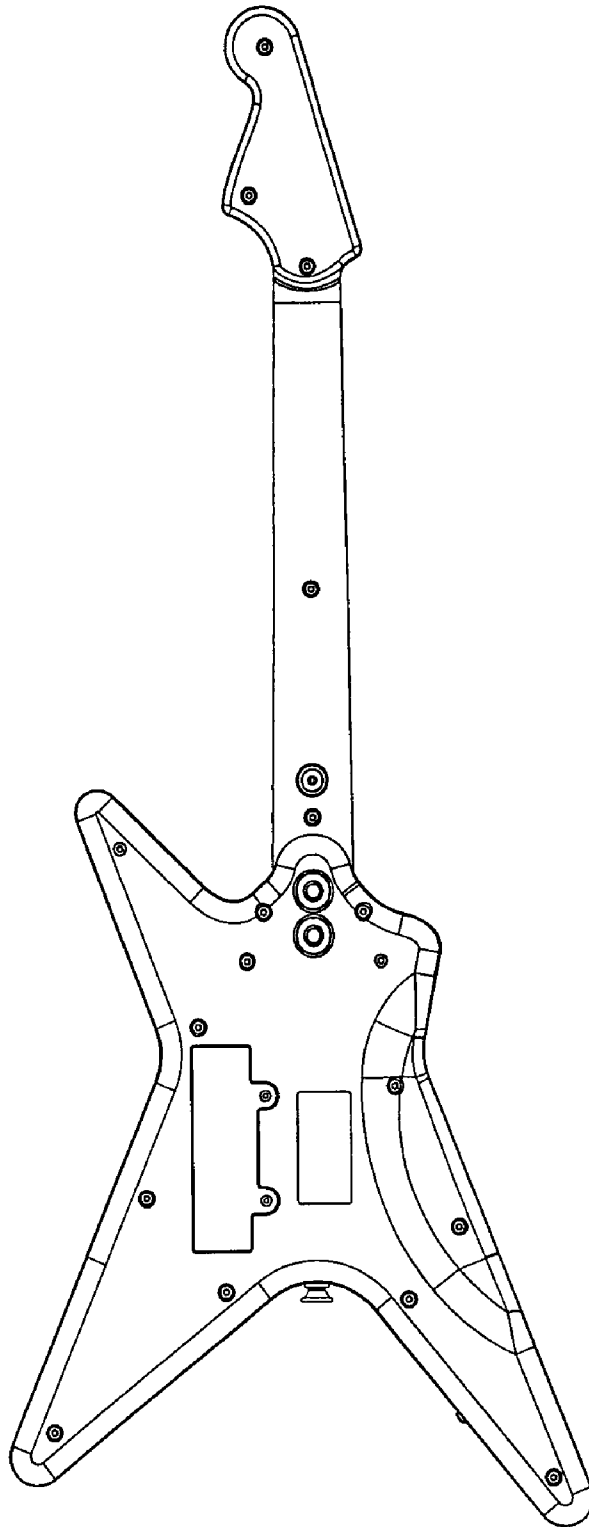


Fig. 2

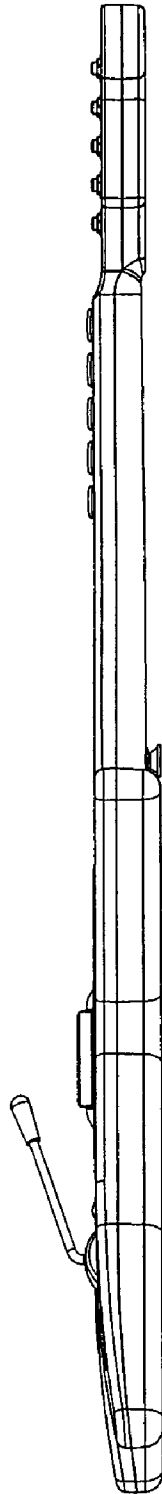


Fig. 3

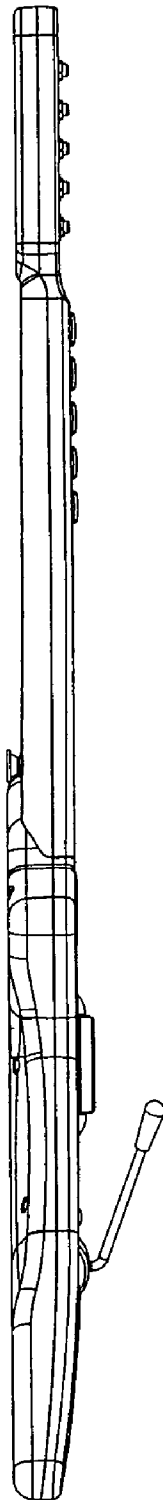


Fig. 4

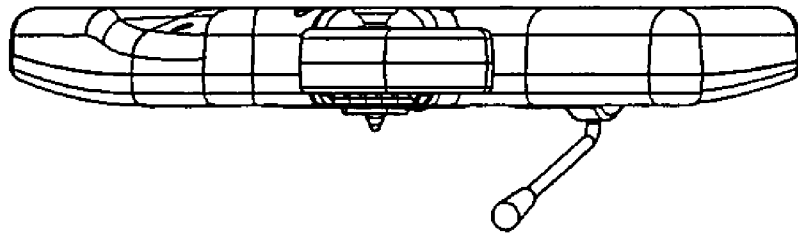


Fig. 5

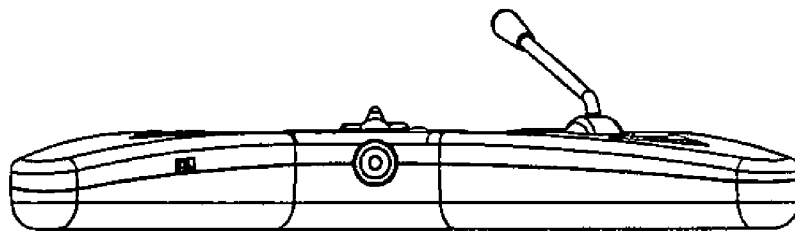


Fig. 6