

J. HALL.

FASTENINGS FOR HORSE-BLANKETS.

No. 183,391.

Patented Oct. 17, 1876.

Fig. 1.

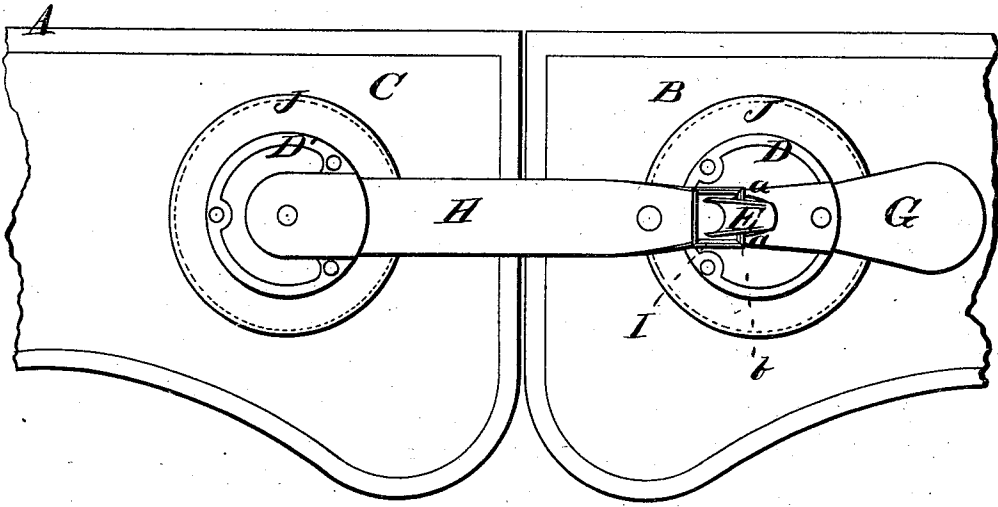


Fig. 2.

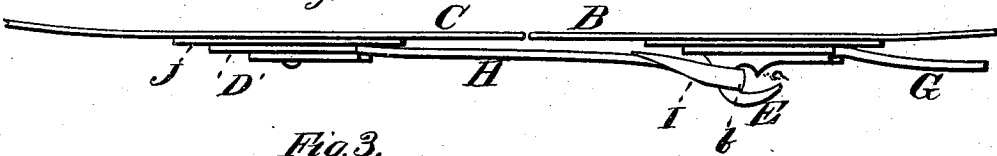
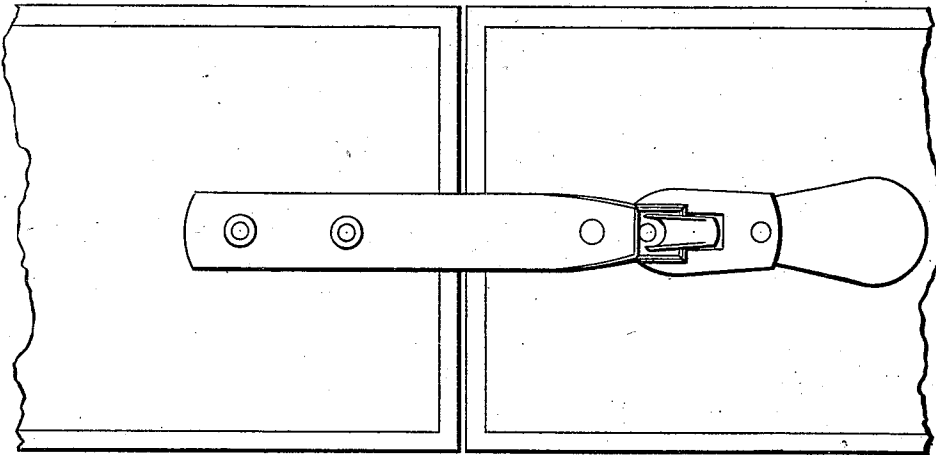


Fig. 3.



WITNESSES

Robert Everett
J. T. Acker

INVENTOR

Jonathan Hall
William Smith & Co.
ATTORNEYS

UNITED STATES PATENT OFFICE.

JONATHAN HALL, OF KEENE, NEW HAMPSHIRE.

IMPROVEMENT IN FASTENINGS FOR HORSE-BLANKETS.

Specification forming part of Letters Patent No. **183,391**, dated October 17, 1876; application filed May 13, 1876.

To all whom it may concern:

Be it known that I, JONATHAN HALL, of Keene, in the county of Cheshire and State of New Hampshire, have invented a new and valuable Improvement in Fastening for Horse-Blankets; and I do hereby declare that the following is a full, clear, and exact description of the construction and operation of the same, reference being had to the annexed drawings, making a part of this specification, and to the letters and figures of reference marked thereon.

Figure 1 of the drawings is a representation of plan view of my horse-blanket, and Fig. 2 is an edge view of the same. Fig. 3 is a modification thereof.

The nature of my invention consists in the construction and arrangement of a lock or fastening for horse-blankets, as will be hereinafter more fully set forth.

In the annexed drawing, A represents the horse-blanket, with flaps B and C. On the flap B is secured a circular plate or disk, D, formed near the lower side with an upwardly-curved hook, E, as shown. Above this hook the plate or disk D is raised, to form on the under side a recess, in which is inserted and fastened the inner or lower end of a handle-strap, G. On the raised portion of the disk are two projections, *a a*, one on each side of the hook E, near its end, whereby the throat of the hook is made considerably narrower than the body or bosom thereof. On the flap C is secured another circular plate or disk, D', which is also raised, as shown, to form a recess on its under side, for the insertion of the

upper end of a strap, H. This strap has at its outer end the eye I firmly secured thereto. The outer cross-bar *b* of the eye I is made oval, or, in other words, it is wider or thicker cross-wise than longitudinally.

By this construction of the eye and hook, it will be seen that they must be held at right angles to each other before the eye can pass into the hook, and when they are fastened together they cannot come apart until they are again held at right angles to each other. The handle-strap G is necessary to use in manipulating the hook.

Circular leather pieces J may be stitched on the flaps B C under the metal disks, if desired.

This fastening is simple and cheap, and cannot come accidentally undone.

What I claim as new, and desire to secure by Letters Patent, is—

1. In combination with the disk D, provided with the projections *a a*, and adapted for attachment to a horse-blanket or other similar article, the hook E, disk D', strap H, and eye I, all substantially as, and operating as set forth.

2. In combination with the hand-strap G, the disks D D', hook E, and eye I, all substantially as set forth.

In testimony that I claim the above I have hereunto subscribed my name in the presence of two witnesses.

JONATHAN HALL.

Witnesses:

SILAS HARDY,
A. F. BIGELOW.