



US00D338748S

# United States Patent [19]

[11] Patent Number: Des. 338,748

Doerksen

[45] Date of Patent: \*\* Aug. 24, 1993

[54] TOOL HOLDER

2,096,376 10/1937 Lauppe ..... D2/630 X

[76] Inventor: Alvin J. Doerksen, 112 Goodview Pl., Fort McMurray, Alberta, Canada, T9J 1K1

### OTHER PUBLICATIONS

Klein Tools, Inc., General Catalog 120 ©1976, p. 52 Tool Pouch #5168.

Klein Tools, Inc., p. 56, Tool Bag #5416.

[\*\*] Term: 14 Years

Primary Examiner—A. Hugo Word

Assistant Examiner—Doris V. Coles

Attorney, Agent, or Firm—Beveridge, DeGrandi, Weilacher & Young

[21] Appl. No.: 692,024

[22] Filed: Apr. 26, 1991

[30] Foreign Application Priority Data

Nov. 28, 1990 [CA] Canada ..... 28-11-90-10

[52] U.S. Cl. .... D3/105; D3/102

[58] Field of Search ..... D3/100, 101, 102, 104, D3/105, 106; D2/630; 224/227, 246, 242, 243, 240, 252, 253, 904, 901, 911

[57] CLAIM

The ornamental design for a tool holder, as shown and described.

[56] References Cited

### U.S. PATENT DOCUMENTS

- D. 171,359 1/1954 Keyston ..... D2/630 X
- D. 240,572 7/1976 Worsham ..... D3/105
- D. 281,830 12/1985 Hengesbach ..... D3/106
- D. 293,857 1/1988 Stout et al. .... D3/106

### DESCRIPTION

FIG. 1 is a perspective view of a tool holder, showing my new design;

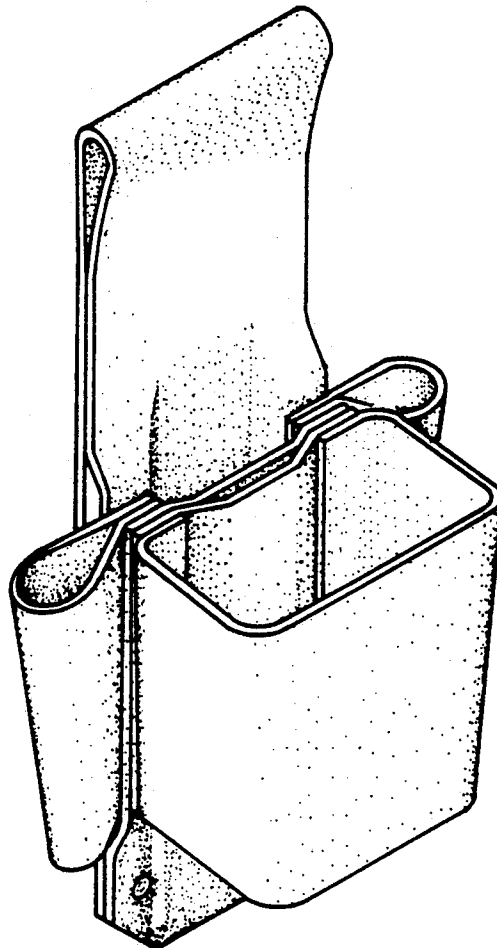
FIG. 2 is a front elevational view thereof;

FIG. 3 is a left side elevational view, the right side being a mirror image thereof;

FIG. 4 is a rear elevational view thereof;

FIG. 5 is a top plan view thereof; and,

FIG. 6 is a bottom plan view thereof.



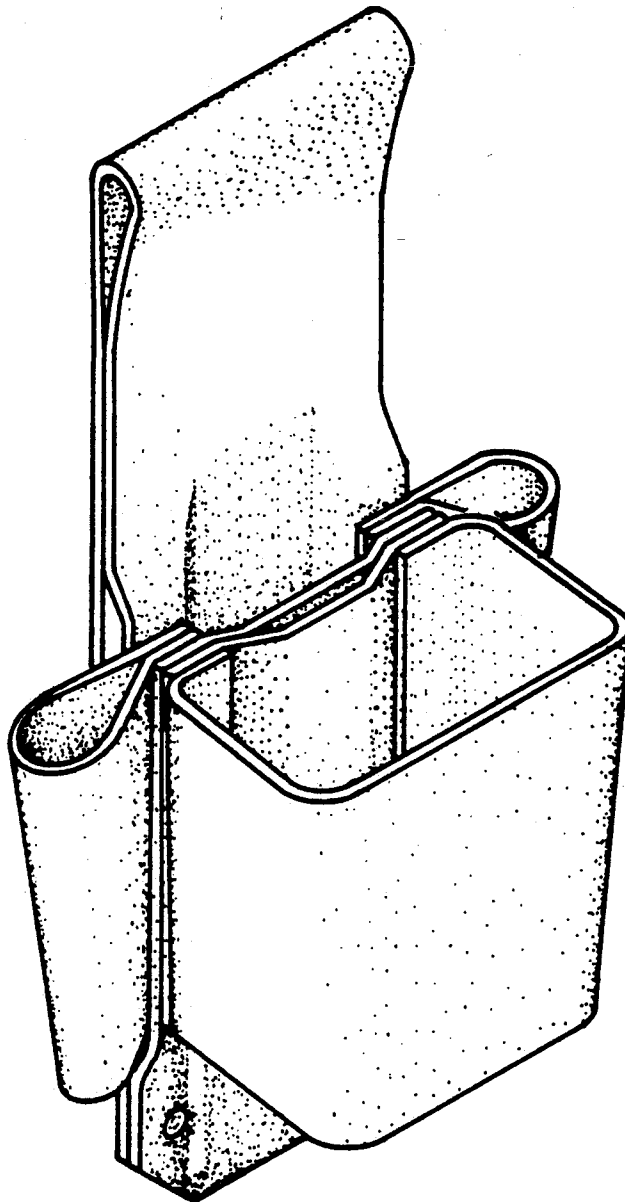


FIG 1

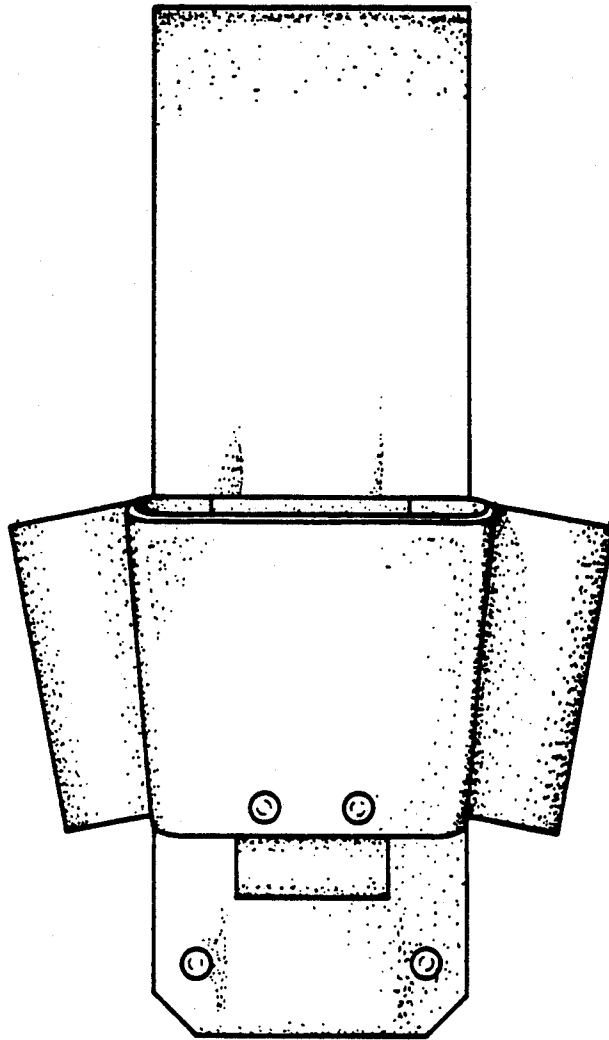


FIG 2

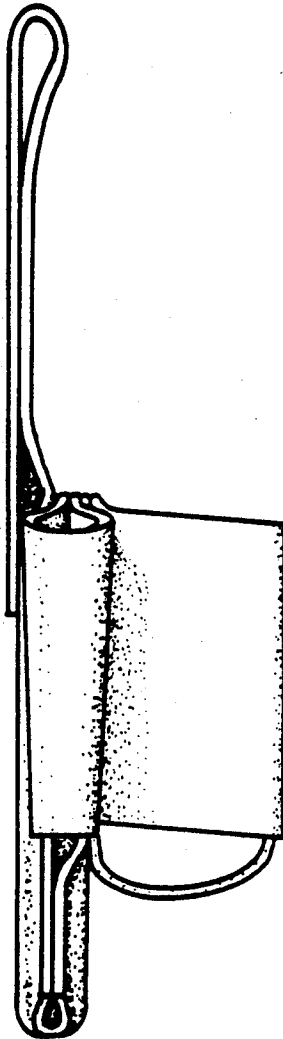


FIG 3

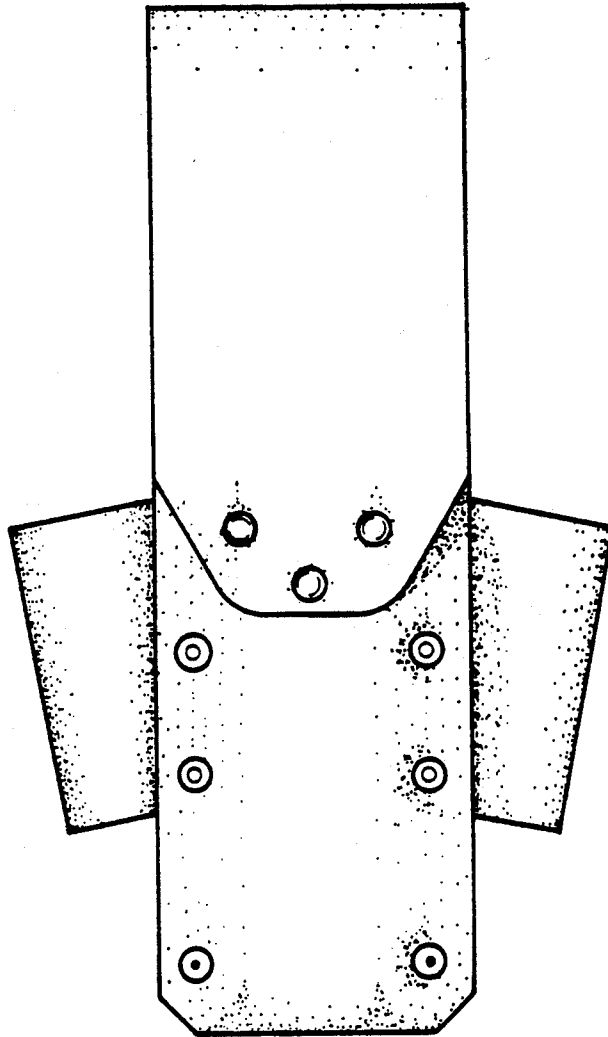


FIG 4

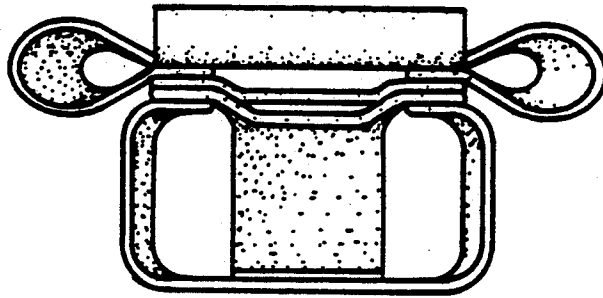


FIG 5

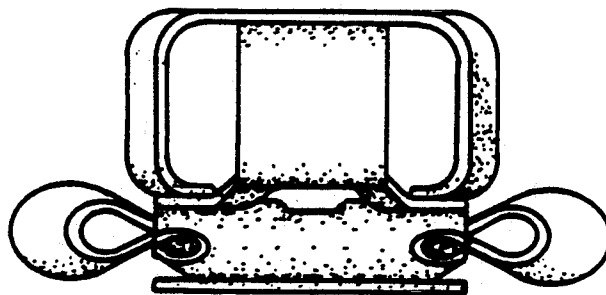


FIG 6