



US00D690619S

(12) **United States Design Patent**
Jelec et al.

(10) **Patent No.:** **US D690,619 S**

(45) **Date of Patent:** **** Oct. 1, 2013**

(54) **VEHICLE**

(75) Inventors: **Tadeusz Jelec**, Coventry (GB); **Wayne Burgess**, Coventry (GB); **Ian Callum**, Coventry (GB)

(73) Assignee: **Jaguar Cars Limited** (GB)

(**) Term: **14 Years**

(21) Appl. No.: **29/430,531**

(22) Filed: **Aug. 27, 2012**

(30) **Foreign Application Priority Data**

Feb. 27, 2012 (EM) 001998832

(51) **LOC (9) Cl.** **12-08**

(52) **U.S. Cl.**
USPC **D12/91**

(58) **Field of Classification Search**
USPC D12/86, 88, 90, 91, 92; D21/424,
D21/433, 434; 296/181.1, 181.5
See application file for complete search history.

(56) **References Cited**

U.S. PATENT DOCUMENTS

D520,910 S *	5/2006	Nordmann	D12/91
D553,050 S *	10/2007	Barrington et al.	D12/91
D558,094 S *	12/2007	Pfeiffer	D12/91
D584,658 S *	1/2009	Minami	D12/91
D592,550 S *	5/2009	Lawlis	D12/91
D592,552 S *	5/2009	Wang et al.	D12/91

D599,704 S *	9/2009	Frenzel et al.	D12/91
D601,924 S *	10/2009	Bauer et al.	D12/91
D609,135 S *	2/2010	Kim	D12/91
D617,682 S *	6/2010	Frei et al.	D12/91
D619,500 S *	7/2010	Hsu et al.	D12/91
D621,747 S *	8/2010	Huet	D12/91
D634,243 S *	3/2011	Frei et al.	D12/91

OTHER PUBLICATIONS

2012 Jaguar XF. Electronic Brochure. Aug. 12, 2011 [online], [retrieved on Apr. 18, 2013]. Retrieved from the Internet <URL: http://www.auto-brochures.com/makes/Jaguar/XF/Jaguar_US%20XF_2012.pdf>.*

* cited by examiner

Primary Examiner — Philip S Hyder
Assistant Examiner — Darlington Ly

(74) *Attorney, Agent, or Firm* — Rader, Fishman & Grauer PLLC

(57) **CLAIM**


The ornamental design for a vehicle, as shown and described.

DESCRIPTION

FIG. 1 is a front perspective view of a vehicle;
FIG. 2 is a rear perspective view of a vehicle;
FIG. 3 is a left side view of a vehicle;
FIG. 4 is a right side view of a vehicle;
FIG. 5 is a front view of a vehicle;
FIG. 6 is a back view of a vehicle; and,
FIG. 7 top view of a vehicle.

The even broken lines shown in the drawings illustrate portions of the vehicle that forms no part of claimed design.

1 Claim, 6 Drawing Sheets



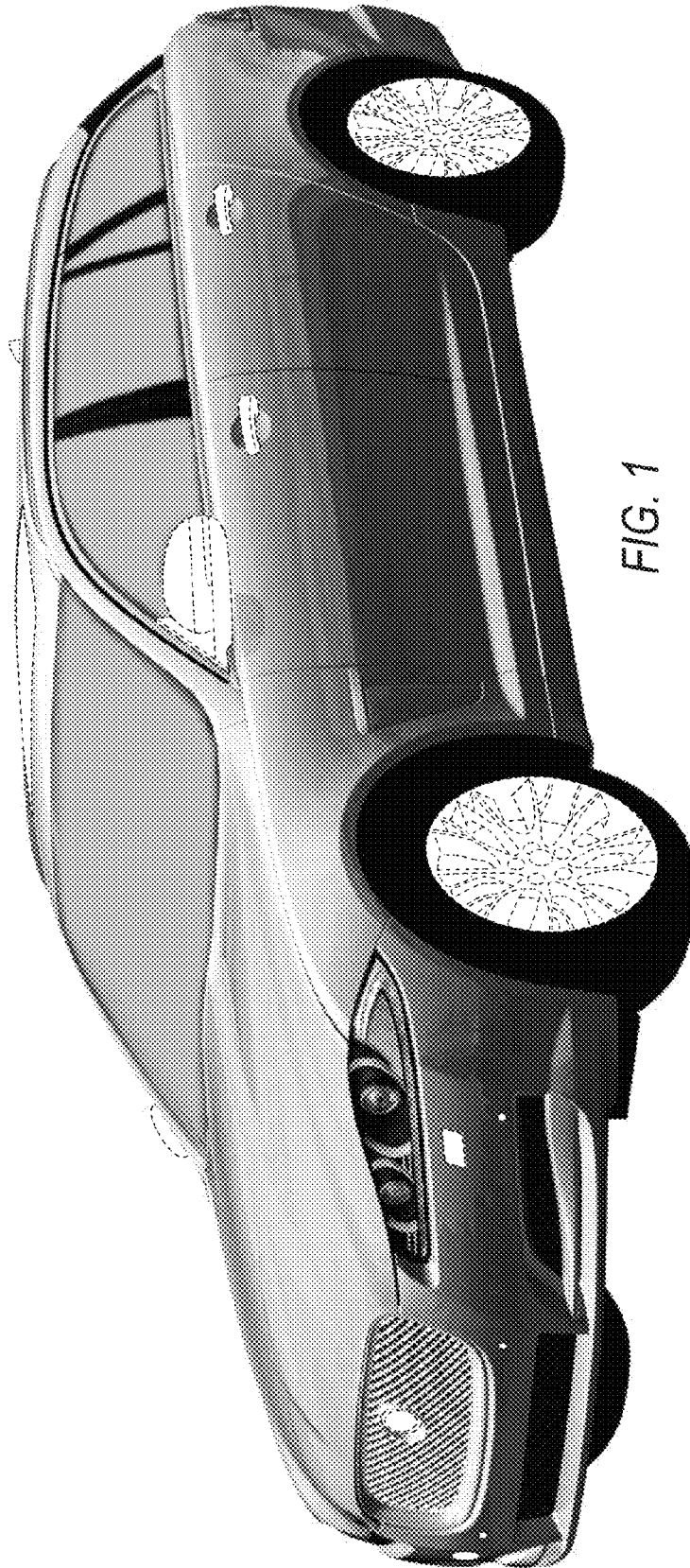


FIG. 1

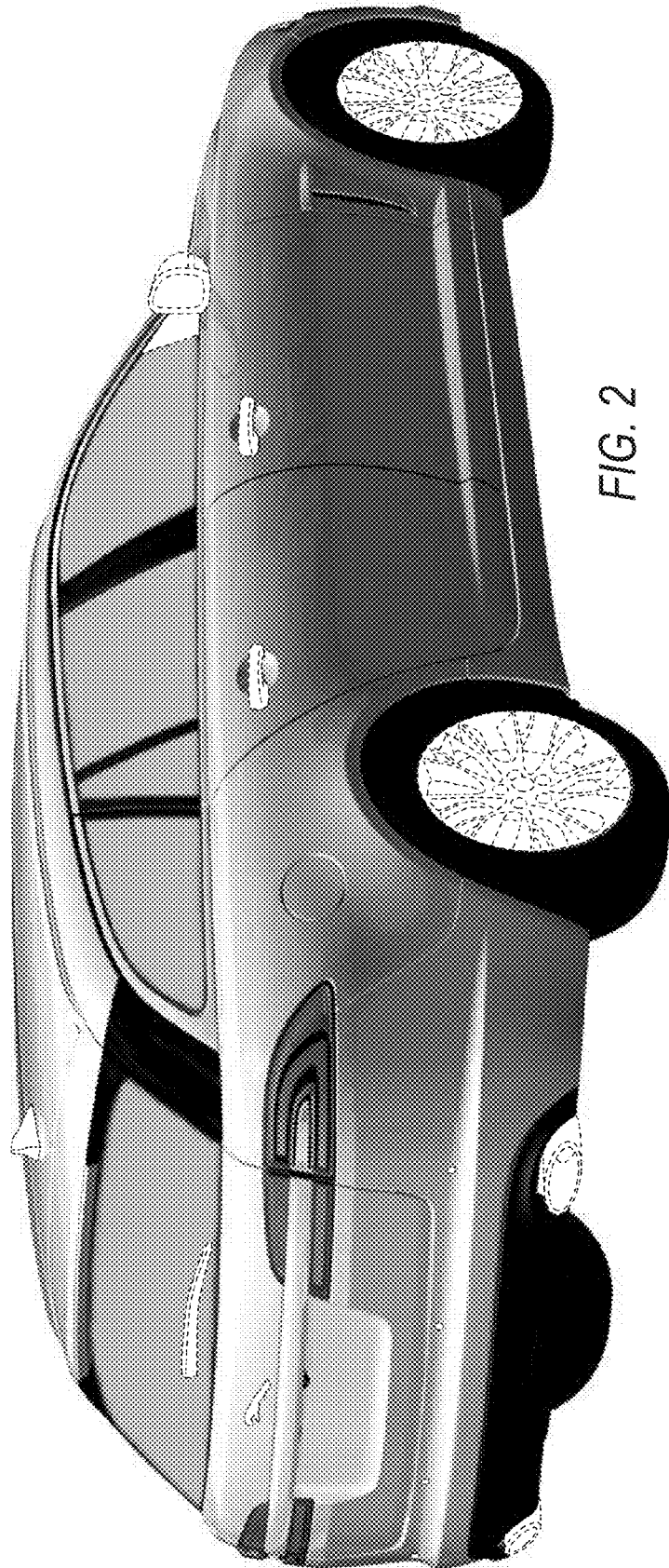


FIG. 2




FIG. 3




FIG. 4



FIG. 5

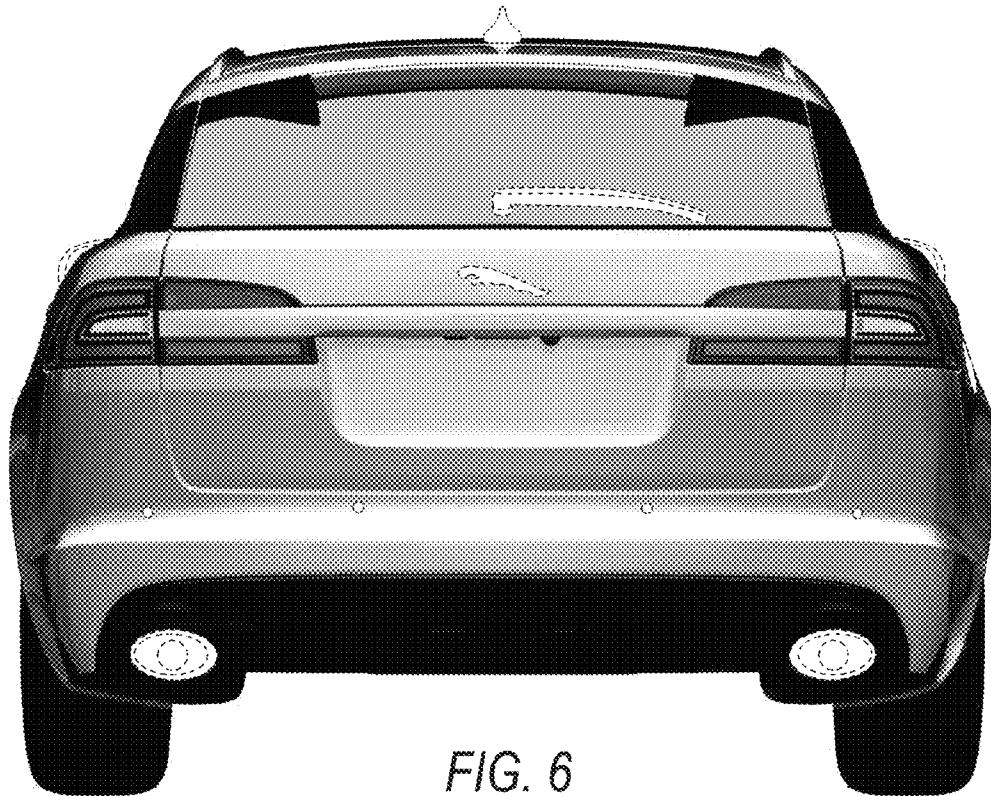


FIG. 6

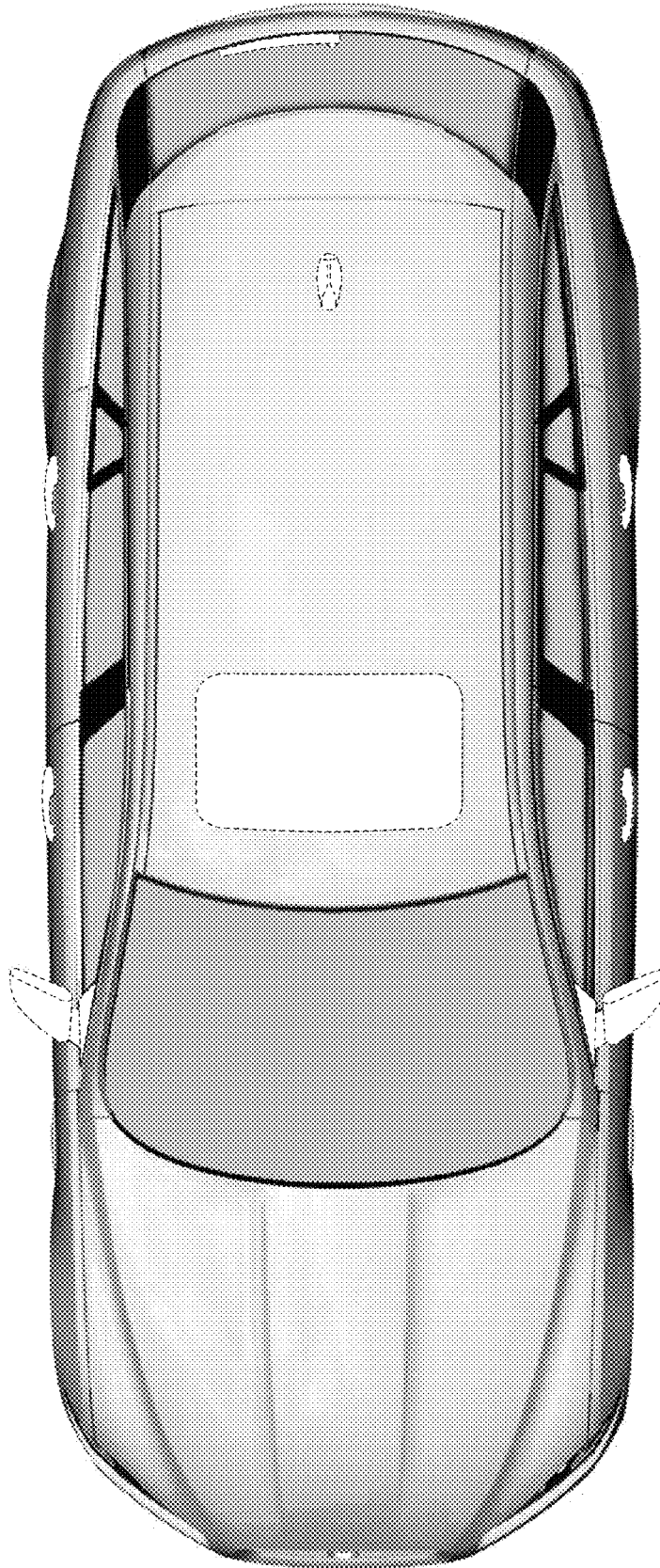


FIG. 7