



US00D345650S

United States Patent [19]

[11] Patent Number: Des. 345,650

Boyd

[45] Date of Patent: ** Apr. 5, 1994

[54] AUTOMOTIVE TOOLBOX

[75] Inventor: Edward L. Boyd, Wooster, Ohio

[73] Assignee: Rubbermaid Incorporated, Wooster, Ohio

[**] Term: 14 Years

[21] Appl. No.: 929,114

[22] Filed: Aug. 13, 1992

[52] U.S. Cl. D12/423; D3/905

[58] Field of Search D3/72, 73, 74, 75, 78, D3/301; 190/110-119; 206/272, 273; 312/244, 902, DIG. 33

[56] References Cited

U.S. PATENT DOCUMENTS

D. 221,317	7/1971	Muller	D3/73
D. 235,923	7/1975	Faul	D3/73 X
D. 268,457	4/1983	Bellini	D3/76 X
D. 291,946	9/1987	Dottori et al.	D3/73
D. 296,497	7/1988	Kime	D3/73
D. 314,669	2/1991	Kunimune	D3/76
D. 318,367	7/1991	Chen	D3/78 X
D. 328,189	7/1992	Hillinger	D3/78
D. 332,868	2/1993	Chen	D3/74
2,139,293	12/1938	Wallgren	144/285
2,611,479	9/1952	Oliver	206/16
3,259,230	7/1966	Jaeger	206/16
4,303,158	12/1981	Perkins	206/373
4,449,629	5/1984	Barrieau	206/45.19
4,819,800	4/1989	Wilson	206/373
4,832,193	5/1989	Kime	206/372
4,846,346	7/1989	Kime	206/372
4,998,616	3/1991	Hillinger	206/372 X
5,036,975	8/1991	Chow	206/376
5,145,064	9/1992	Chen	206/373 X

OTHER PUBLICATIONS

Contico Automotive, A Division of Contico International Inc., St. Louis, Mo. 63132, "TUFFCASE" 2 page sell sheet, 1990.

Contico, St. Louis, Mo. 63132, 1 page sell sheet, 1990. Contico, St. Louis, Mo. 63132, "TUFF Parts Organizer" 1 page sell sheet, 1990.

Contico Automotive, A Division of Contico International Inc., St. Louis, Mo. 63132, "TUFF-SHELF" 2 page sell sheet, 1990.

Creative Industries International, Inc., P.O. Box 767397, Atlanta, Ga. 30076, "Truck Stor Pak" 1 page sell sheet, 1988.

Rubbermaid Incorporated, Specialty Products Division, Wooster, Ohio 44691-6000, "Storage Containers" 1 page sell sheet, 1992.

Primary Examiner—Bernard Ansher

Assistant Examiner—Paula Mortimer

Attorney, Agent, or Firm—Renner, Kenner, Greive, Bobak, Taylor & Weber

[57] CLAIM

The ornamental design for an automotive toolbox, as shown and described.

DESCRIPTION

FIG. 1 is a perspective view of an automotive toolbox embodying my new design;

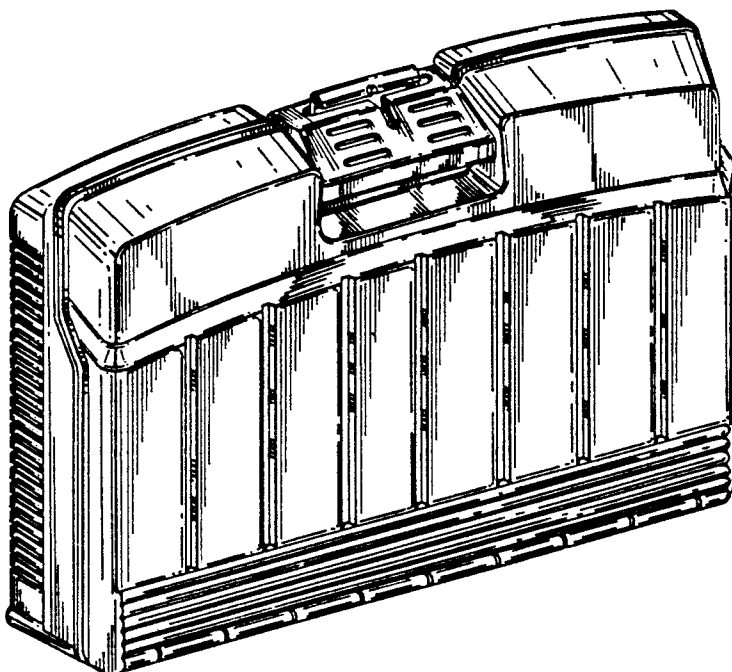
FIG. 2 is a front elevational view thereof;

FIG. 3 is a rear elevational view thereof;

FIG. 4 is a top plan view thereof;

FIG. 5 is a bottom plan view thereof; and,

FIG. 6 is a side elevational view thereof depicting the side opposite to that shown in FIG. 1, the sides being mirror images of each other.



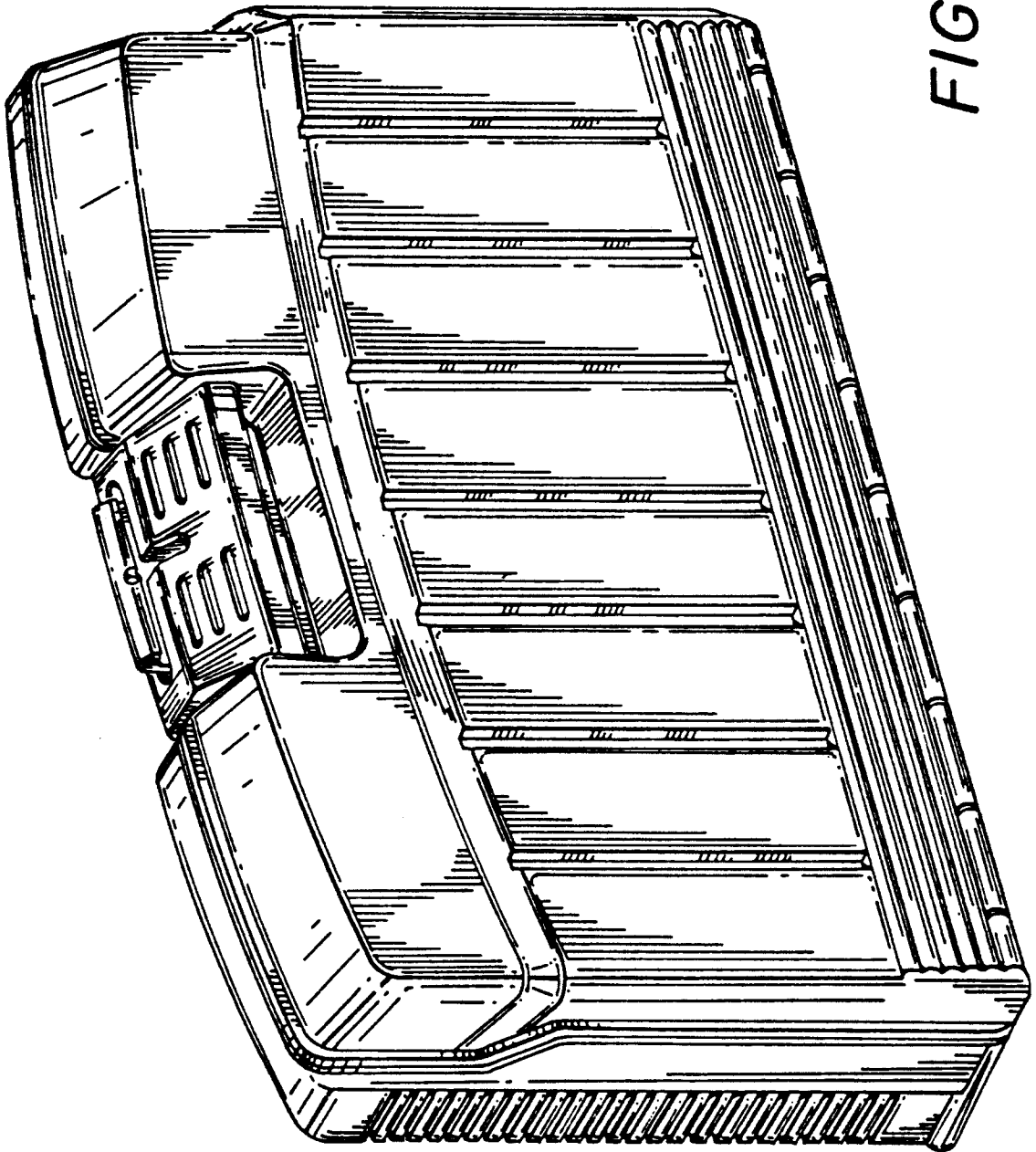
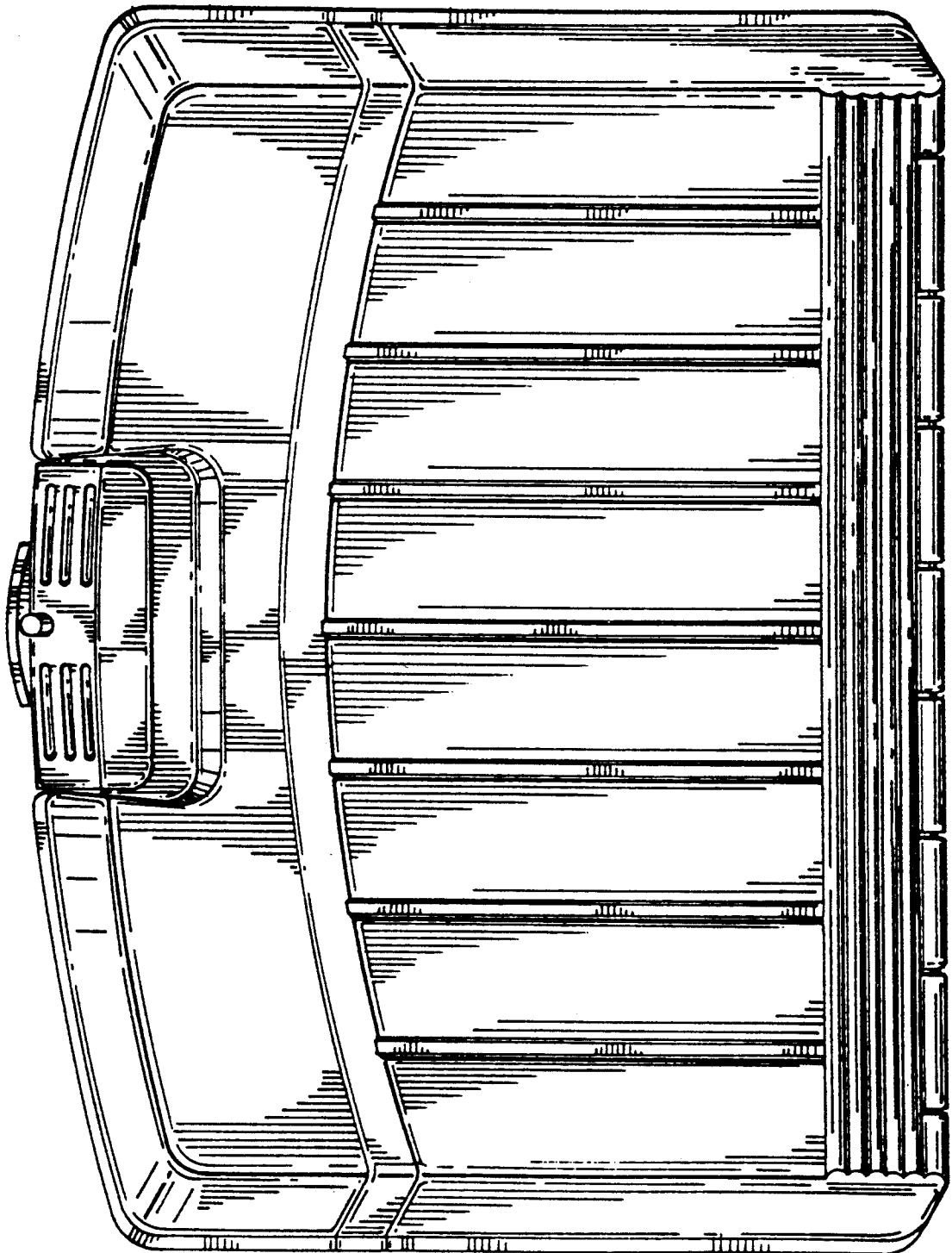


FIG. 1

FIG. 2



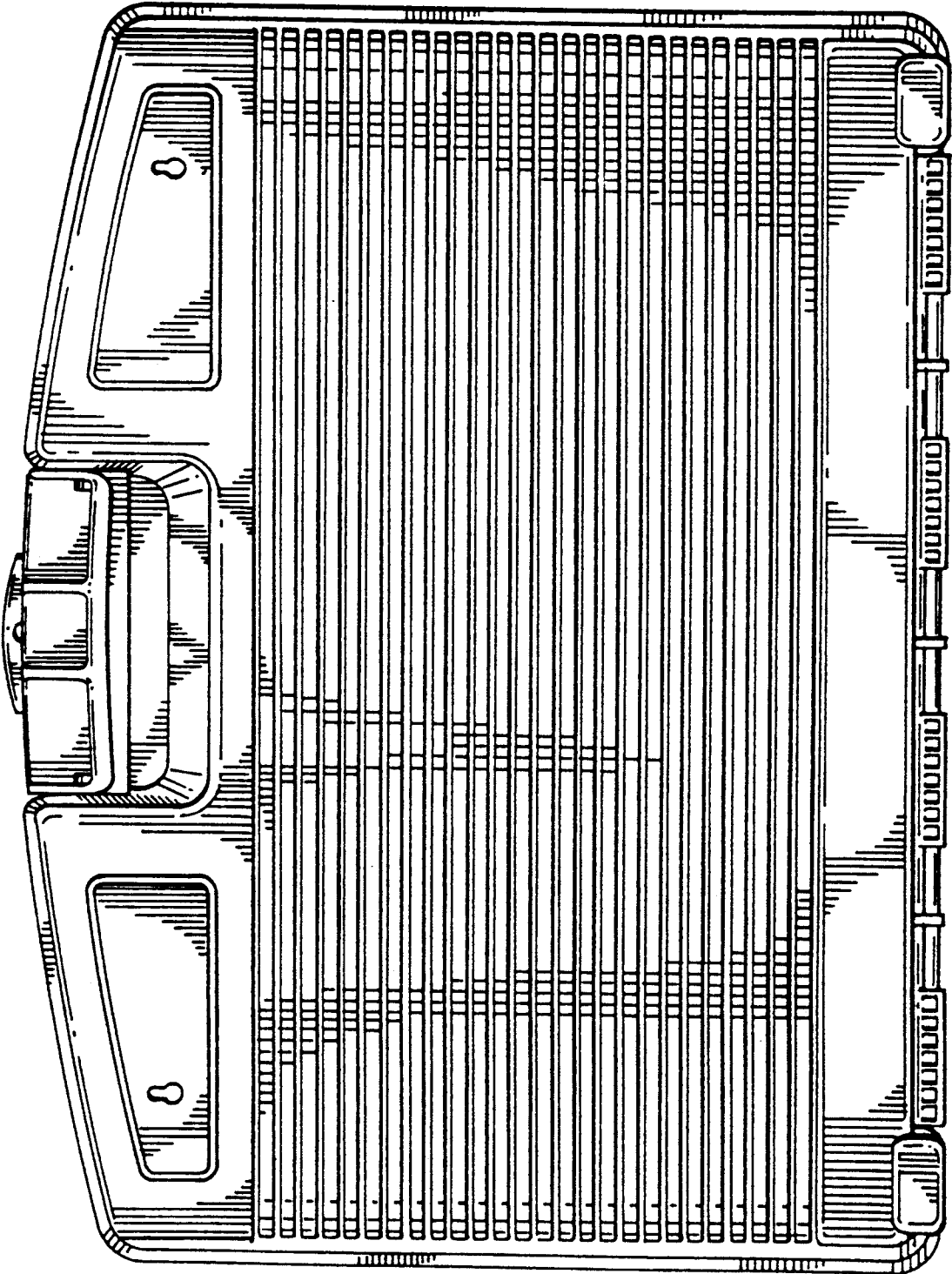


FIG. 3

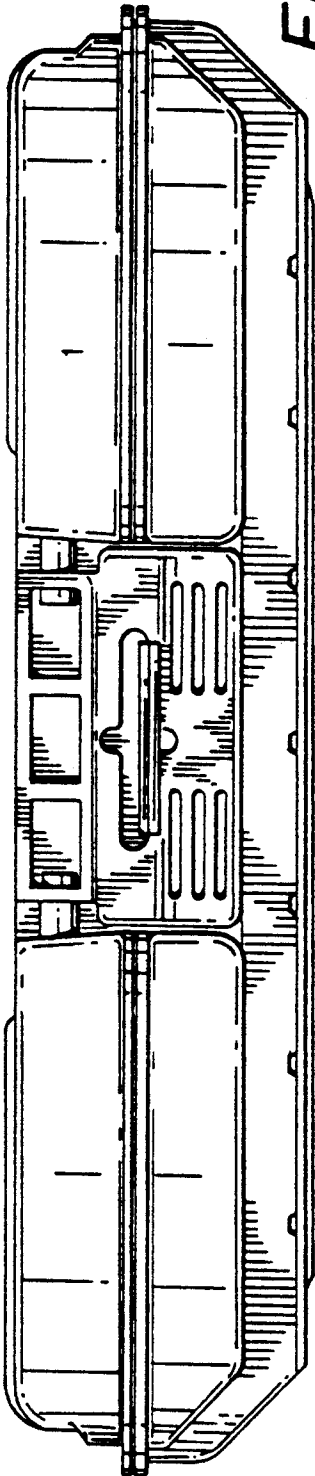


FIG. 4

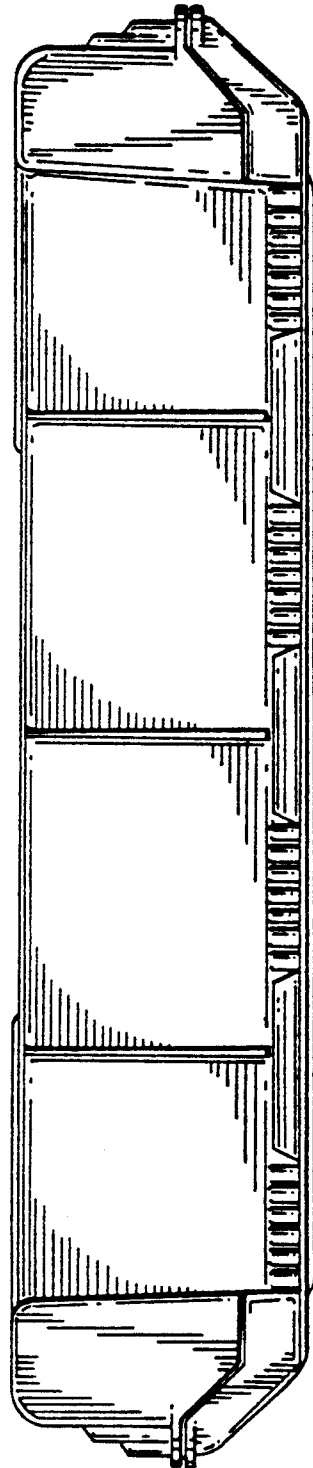


FIG. 5

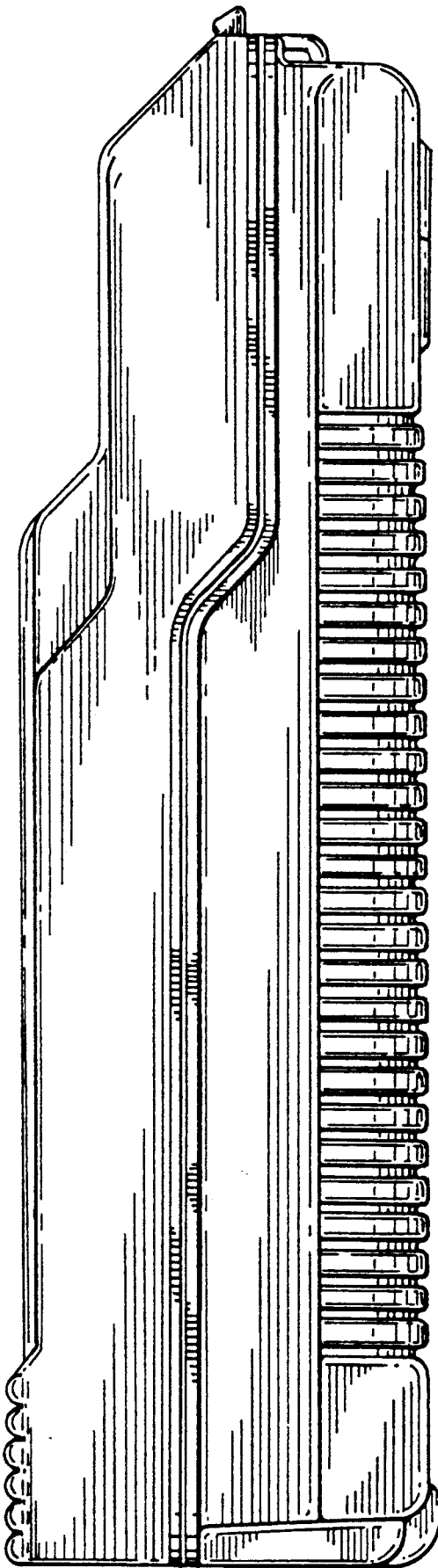


FIG. 6