



US00D822977S

(12) **United States Design Patent**
Matthews

(10) **Patent No.:** **US D822,977 S**

(45) **Date of Patent:** **** Jul. 17, 2018**

- (54) **SHOE**
- (71) Applicant: **NIKE, Inc.**, Beaverton, OR (US)
- (72) Inventor: **Darryl Matthews**, Portland, OR (US)
- (73) Assignee: **NIKE, Inc.**, Beaverton, OR (US)
- (**) Term: **15 Years**
- (21) Appl. No.: **29/629,541**
- (22) Filed: **Dec. 13, 2017**
- (51) **LOC (11) Cl.** **02-99**
- (52) **U.S. Cl.**
USPC **D2/972**
- (58) **Field of Classification Search**
USPC D2/902, 906-908, 923, 944, 946, 969,
D2/972-975, 978; D5/7, 15, 46, 47, 49
CPC ... A43B 13/181; A43B 13/141; A43B 13/186;
A43B 13/188; A43B 23/00; A43B 23/02;
A43B 5/00; A43B 23/26; A43B 1/04;
A43B 11/14; A43B 7/00; A43B 3/12
See application file for complete search history.

D522,225 S	6/2006	Holmes	
D541,514 S	5/2007	Lane, III	
D546,050 S	7/2007	Edwards	
D548,949 S	8/2007	Hui	
D555,343 S	11/2007	Bettencourt	
D555,345 S	11/2007	Bettencourt	
D570,085 S	6/2008	Henderson	
D575,045 S	8/2008	Stauffer	
D581,645 S	12/2008	Roy et al.	
D614,392 S	4/2010	Stauffer	
D638,124 S	5/2011	Hirabayashi et al.	
D638,615 S *	5/2011	McMillan	D2/972
D658,859 S *	5/2012	Nakamura	D2/972
D658,860 S *	5/2012	Stryjak	D2/972
D658,861 S	5/2012	Stryjak et al.	

(Continued)

OTHER PUBLICATIONS

Nike Footwear Catalog, 2007 Fall Footwear, p. 11, published Nov. 2006, NIKE, Inc., USA.

Primary Examiner — Dominic V Simone
(74) *Attorney, Agent, or Firm* — Banner & Witcoff, Ltd.

(57) **CLAIM**

The ornamental design for a shoe, as shown and described.

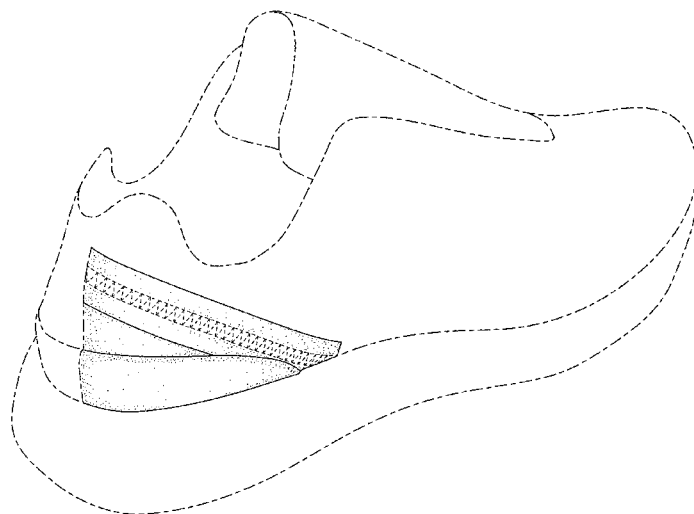
DESCRIPTION

FIG. 1 is a front perspective view of a shoe showing my new design;
FIG. 2 is a side view thereof; and,
FIG. 3 is a rear perspective view thereof.
The uneven-length broken lines immediately adjacent to the shaded area define the bounds of the claimed design and form no part thereof. The even-length broken lines represent a claimed feature of the claimed design. The uneven-length broken lines showing the remainder of the shoe represent unclaimed subject matter and form no part of the claimed design.

1 Claim, 3 Drawing Sheets

(56) **References Cited**
U.S. PATENT DOCUMENTS

D296,381 S	6/1988	Selbiger	
D297,183 S	8/1988	Selbiger	
D316,624 S	5/1991	Hatfield et al.	
D318,563 S *	7/1991	Lucas	D2/972
D319,720 S *	9/1991	Selbiger	D2/972
D346,478 S	5/1994	Teague	
D413,427 S	9/1999	Fellouhe	
D479,392 S	9/2003	Hillyer	
D485,051 S *	1/2004	Bradford	D2/969
D490,233 S	5/2004	Cooper	
D490,604 S	6/2004	Cooper	
D494,350 S *	8/2004	Hillyer	D2/972
D500,195 S	12/2004	Matis	
D514,798 S	2/2006	Avar	
D519,720 S	5/2006	Lin	



(56)

References Cited

U.S. PATENT DOCUMENTS

D662,299	S	6/2012	Raysse	
D677,874	S	3/2013	Hardman	
D677,876	S	3/2013	Minami	
D683,131	S	5/2013	Miner	
D683,947	S	6/2013	James	
D690,093	S *	9/2013	Dombrow	D2/972
D701,035	S	3/2014	Hatfield	
D701,688	S	4/2014	Holmes et al.	
D737,042	S	8/2015	Thornhill	
D744,225	S	12/2015	Thornhill	
D748,904	S	2/2016	Greenhalgh	
D762,964	S *	8/2016	Nyssen	D2/972
D765,380	S *	9/2016	Petrie	D2/972
D770,752	S	11/2016	McMillan	
D778,570	S	2/2017	Kirschner	
D782,177	S *	3/2017	Lee	D2/972
D783,993	S *	4/2017	Hatfield	D2/972
D786,546	S *	5/2017	Rasmussen	D2/972
D789,064	S *	6/2017	Madore	D2/972
D796,810	S	9/2017	You	
D802,286	S *	11/2017	Klein	D2/972
D805,751	S *	12/2017	McCullagh	D2/972
D808,629	S *	1/2018	Parrett	D2/972

* cited by examiner

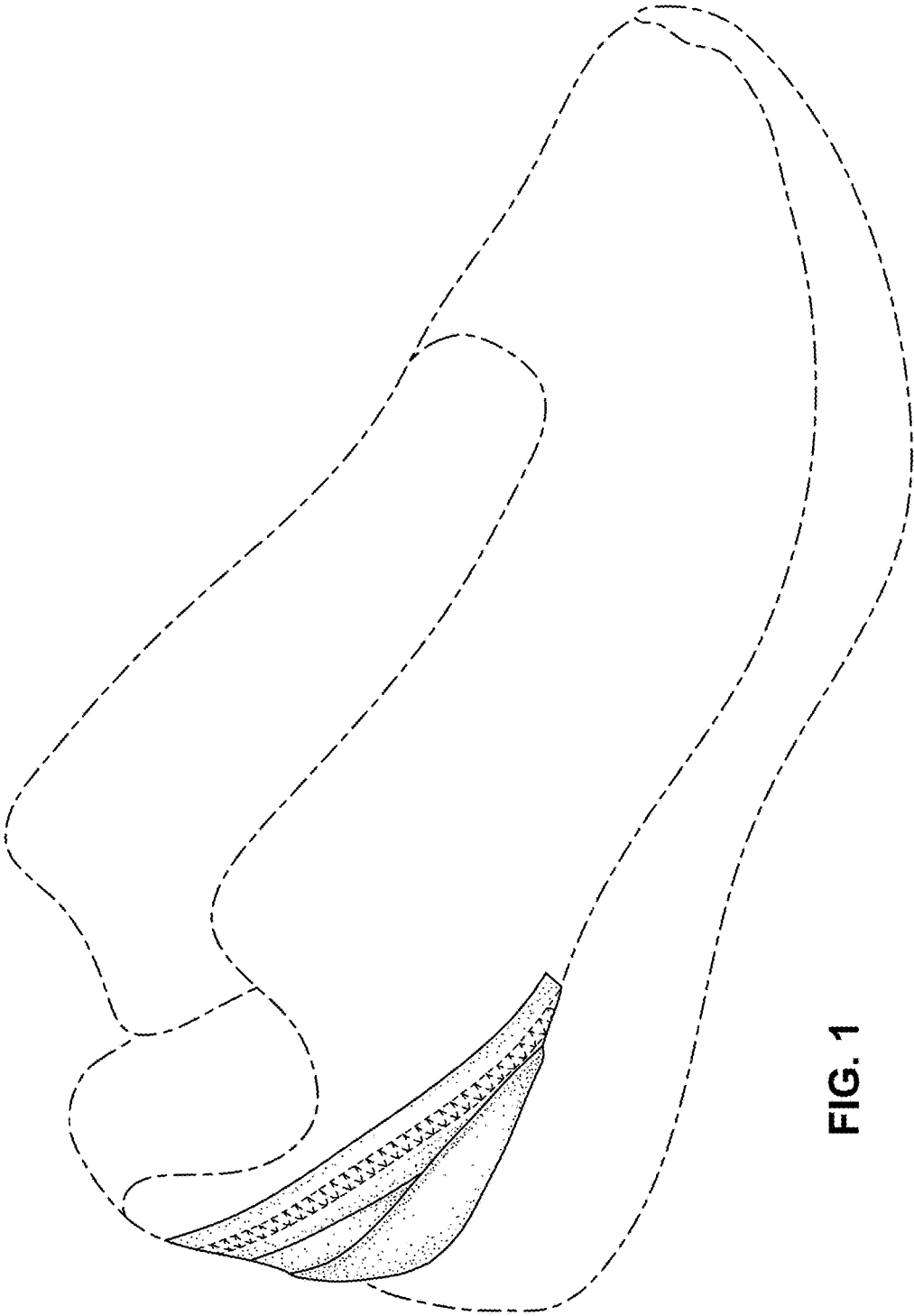


FIG. 1

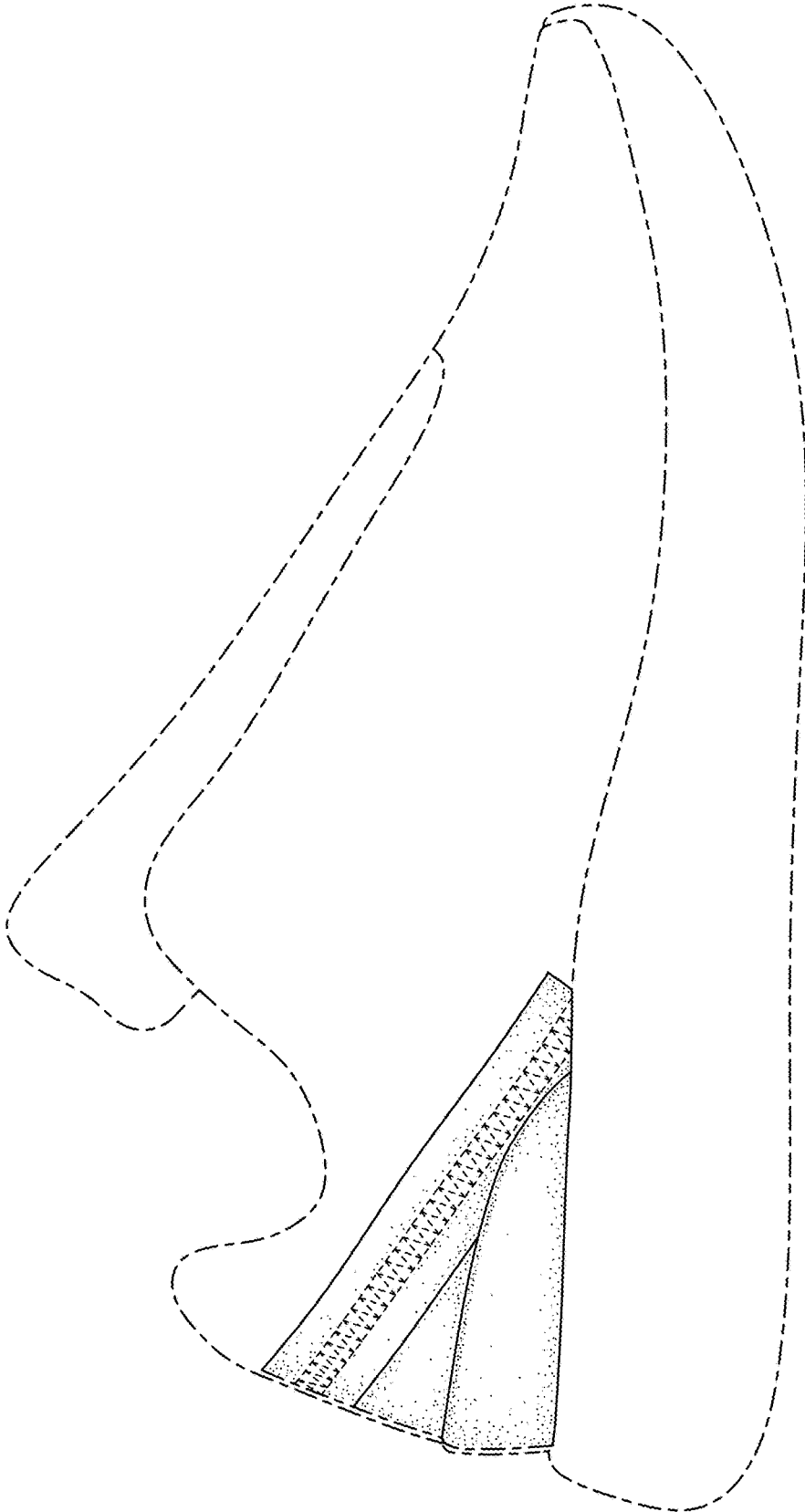


FIG. 2

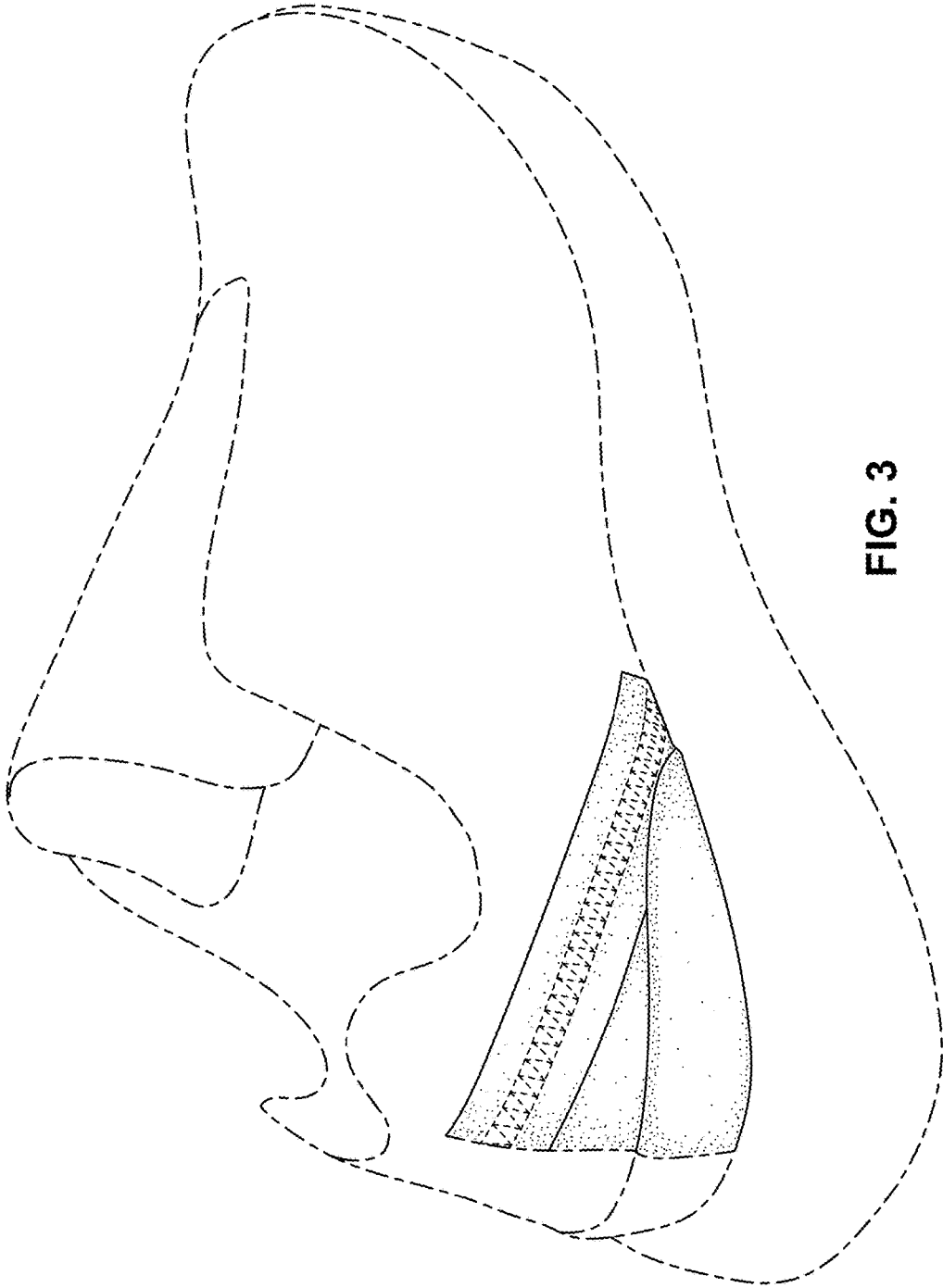


FIG. 3